



FIRST RELEASE



Users are kindly requested to mention the data source

GODINA IX

SARAJEVO, 25.01.2016.

BROJ 11

TOURISM STATISTICS

Tourism in BIH, November 2015

In November 2015 tourists realised 61.103 tourist arrivals in Bosnia and Hercegovina which represent the decrease by 37.7% as compared to October 2015 and increase by 6.9% as compared to November 2014.

Tourists realised 122.997 tourist nights which represent the decrease by 36.6% as compared to October 2015 and increase by 13.3% as compared to November 2014. Domestic tourists share of total number of overnight stays was 41.9% and foreign tourists share was 58.1%.

The number of domestic tourist nights decreased by 20.3% as compared to October 2015 and increased by 5.6% as compared to November 2014. Foreign tourist nights were decreased by 44.7% as compared to October 2015 and increased by 13.9% as compared to November 2014.

According to the type of accommodation facility the highest number of nights was recorded in Hotels and similar accommodation with share of 93.9%.

Concerning the structure of foreign tourist nights in November 2015, the most of them (56.3%) of them were realised by tourists from: Croatia (24.7%), Serbia (11.9%), Turkey (8.6%), Slovenia (5.8%) and Italy (5.3%). Tourists from other countries realised 43.7% of tourist nights.

Regarding the average detention of foreign tourist stays in our country on the first place comes: South Africa with average stay by 11.8 nights, Bulgaria 4.5 nights, Lithuania 4.3 nights and Malta and Kuwait by 3.5 nights.

Tourist nights by months, November 2014 - November 2015

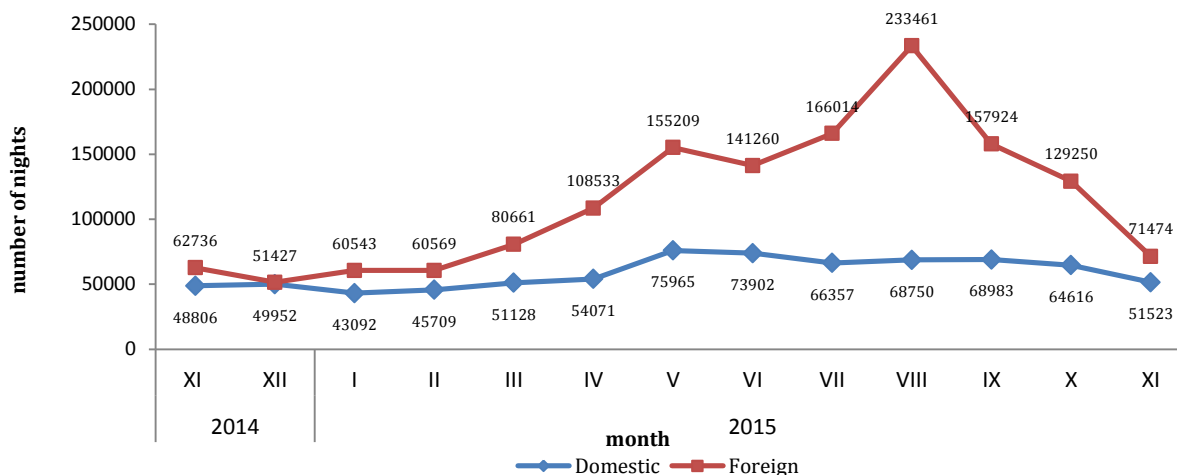
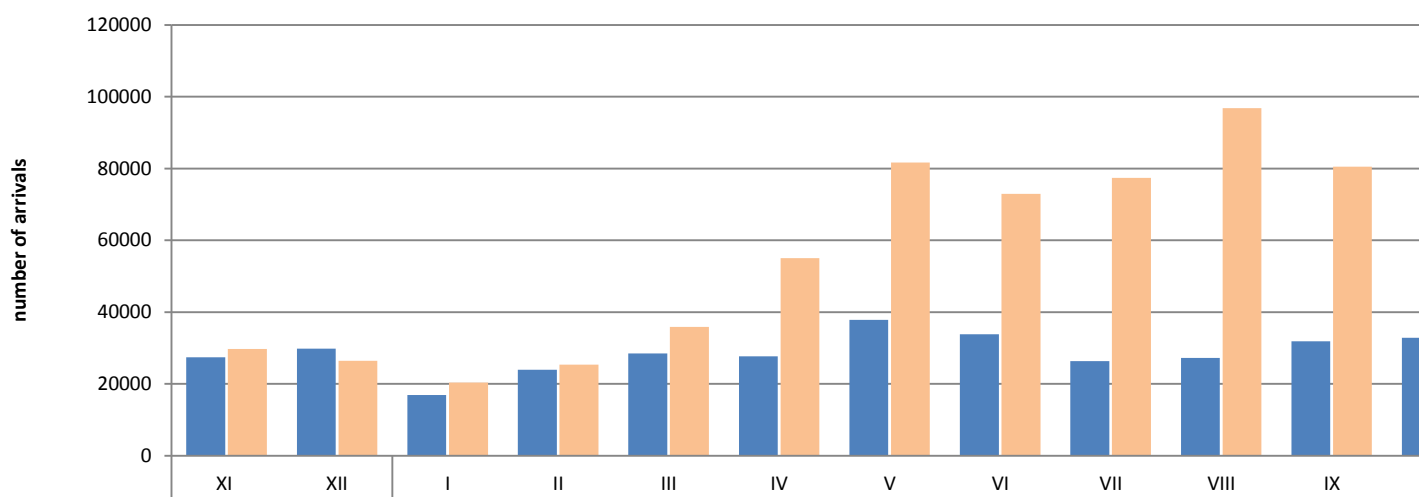


Table 1: Tourist arrivals and nights

	Arrivals					Nights					XI 2015	
	XI 2014**	X 2015	XI 2015*	Indices	Indices	XI 2014**	X 2015	XI 2015*	Indices	Indices	Structure of nights %	Average number of nights by arrivals
				XI 2015 / 2015	XI 2015 / XI 2014				XI 2015 / 2015	XI 2015 / XI 2014		
TOTAL	57.171	97.021	61.103	63,0	106,9	111.542	193.866	122.997	63,4	110,3	100,0	2,0
Domestic	27.435	32.825	28.505	86,8	103,9	48.806	64.616	51.523	79,7	105,6	41,9	1,8
Foreign	29.736	64.196	32.598	50,8	109,6	62.736	129.250	71.474	55,3	113,9	58,1	2,2

* preliminary data

** data for the previous period are revised

Tourist arrivals by months, November 2014 - November 2015

Table 2: Foreign tourist arrivals and nights, by country of residence

	Arrivals					Nights					XI 2015	
	XI 2014**	X 2015	XI 2015*	Indices	Indices	XI 2014**	X 2015	XI 2015*	Indices	Indices	Structure of nights %	Average number of nights by arrivals
				XI 2015 / 2015	XI 2015 / XI 2014				XI 2015 / 2015	XI 2015 / XI 2014		
TOTAL	29.736	64.196	32.598	50,8	109,6	62.736	129.250	71.474	55,3	113,9	100,0	2,2
Albania	434	341	487	142,8	112,2	918	658	959	145,7	104,5	1,3	2,0
Austria	969	1.844	976	52,9	100,7	1.552	3.926	1.653	42,1	106,5	2,3	1,7
Belgium	92	322	93	28,9	101,1	232	645	247	38,3	106,5	0,3	2,7
Bulgaria	194	461	182	39,5	93,8	380	1.169	817	69,9	215,0	1,1	4,5
Montenegro	613	959	926	96,6	151,1	1.268	1.853	1.931	104,2	152,3	2,7	2,1
Czech Republic	216	292	170	58,2	78,7	305	567	326	57,5	106,9	0,5	1,9
Denmark	100	272	79	29,0	79,0	199	650	152	23,4	76,4	0,2	1,9
Estonia	19	37	6	16,2	31,6	47	107	16	15,0	34,0	0,0	2,7
Finland	43	204	42	20,6	97,7	81	388	84	21,6	103,7	0,1	2,0
France	286	888	302	34,0	105,6	639	2.147	604	28,1	94,5	0,8	2,0
Greece	175	370	72	19,5	41,1	270	757	131	17,3	48,5	0,2	1,8
Netherlands	384	654	292	44,6	76,0	714	1.146	629	54,9	88,1	0,9	2,2
Croatia	6.274	8.503	6.640	78,1	105,8	16.533	21.710	17.625	81,2	106,6	24,7	2,7
Ireland	55	361	666	184,5	1210,9	156	1.301	1.433	110,1	918,6	2,0	2,2
Iceland	8	8	13	162,5	162,5	12	17	28	164,7	233,3	0,0	2,2
Italy	2.149	4.243	1.663	39,2	77,4	4.602	9.211	3.779	41,0	82,1	5,3	2,3

(continued on next page)

(continued)

	Arrivals					Nights					XI 2015	
	XI 2014**	X 2015	XI 2015*	Indices	Indices	XI 2014**	X 2015	XI 2015*	Indices	Indices	Structure of nights %	Average number of nights by arrivals
				XI 2015 X 2015	XI 2015 XI 2014				XI 2015 X 2015	XI 2015 XI 2014		
Cyprus	10	12	7	58,3	70,0	22	34	15	44,1	68,2	0,0	2,1
Latvia	11	58	13	22,4	118,2	45	102	30	29,4	66,7	0,0	2,3
Lithuania	70	48	19	39,6	27,1	153	149	82	55,0	53,6	0,1	4,3
Luxembourg	19	32	19	59,4	100,0	28	55	48	87,3	171,4	0,1	2,5
Hungary	235	553	304	55,0	129,4	386	1.228	624	50,8	161,7	0,9	2,1
FYR of Macedonia	478	686	528	77,0	110,5	938	1.315	1.106	84,1	117,9	1,5	2,1
Malta	1	2	2	100,0	200,0	1	3	7	233,3	700,0	0,0	3,5
Norway	138	380	170	44,7	123,2	261	991	333	33,6	127,6	0,5	2,0
Germany	1.103	2.549	1.049	41,2	95,1	2.350	6.233	2.249	36,1	95,7	3,1	2,1
Poland	274	1.211	354	29,2	129,2	511	2.056	842	41,0	164,8	1,2	2,4
Portugal	33	158	59	37,3	178,8	55	207	123	59,4	223,6	0,2	2,1
Romania	138	223	239	107,2	173,2	393	603	433	71,8	110,2	0,6	1,8
Russian Federation	252	243	178	73,3	70,6	525	427	322	75,4	61,3	0,5	1,8
Slovakia	120	182	152	83,5	126,7	198	381	305	80,1	154,0	0,4	2,0
Slovenia	2.598	6.072	2.352	38,7	90,5	4.170	9.914	4.112	41,5	98,6	5,8	1,7
Serbia	4.651	5.871	4.524	77,1	97,3	8.722	11.220	8.492	75,7	97,4	11,9	1,9
Spain	186	876	127	14,5	68,3	445	1.450	254	17,5	57,1	0,4	2,0
Switzerland (including Liechtenstein)	192	696	226	32,5	117,7	445	1.344	466	34,7	104,7	0,7	2,1
Sweden	691	856	617	72,1	89,3	1.812	1.690	1.241	73,4	68,5	1,7	2,0
Turkey	1.996	6.188	2.518	40,7	126,2	3.939	10.906	6.150	56,4	156,1	8,6	2,4
United Kingdom	402	1.433	443	30,9	110,2	1.077	3.239	970	29,9	90,1	1,4	2,2
Ukraine	67	63	67	106,3	100,0	165	113	178	157,5	107,9	0,2	2,7
Other European countries	123	367	368	100,3	299,2	463	856	845	98,7	182,5	1,2	2,3
Egypt	42	74	51	68,9	121,4	70	189	79	41,8	112,9	0,1	1,5
South Africa	6	39	10	25,6	166,7	43	116	118	101,7	274,4	0,2	11,8
Other African countries	32	78	43	55,1	134,4	102	250	177	70,8	173,5	0,2	4,1
Canada	65	426	120	28,2	184,6	158	827	248	30,0	157,0	0,3	2,1
USA	550	1.677	867	51,7	157,6	1.379	3.645	1.845	50,6	133,8	2,6	2,1
Other Northern American countries	11	99	13	13,1	118,2	14	275	34	12,4	242,9	0,0	2,6
Brazil	89	318	38	11,9	42,7	160	639	90	14,1	56,3	0,1	2,4
Other Southern and Central American countries	46	383	77	20,1	167,4	79	636	149	23,4	188,6	0,2	1,9
India	22	157	26	16,6	118,2	70	224	42	18,8	60,0	0,1	1,6
Iran	5	51	32	62,7	640,0	10	84	55	65,5	550,0	0,1	1,7
Israel	38	300	37	12,3	97,4	74	394	88	22,3	118,9	0,1	2,4
Japan	293	1.282	369	28,8	125,9	459	2.017	484	24,0	105,4	0,7	1,3
China	211	1.668	502	30,1	237,9	348	2.041	931	45,6	267,5	1,3	1,9
Republic of Korea	1.198	3.700	817	22,1	68,2	1.434	4.372	1.087	24,9	75,8	1,5	1,3
Kuwait	339	648	332	51,2	97,9	1.121	2.177	1.172	53,8	104,5	1,6	3,5
Saudi Arabia	127	560	282	50,4	222,0	297	1.367	739	54,1	248,8	1,0	2,6
Other Asian countries	792	3.693	1.952	52,9	246,5	1.723	8.181	4.291	52,5	249,0	6,0	2,2
Australia	62	446	66	14,8	106,5	145	879	172	19,6	118,6	0,2	2,6
New Zealand	8	45	14	31,1	175,0	32	78	23	29,5	71,9	0,0	1,6
Other countries of Oceania	1	34	6	17,6	600,0	6	91	9	9,9	150,0	0,0	1,5

* preliminary data

**data for the previous period are revised

Foreign tourist nights and arrivals, by country of residence, November 2015

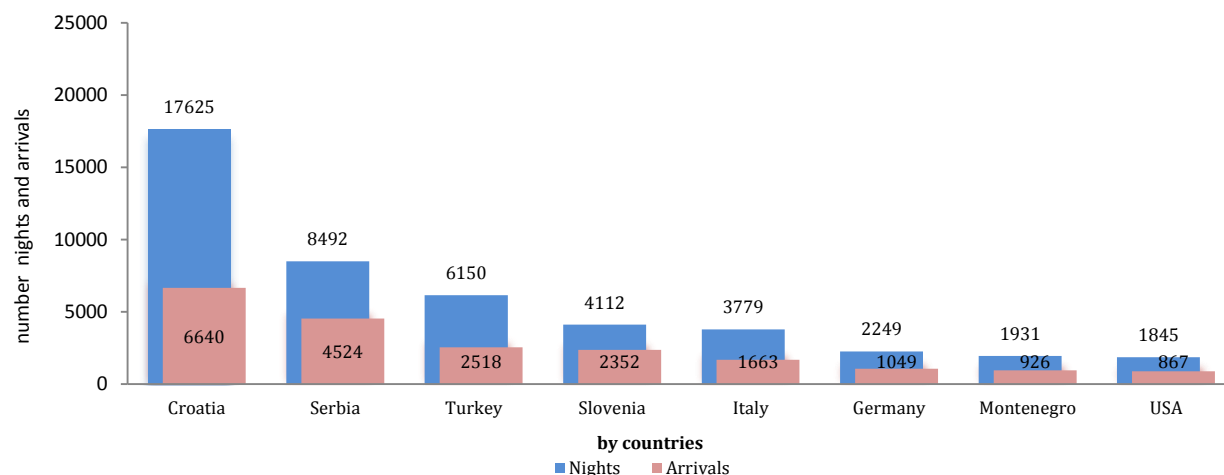


Table 3: Tourist arrivals and nights according to the classification of activities 1)

	Arrivals					Nights					XI 2015
	XI 2014**	X 2015	XI 2015*	Indices XI 2015 X 2015	Indices XI 2015 XI 2014	XI 2014**	X 2015	XI 2015*	Indices XI 2015 X 2015	Indices XI 2015 XI 2014	Structure of nights %
TOTAL	57.171	97.021	61.103	63,0	106,9	111.542	193.866	122.997	63,4	110,3	100,0
Hotels and similar accommodation	54.587	92.301	58.642	63,5	107,4	103.715	181.002	115.523	63,8	111,4	93,9
Holiday and other short-stay accommodation	1.562	2.958	1.532	51,8	98,1	3.739	6.390	3.141	49,2	84,0	2,6
Camps and camping grounds	58	95	15	15,8	25,9	82	136	23	16,9	28,0	0,0
Other accommodation	964	1.667	914	54,8	94,8	4.006	6.338	4.310	68,0	107,6	3,5
DOMESTIC TOURISTS	27.435	32.825	28.505	86,8	103,9	48.806	64.616	51.523	79,7	105,6	41,9
Hotels and similar accommodation	25.741	30.691	27.144	88,4	105,5	43.943	58.003	47.019	81,1	107,0	38,2
Holiday and other short-stay accommodation	824	1.085	688	63,4	83,5	1.437	1.838	1.140	62,0	79,3	0,9
Camps and camping grounds	28	0	0	-	-	31	0	0	-	-	-
Other accommodation	842	1.049	673	64,2	79,9	3.395	4.775	3.364	70,5	99,1	2,7
FOREIGN TOURISTS	29.736	64.196	32.598	50,8	109,6	62.736	129.250	71.474	55,3	113,9	58,1
Hotels and similar accommodation	28.846	61.610	31.498	51,1	109,2	59.772	122.999	68.504	55,7	114,6	55,7
Holiday and other short-stay accommodation	738	1.873	844	45,1	114,4	2.302	4.552	2.001	44,0	86,9	1,6
Camps and camping grounds	30	95	15	15,8	50,0	51	136	23	16,9	45,1	0,0
Other accommodation	122	618	241	39,0	197,5	611	1.563	946	60,5	154,8	0,8

* preliminary data

** data for the previous period are revised

1) The Classification of Economic Activities of BiH 2010

NOTES ON METHODOLOGY

The purpose of the statistical survey

The purpose of the statistical survey is to monitor the tourist activity realised in commercial accommodation establishments and to provide internationally comparable BiH's statistics of tourism in accordance with current EU Regulations for the tourism statistics.

Observation units

Observation units are all business entities /legal units which are, by the main activity, registered in accommodation activity (division 55 - KD BiH 2010), persons as well as households that rent accommodation establishments to tourists. For the purpose of the survey, Classification of Activities in Bosnia and Herzegovina - KD BiH 2010 was used, and it is fully compliant with the European Classification of Economic Activities - NACE Rev. 2.

Coverage

Reporting units are all business entities (enterprises, entrepreneurs, institutions, associations etc.) and parts thereof engaged in providing accommodation services in tourism registered according to the CA BiH 2010 under section : 55.1 (hotels and similar accommodation), 55.2 (holiday and other short - stay accommodation), 55.3 (camps and camping grounds), 55.9 (other accommodation), health institutions for their facilities in which persons stay for medical rehabilitation (costs are on persons themselves), business entities and parts thereof engaged in tourist stay in rural households, houses, camps, apartments and rooms directly rented by private persons/households. Survey covers the entire territory of Bosnia and Herzegovina.

Source and methods of data collection

Data on turnover of tourists (number of tourist arrivals and tourist nights) are collected from regular monthly report (TU-11 form). Reports are usually made on the basis of reception records in guest books, entities and their parts engaged in organising and arranging of tourists.

Definitions

Tourism means the activity of visitors taking a trip to a main destination outside their usual environment for less than a year, for leisure, business or other personal purpose other than to be employed by a resident entity in the place visited.

Tourist is every person who, outside his place of permanent residence, spends one night in a hotel or some other accommodation facility for reasons of rest, recreation, health, study, sport, religion, family, business, public tasks or meeting.

Residence is a place where a person came with the intention of permanent stay. Tourist is registered in every place or establishment where he stays and, therefore, in case he/she changes the place or establishment, he/she must register again, which results in data ambiguity. Consequently, the statistics register the number of tourist arrivals and not the number of tourists.

Domestic tourist is a person with permanent residence in the BiH who spends at least one night in a hotel or some other accommodation establishment outside their place or residence.

Foreign tourist is every person with permanent residence outside in BiH who temporarily resides in BiH and who spends at least one night in a hotel or some other accommodation establishment.

Symbols

- no occurrence

0,0 value not zero but less than 0,05 unit of measure use

Published and printed by the Agency for Statistics of the Bosnia and Herzegovina, 71000 Sarajevo, Zelenih beretki 26

**Phone: +387 (33) 911 911 · Telefax: +387 (33) 220 622
E-mail : bhas@bhas.ba · Web site: <http://www.bhas.ba>**

Person responsible: Velimir Jukić, Director

Prepared by: Ms. Azra Demirović

First Release data are also published on the Internet
