



Users are kindly requested to mention the data source

YEAR IX

SARAJEVO, 25.01.2016.

NUMBER 11

TOURISM STATISTICS

Cumulative data, January - November 2015

In the period from January - November 2015 tourists realised 966.870 tourists arrivals which represent the increase by 22.3% and 2.029.110 overnight stays which is increase by 26.0% as compared to the same period of 2014.

The number of domestic tourist nights increased by 15.9% and foreign tourist increased by 31.6% as compared to the same period of 2014. Domestic tourists share of total number of overnight stays was 32.7% and foreign tourists share was 67.3%.

According to the type of accommodation facility the highest number of nights was recorded in Hotels and similar accommodation with share of 93.1%.

Concerning the structure of foreign tourist nights in first eleven months of 2015, the most of them (50,6%) were realised by tourists from Croatia (12.8%), Serbia (9.4%), Italy (8.7%), Turkey (8.6%), Slovenia (5.9%) and Poland (5.2%). Tourists from other countries realised 49,4% of tourist nights.

Regarding the average detention of foreign tourist stays in our country, on the first place comes Malta with average stay by 5.8 nights, South Africa with 4.2 nights, Kuwait with 3.3 nights, France with 3.1 nights and Latvia with 3.0 nights.

Tourist nights, January - November 2014 and 2015

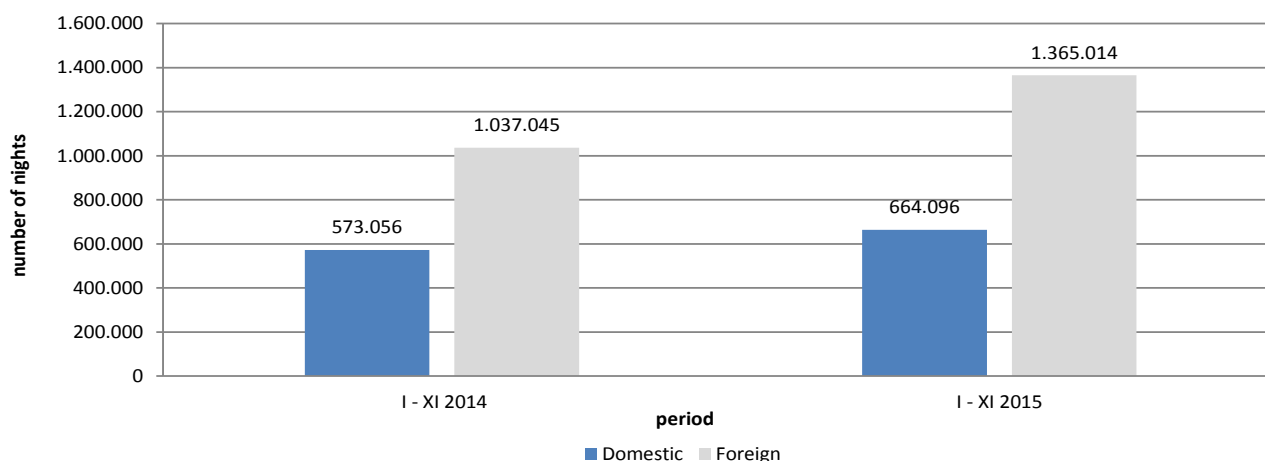
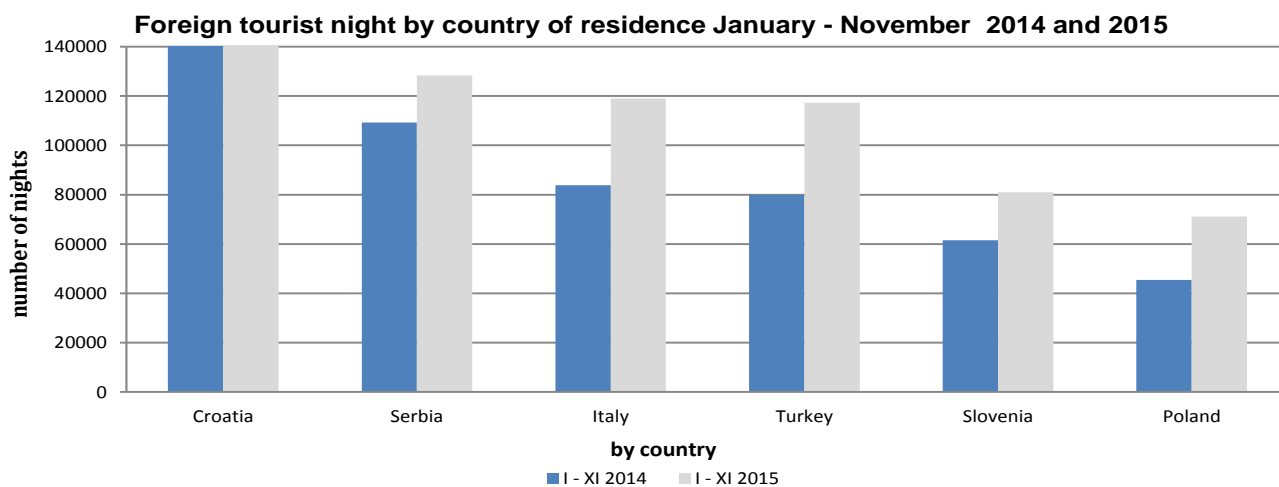


Table1: Tourist arrivals and nights

	Arrivals			Nights			I - XI 2015	
	I-XI 2014**	I-XI 2015*	Indices <u>I-XI 2015</u> I-XI 2014	I-XI 2014**	I-XI 2015*	Indices <u>I-XI 2015</u> I-XI 2014	Structure of nights %	Average number of nights by arrivals
TOTAL	790.331	966.870	122,3	1.610.101	2.029.110	126,0	100,0	2,1
Domestic	280.439	318.737	113,7	573.056	664.096	115,9	32,7	2,1
Foreign	509.892	648.133	127,1	1.037.045	1.365.014	131,6	67,3	2,1

* preliminary data

**data for the previous period are revised

**Table 2: Tourist arrivals and nights by country of residence**

	Arrivals			Nights			I - XI 2015	
	I-XI 2014**	I-XI 2015*	Indices <u>I-XI 2015</u> I-XI 2014	I-XI 2014**	I-XI 2015*	Indices <u>I-XI 2015</u> I-XI 2014	Structure of nights %	Average number of nights by arrivals
TOTAL	509.892	648.133	127,1	1.037.045	1.365.014	131,6	100,0	2,1
Albania	2.753	2.768	100,5	5.125	5.427	105,9	0,4	2,0
Austria	17.255	17.786	103,1	31.241	32.593	104,3	2,4	1,8
Belgium	3.338	3.757	112,6	7.532	8.408	111,6	0,6	2,2
Bulgaria	4.434	5.913	133,4	7.630	10.284	134,8	0,8	1,7
Montenegro	8.390	9.597	114,4	19.086	22.462	117,7	1,6	2,3
Czech Republic	3.656	4.948	135,3	6.935	10.434	150,5	0,8	2,1
Denmark	2.160	2.896	134,1	5.623	6.549	116,5	0,5	2,3
Estonia	374	338	90,4	858	723	84,3	0,1	2,1
Finland	1.491	1.744	117,0	2.907	3.494	120,2	0,3	2,0
France	10.872	15.479	142,4	25.743	48.663	189,0	3,6	3,1
Greece	7.108	5.502	77,4	12.037	11.188	92,9	0,8	2,0
Netherlands	7.056	8.369	118,6	16.797	17.708	105,4	1,3	2,1
Croatia	66.222	77.746	117,4	149.881	174.626	116,5	12,8	2,2
Ireland	1.600	3.646	227,9	4.955	10.022	202,3	0,7	2,7
Iceland	407	214	52,6	975	531	54,5	0,0	2,5
Italy	37.977	48.892	128,7	83.904	118.955	141,8	8,7	2,4

(continued on next page)

(continued)

	Arrivals			Nights			I - XI 2015	
	I-XI 2014**	I-XI 2015*	Indices <u>I-XI 2015</u> I-XI 2014	I-XI 2014**	I-XI 2015*	Indices <u>I-XI 2015</u> I-XI 2014	Structure of nights %	Average number of nights by arrivals
Cyprus	624	394	63,1	1.567	929	59,3	0,1	2,4
Latvia	270	783	290,0	519	2.363	455,3	0,2	3,0
Lithuania	1.342	1.371	102,2	2.245	2.489	110,9	0,2	1,8
Luxembourg	328	266	81,1	799	540	67,6	0,0	2,0
Hungary	5.982	7.996	133,7	10.647	17.583	165,1	1,3	2,2
FYR of Macedonia	5.089	6.258	123,0	10.398	11.502	110,6	0,8	1,8
Malta	595	686	115,3	3.744	3.945	105,4	0,3	5,8
Norway	3.840	4.016	104,6	7.869	9.217	117,1	0,7	2,3
Germany	21.568	24.278	112,6	45.654	50.310	110,2	3,7	2,1
Poland	23.435	31.425	134,1	45.469	71.184	156,6	5,2	2,3
Portugal	1.190	1.093	91,8	2.679	1.870	69,8	0,1	1,7
Romania	2.197	3.100	141,1	5.473	6.631	121,2	0,5	2,1
Russian Federation	3.494	3.244	92,8	11.107	7.403	66,7	0,5	2,3
Slovakia	2.040	2.575	126,2	3.549	5.218	147,0	0,4	2,0
Slovenia	36.247	42.857	118,2	61.500	80.935	131,6	5,9	1,9
Serbia	52.859	61.328	116,0	109.248	128.290	117,4	9,4	2,1
Spain	8.403	9.259	110,2	13.933	17.213	123,5	1,3	1,9
Switzerland (including Liechtenstein)	5.448	6.859	125,9	11.669	13.681	117,2	1,0	2,0
Sweden	7.829	7.947	101,5	17.659	18.833	106,6	1,4	2,4
Turkey	46.138	68.528	148,5	79.949	117.283	146,7	8,6	1,7
United Kingdom	8.757	9.484	108,3	18.142	20.898	115,2	1,5	2,2
Ukraine	636	1.022	160,7	1.588	2.342	147,5	0,2	2,3
Other European countries	1.610	3.012	187,1	4.421	7.680	173,7	0,6	2,5
Egypt	454	617	135,9	1.257	1.631	129,8	0,1	2,6
South Africa	181	268	148,1	373	1.124	301,3	0,1	4,2
Other African countries	675	1.214	179,9	2.139	3.629	169,7	0,3	3,0
Canada	3.301	3.821	115,8	6.426	7.222	112,4	0,5	1,9
USA	13.369	17.842	133,5	30.256	37.440	123,7	2,7	2,1
Other Northern American countries	321	652	203,1	666	1.263	189,6	0,1	1,9
Brazil	2.769	3.133	113,1	4.803	5.979	124,5	0,4	1,9
Other Southern and Central American countries	1.820	3.102	170,4	3.401	5.674	166,8	0,4	1,8
India	339	853	251,6	1.021	1.898	185,9	0,1	2,2
Iran	139	418	300,7	291	1.041	357,7	0,1	2,5
Israel	1.839	2.823	153,5	2.893	5.215	180,3	0,4	1,8
Japan	4.552	6.681	146,8	6.792	9.842	144,9	0,7	1,5
China	6.342	9.582	151,1	9.199	12.340	134,1	0,9	1,3
Republic of Korea	25.304	29.166	115,3	28.234	33.157	117,4	2,4	1,1
Kuwait	8.034	10.873	135,3	28.563	36.304	127,1	2,7	3,3
Saudi Arabia	4.746	9.054	190,8	11.277	21.421	190,0	1,6	2,4
Other Asian countries	13.493	32.975	244,4	35.590	85.899	241,4	6,3	2,6
Australia	6.289	6.645	105,7	11.027	11.661	105,7	0,9	1,8
New Zealand	611	693	113,4	1.092	1.230	112,6	0,1	1,8
Other countries of Oceania	300	345	115,0	688	638	92,7	0,0	1,8

* preliminary data

**data for the previous period are revised

Structure of tourist nights, according to division 55 of KD 2010 , January - November 2014 and 2015

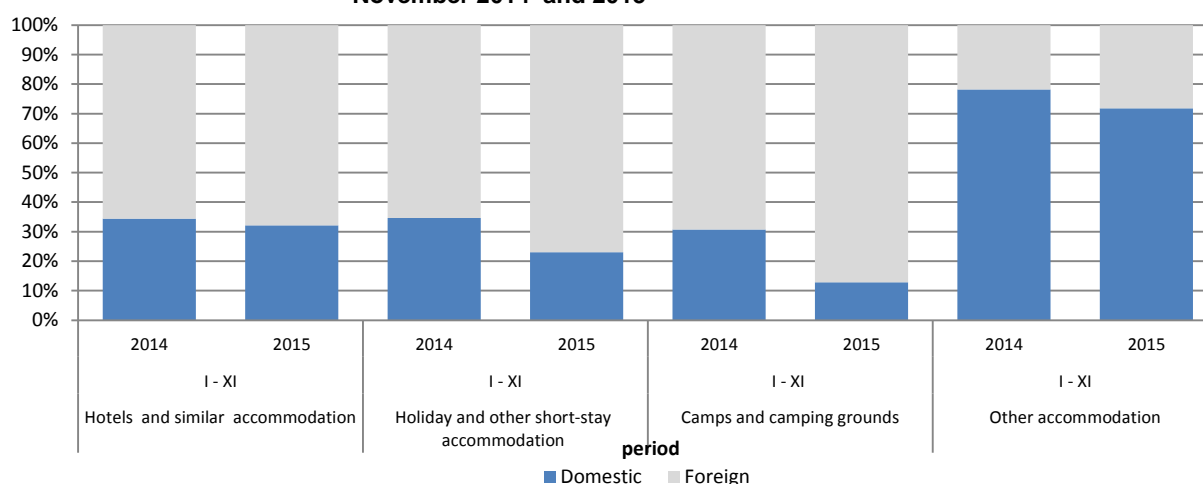


Table 3: Tourist arrivals and nights according to the classification of activities 1)

	Arrivals			Nights			I - XI 2015
	I - XI 2014**	I - XI 2015*	Indices $\frac{I-XI\ 2015}{I-XI\ 2014}$	I - XI 2014**	I - XI 2015**	Indices $\frac{I-XI\ 2015}{I-XI\ 2014}$	Structure of nights %
TOTAL	790.331	966.870	122,3	1.610.101	2.029.110	126,0	100,0
Hotels and similar accommodation	730.888	908.755	124,3	1.470.282	1.889.017	128,5	93,1
Holiday and other short-stay accommodation	24.657	33.690	136,6	54.300	70.838	130,5	3,5
Camps and camping grounds	24.390	10.525	43,2	37.706	15.437	40,9	0,8
Other accommodation	10.396	13.900	133,7	47.813	53.818	112,6	2,7
DOMESTIC TOURISTS	280.439	318.737	113,7	573.056	664.096	115,9	32,7
Hotels and similar accommodation	255.032	298.437	117,0	505.298	607.161	120,2	29,9
Holiday and other short-stay accommodation	10.311	10.026	97,2	18.793	16.310	86,8	0,8
Camps and camping grounds	7.705	1.712	22,2	11.590	1.983	17,1	0,1
Other accommodation	7.391	8.562	115,8	37.375	38.642	103,4	1,9
FOREIGN TOURISTS	509.892	648.133	127,1	1.037.045	1.365.014	131,6	67,3
Hotels and similar accommodation	475.856	610.318	128,3	964.984	1.281.856	132,8	63,2
Holiday and other short-stay accommodation	14.346	23.664	165,0	35.507	54.528	153,6	2,7
Camps and camping grounds	16.685	8.813	52,8	26.116	13.454	51,5	0,7
Other accommodation	3.005	5.338	177,6	10.438	15.176	145,4	0,7

* preliminary data

**data for the previous period are revised

1) The Classification of Economic Activities of BiH 2010

NOTES ON METHODOLOGY

The purpose of the statistical survey

The purpose of the statistical survey is to monitor the tourist activity realised in commercial accommodation establishments and to provide internationally comparable BiH's statistics of tourism in accordance with current EU Regulations for the tourism statistics.

Observation units

Observation units are all business entities /legal units which are, by the main activity, registered in accommodation activity (division 55 - KD BiH 2010), persons as well as households that rent accommodation establishments to tourists. For the purpose of the survey, Classification of Activities in Bosnia and Herzegovina - KD BiH 2010 was used, and it is fully compliant with the European Classification of Economic Activities - NACE Rev. 2.

Coverage

Reporting units are all business entities (enterprises, entrepreneurs, institutions, associations etc.) and parts thereof engaged in providing accommodation services in tourism registered according to the CA BiH 2010 under section : 55.1 (hotels and similar accommodation), 55.2 (holiday and other short - stay accommodation), 55.3 (camps and camping grounds), 55.9 (other accommodation), health institutions for their facilities in which persons stay for medical rehabilitation (costs are on persons themselves), business entities and parts thereof engaged in tourist stay in rural households, houses, camps, apartments and rooms directly rented by private persons/households. Survey covers the entire territory of Bosnia and Herzegovina.

Source and methods of data collection

Data on turnover of tourists (number of tourist arrivals and tourist nights) are collected from regular monthly report (TU-11 form). Reports are usually made on the basis of reception records in guest books, entities and their parts engaged in organising and arranging of tourists.

Definitions

Tourism means the activity of visitors taking a trip to a main destination outside their usual environment for less than a year, for leisure, business or other personal purpose other than to be employed by a resident entity in the place visited.

Tourist is every person who, outside his place of permanent residence, spends one night in a hotel or some other accommodation facility for reasons of rest, recreation, health, study, sport, religion, family, business, public tasks or meeting.

Residence is a place where a person came with the intention of permanent stay. Tourist is registered in every place or establishment where he stays and, therefore, in case he/she changes the place or establishment, he/she must register again, which results in data ambiguity. Consequently, the statistics register the number of tourist arrivals and not the number of tourists.

Domestic tourist is a person with permanent residence in the BiH who spends at least one night in a hotel or some other accommodation establishment outside their place or residence.

Foreign tourist is every person with permanent residence outside in BiH who temporarily resides in BiH and who spends at least one night in a hotel or some other accommodation establishment.

Symbols

- no occurrence

0,0 value not zero but less than 0,05 unit of measure use

Published and printed by the Agency for Statistics of the Bosnia and Herzegovina, 71000 Sarajevo, Zelenih beretki 26

**Phone: +387 (33) 911 911 · Telefax: +387 (33) 220 622
E-mail : bhas@bhas.ba · Web site: <http://www.bhas.ba>**

Person responsible: Velimir Jukić, Director

Prepared by: Ms. Azra Demirović

First Release data are also published on the Internet
