



FIRST RELEASE



Users are kindly requested to mention the data source

YEAR X

SARAJEVO, 21.3.2016.

NUMBER 1

TOURISM STATISTICS

Tourism in BIH, January 2016

In January 2016 tourists realised 49.325 tourist arrivals in Bosnia and Hercegovina which represent the decrease by 20.6% as compared to December 2015 and increase by 7.9% as compared to January 2015.

Tourists realised 112.869 tourist nights which represent the decrease by 1.0% as compared to December 2015 and increase by 8.8% as compared to January 2015. Domestic tourists share of total number of overnight stays was 39,5% and foreign tourists share was 60.5%.

The number of domestic tourist nights decreased by 16.3% as compared to December 2015 and increased by 3.5% as compared to January 2015. Foreign tourist nights were increased by 12.4% as compared to December 2015 and increased by 12.6% as compared to January 2015.

Regarding the average detention of foreign tourist stays in our country on the first place comes: South Africa with average stay by 4.7 nights, New Zealand 3.9 nights, Israel 3.8 nights and Ukraine, Australia and Ireland by 3.3 nights.

Concerning the structure of foreign tourist nights in January 2016, the most of them (71,3%) of them were realised by tourists from: Croatia (28.2%), Serbia (15.3%), Turkey (9.2%), Montenegro (6.0%), Slovenia (5.8%) Germany (3.5%) and Italy (3.3%). Tourists from other countries realised 28,7% of tourist nights.

Available rooms, apartments and camping sites for tourists in Bosnia and Herzegovina in January 2016 amounted to 14,535, which is 2.2% more compared to January 2015. Number of available beds was 30,292 beds, which is 1.0% more compared to the same month of 2015.

In January 2016, in the activity 55.1 Hotels and similar accommodation, number of rooms and suites available to tourists amounted to 13,255 which was 2.8% more, and number of available beds amounted to 27,077 which is 3.3% more than in the same month of the previous year. Net utilization rate of permanent beds was 12.2%.

According to the type of accommodation facility the highest number of nights was recorded in Hotels and similar accommodation with share of 93.2%.

Tourist nights by months January 2015 - January 2016

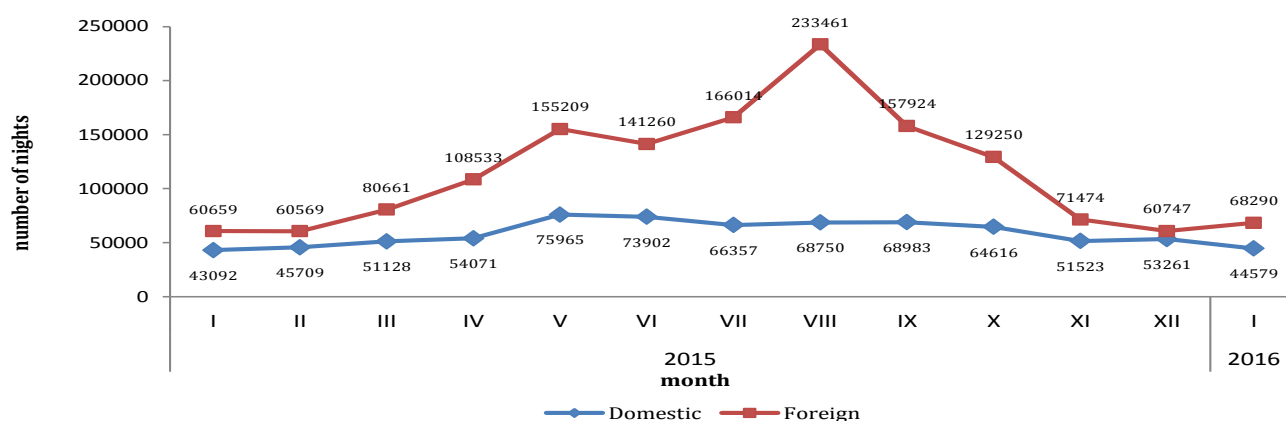
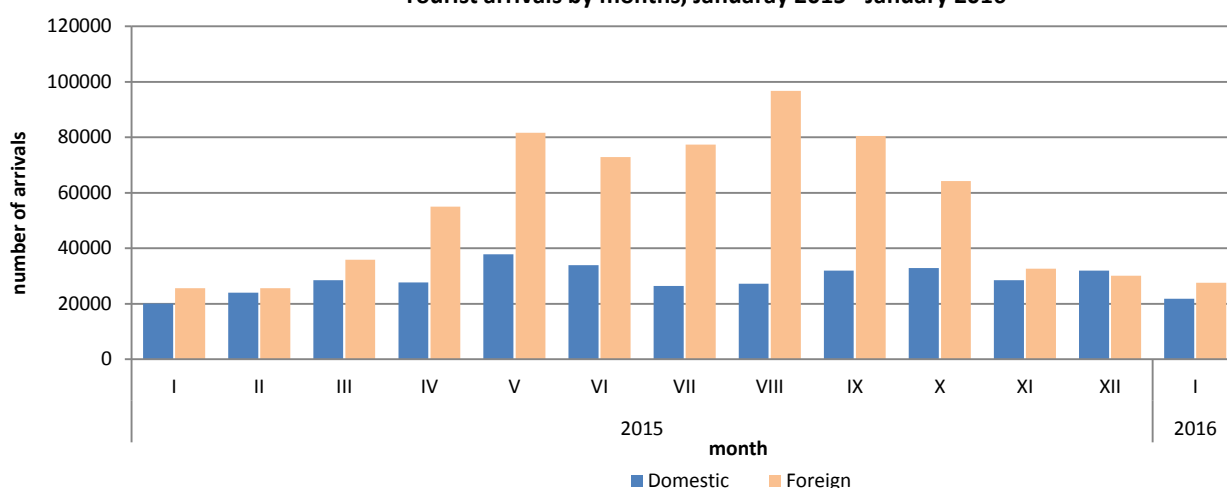


Table 1: Tourist arrivals and nights

	Arrivals					Nights					I 2016	
	I 2015	XII 2015	I 2016	Indeksi I 2016 XII 2015	Indeksi I 2016 I 2015	I 2015	XII 2015	I 2016	Indeksi I 2016 XII 2015	Indeksi I 2016 I 2015	Structure of nights %	Average number of nights by arrivals
TOTAL	45.703	62.130	49.325	79,4	107,9	103.751	114.008	112.869	99,0	108,8	100,0	2,3
Domestic	20.092	31.992	21.759	68,0	108,3	43.092	53.261	44.579	83,7	103,5	39,5	2,0
Foreign	25.611	30.138	27.566	91,5	107,6	60.659	60.747	68.290	112,4	112,6	60,5	2,5

* data for the previous period are revised

Tourist arrivals by months, January 2015 - January 2016

Table 2: Foreign tourist arrivals and nights, by country of residence

	Arrivals					Nights					I 2016	
	I 2015	XII 2015	I 2016	Indeksi I 2016 XII 2015	Indeksi I 2016 I 2015	I 2015	XII 2015	I 2016	Indeksi I 2016 XII 2015	Indeksi I 2016 I 2015	Structure of nights %	Average number of nights by arrivals
TOTAL	25.611	30.138	27.566	91,5	107,6	60.659	60.747	68.290	112,4	112,6	100,0	2,5
Albania	123	159	77	48,4	62,6	244	267	164	61,4	67,2	0,2	2,1
Austria	632	1.125	1.073	95,4	169,8	1.092	2.422	1.957	80,8	179,2	2,9	1,8
Belgium	70	110	96	87,3	137,1	145	195	266	136,4	183,4	0,4	2,8
Bulgaria	451	401	389	97,0	86,3	706	883	1.058	119,8	149,9	1,5	2,7
Montenegro	980	845	1.259	149,0	128,5	3.145	1.490	4.083	274,0	129,8	6,0	3,2
Czech Republic	87	126	98	77,8	112,6	148	221	212	95,9	143,2	0,3	2,2
Denmark	71	131	76	58,0	107,0	183	342	165	48,2	90,2	0,2	2,2
Estonia	7	3	3	100,0	42,9	17	4	9	225,0	52,9	0,0	3,0
Finland	47	77	22	28,6	46,8	77	166	55	33,1	71,4	0,1	2,5
France	205	219	159	72,6	77,6	555	456	398	87,3	71,7	0,6	2,5
Greece	92	131	42	32,1	45,7	157	232	107	46,1	68,2	0,2	2,5
Netherlands	222	248	241	97,2	108,6	425	515	456	88,5	107,3	0,7	1,9
Croatia	8.086	6.312	7.124	112,9	88,1	18.548	13.160	19.277	146,5	103,9	28,2	2,7
Ireland	34	31	50	161,3	147,1	116	52	163	313,5	140,5	0,2	3,3
Iceland	1	9	1	11,1	100,0	1	13	1	7,7	100,0	0,0	1,0
Italy	1.028	1.454	1.026	70,6	99,8	2.334	3.364	2.285	67,9	97,9	3,3	2,2

(continued on next page)

(continued)

	Arrivals					Nights					I 2016	
	I 2015	XII 2015	I 2016	Indeksi I 2016 XII 2015	Indeksi I 2016 I 2015	I 2015	XII 2015	I 2016	Indeksi I 2016 XII 2015	Indeksi I 2016 I 2015	Structure of nights %	Average number of nights by arrivals
Cyprus	4	5	2	40,0	50,0	9	8	2	25,0	22,2	0,0	1,0
Latvia	16	9	3	33,3	18,8	47	13	8	61,5	17,0	0,0	2,7
Lithuania	26	12	11	91,7	42,3	78	56	23	41,1	29,5	0,0	2,1
Luxembourg	10	36	11	30,6	110,0	27	58	18	31,0	66,7	0,0	1,6
Hungary	230	191	224	117,3	97,4	378	424	606	142,9	160,3	0,9	2,7
FYR of Macedonia	209	371	275	74,1	131,6	430	830	753	90,7	175,1	1,1	2,7
Malta	-	1	-	-	-	-	1	-	-	-	-	-
Norway	75	117	63	53,8	84,0	135	224	134	59,8	99,3	0,2	2,1
Germany	765	1.238	1.181	95,4	154,4	1.654	2.803	2.413	86,1	145,9	3,5	2,0
Poland	232	256	199	77,7	85,8	417	522	319	61,1	76,5	0,5	1,6
Portugal	29	18	11	61,1	37,9	53	48	30	62,5	56,6	0,0	2,7
Romania	113	97	97	100,0	85,8	262	199	177	88,9	67,6	0,3	1,8
Russian Federation	230	151	220	145,7	95,7	614	309	676	218,8	110,1	1,0	3,1
Slovakia	72	45	54	120,0	75,0	151	109	96	88,1	63,6	0,1	1,8
Slovenia	2.459	2.778	2.043	73,5	83,1	4.476	4.886	3.927	80,4	87,7	5,8	1,9
Serbia	3.852	5.145	3.987	77,5	103,5	12.141	9.719	10.430	107,3	85,9	15,3	2,6
Spain	100	110	92	83,6	92,0	306	193	187	96,9	61,1	0,3	2,0
Switzerland (including Liechtenstein)	201	402	288	71,6	143,3	349	891	723	81,1	207,2	1,1	2,5
Sweden	212	416	266	63,9	125,5	531	756	516	68,3	97,2	0,8	1,9
Turkey	1.648	2.127	2.508	117,9	152,2	3.864	4.281	6.279	146,7	162,5	9,2	2,5
United Kingdom	225	279	264	94,6	117,3	631	692	717	103,6	113,6	1,0	2,7
Ukraine	43	60	68	113,3	158,1	139	197	224	113,7	161,2	0,3	3,3
Other European countries	87	205	107	52,2	123,0	205	494	404	81,8	197,1	0,6	3,8
Egypt	26	48	60	125,0	230,8	76	138	122	88,4	160,5	0,2	2,0
South Africa	7	13	3	23,1	42,9	52	49	14	28,6	26,9	0,0	4,7
Other African countries	47	82	59	72,0	125,5	127	177	207	116,9	163,0	0,3	3,5
Canada	62	90	91	101,1	146,8	148	180	238	132,2	160,8	0,3	2,6
USA	362	519	564	108,7	155,8	1.001	924	1.204	130,3	120,3	1,8	2,1
Other Northern American countries	16	9	5	55,6	31,3	27	14	21	150,0	77,8	0,0	4,2
Brazil	45	23	47	204,3	104,4	96	72	119	165,3	124,0	0,2	2,5
Other Southern and Central American countries	54	38	60	157,9	111,1	114	61	181	296,7	158,8	0,3	3,0
India	8	87	24	27,6	300,0	15	113	54	47,8	360,0	0,1	2,3
Iran	123	14	7	50,0	5,7	309	29	19	65,5	6,1	0,0	2,7
Israel	34	23	33	143,5	97,1	84	41	127	309,8	151,2	0,2	3,8
Japan	238	78	219	280,8	92,0	329	173	246	142,2	74,8	0,4	1,1
Republic of Korea	606	807	682	84,5	112,5	664	935	705	75,4	106,2	1,0	1,0
Kuwait	291	234	397	169,7	136,4	905	735	1.217	165,6	134,5	1,8	3,1
China	148	366	119	32,5	80,4	228	459	210	45,8	92,1	0,3	1,8
Saudi Arabia	64	248	207	83,5	323,4	145	525	485	92,4	334,5	0,7	2,3
Other Asian countries	369	1.904	1.113	58,5	301,6	1.217	4.325	3.249	75,1	267,0	4,8	2,9
Australia	113	91	153	168,1	135,4	267	274	500	182,5	187,3	0,7	3,3
New Zealand	14	8	11	137,5	78,6	34	18	43	238,9	126,5	0,1	3,9
Other countries of Oceania	10	6	2	33,3	20,0	31	10	11	110,0	35,5	0,0	5,5

*data for the previous period are revised

Foreign tourist nights and arrivals, by country of residence, January 2016

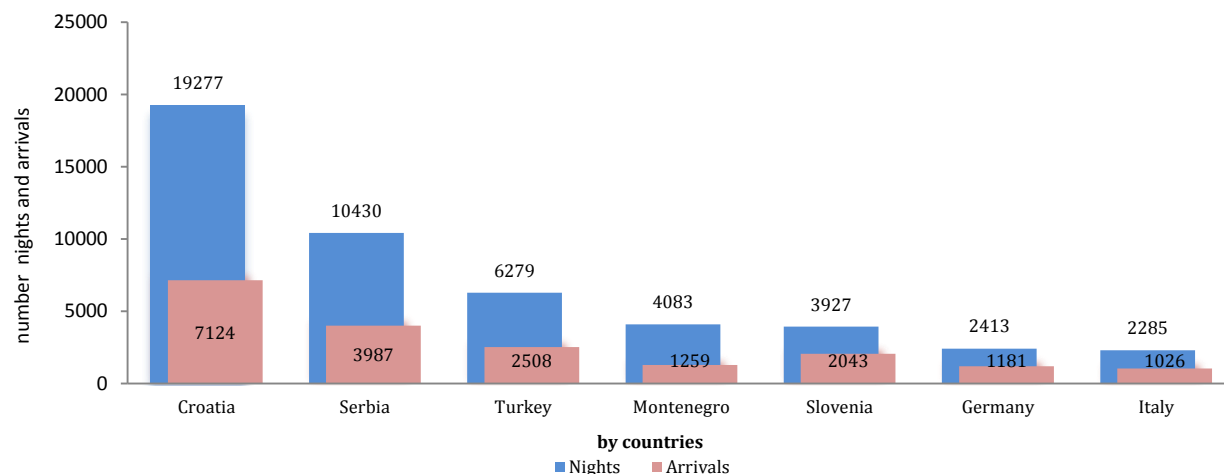


Table 3: Tourist arrivals and nights according to the classification of activities 1)

	Arrivals					Nights					I 2016
	I 2015	XII 2015	I 2016	Indeksi I 2016 XII 2015	Indeksi I 2016 I 2015	I 2015	XII 2015	I 2016	Indeksi I 2016 XII 2015	Indeksi I 2016 I 2015	Structure of nights %
TOTAL	45.703	62.130	49.325	79,4	107,9	103.751	114.008	112.869	99,0	108,8	100,0
Hotels and similar accommodation	43.221	59.814	46.608	77,9	107,8	98.312	108.200	105.200	97,2	107,0	93,2
Holiday and other short-stay accommodation	1.853	1.580	1.699	107,5	91,7	4.104	3.150	3.613	114,7	88,0	3,2
Camps and camping grounds	15	-	-	-	-	15	-	-	-	-	-
Other accommodation	614	736	1.018	138,3	165,8	1.320	2.658	4.056	152,6	307,3	3,6
DOMESTIC TOURISTS	20.092	31.992	21.759	68,0	108,3	43.092	53.261	44.579	83,7	103,5	39,5
Hotels and similar accommodation	18.957	30.508	20.364	66,7	107,4	40.993	49.500	41.340	83,5	100,8	36,6
Holiday and other short-stay accommodation	687	893	753	84,3	109,6	1.207	1.545	1.248	80,8	103,4	1,1
Camps and camping grounds	9	-	-	-	-	9	-	-	-	-	-
Other accommodation	439	591	642	108,6	146,2	883	2.216	1.991	89,8	225,5	1,8
FOREIGN TOURISTS	25.611	30.138	27.566	91,5	107,6	60.659	60.747	68.290	112,4	112,6	60,5
Hotels and similar accommodation	24.264	29.306	26.244	89,6	108,2	57.319	58.700	63.860	108,8	111,4	56,6
Holiday and other short-stay accommodation	1.166	687	946	137,7	81,1	2.897	1.605	2.365	147,4	81,6	2,1
Camps and camping grounds	6	-	-	-	-	6	-	-	-	-	-
Other accommodation	175	145	376	259,3	214,9	437	442	2.065	467,2	472,5	1,8

*data for the previous period are revised

1) The Classification of Economic Activities of BiH 2010

NOTES ON METHODOLOGY

The purpose of the statistical survey

The purpose of the statistical survey is to monitor the tourist activity realised in commercial accommodation establishments and to provide internationally comparable BiH's statistics of tourism in accordance with current EU Regulations for the tourism statistics.

Observation units

Observation units are all business entities /legal units which are, by the main activity, registered in accommodation activity (division 55 - KD BiH 2010), persons as well as households that rent accommodation establishments to tourists. For the purpose of the survey, Classification of Activities in Bosnia and Herzegovina - KD BiH 2010 was used, and it is fully compliant with the European Classification of Economic Activities - NACE Rev. 2.

Coverage

Reporting units are all business entities (enterprises, entrepreneurs, institutions, associations etc.) and parts thereof engaged in providing accommodation services in tourism registered according to the CA BiH 2010 under section : 55.1 (hotels and similar accommodation), 55.2 (holiday and other short - stay accommodation), 55.3 (camps and camping grounds), 55.9 (other accommodation), health institutions for their facilities in which persons stay for medical rehabilitation (costs are on persons themselves), business entities and parts thereof engaged in tourist stay in rural households, houses, camps, apartments and rooms directly rented by private persons/households. Survey covers the entire territory of Bosnia and Herzegovina.

Source and methods of data collection

Data on turnover of tourists (number of tourist arrivals and tourist nights) are collected from regular monthly report (TU-11 form). Reports are usually made on the basis of reception records in guest books, entities and their parts engaged in organising and arranging of tourists.

Definitions

Tourism means the activity of visitors taking a trip to a main destination outside their usual environment for less than a year, for leisure, business or other personal purpose other than to be employed by a resident entity in the place visited.

Tourist is every person who, outside his place of permanent residence, spends one night in a hotel or some other accommodation facility for reasons of rest, recreation, health, study, sport, religion, family, business, public tasks or meeting.

Residence is a place where a person came with the intention of permanent stay. Tourist is registered in every place or establishment where he stays and, therefore, in case he/she changes the place or establishment, he/she must register again, which results in data ambiguity. Consequently, the statistics register the number of tourist arrivals and not the number of tourists.

Domestic tourist is a person with permanent residence in the BiH who spends at least one night in a hotel or some other accommodation establishment outside their place or residence.

Foreign tourist is every person with permanent residence outside in BiH who temporarily resides in BiH and who spends at least one night in a hotel or some other accommodation establishment.

Tourist arrivals refer to the number of persons (tourists) who arrived and registered their stay in an accommodation establishment.

Tourist nights refer to every registered overnight stay of a person (tourist) in an accommodation establishment.

Accommodation capacities are presented as the number of rooms, apartments and camping sites, and the number of permanent beds. The application of the Regulation No. 692/2011 of the European Parliament and of the Council of European tourism statistics means that the capacity of an accommodation establishment presented is taken over from the month when it reached its maximum.

Occupancy rate of permanent beds (net) in the reference period is obtained by dividing the total number of nights by the number of beds on offer and the number of days when the beds are actually available for use during the reference period. The data are expressed as a percentage.

Symbols

- no occurrence

0,0 value not zero but less than 0,05 unit of measure use

Published and printed by the Agency for Statistics of the Bosnia and Herzegovina, 71000 Sarajevo, Zelenih beretki 26

Phone: +387 (33) 911 911 · Telefax: +387 (33) 220 622
E-mail : bhas@bhas.ba · Web site: <http://www.bhas.ba>

Person responsible: Velimir Jukić, Director

Prepared by: Ms. Azra Demirović

First Release data are also published on the Internet
