



FIRST RELEASE



Users are kindly requested to mention the data source

GODINA X

SARAJEVO, 21.06.2016.

BROJ 4

TOURISM STATISTICS

Tourism in BIH, April 2016

In April 2016 tourists realised 94,388 tourist arrivals in Bosnia and Hercegovina which represent the increase by 34.4% as compared to March 2016 and increase by 14.1% as compared to April 2015.

Tourists realised 185,372 tourist nights which represent the increase by 29.7% as compared to March 2016 and increase by 14.0% as compared to April 2015. Domestic tourists share of total number of overnight stays was 31.3% and foreign tourists share was 68.7%.

The number of domestic tourist nights increased by 11.3% as compared to March 2016 and increased by 7.4% as compared to April 2015. Foreign tourist nights increased by 40.2% as compared to March 2016 and increased by 17.3% as compared to April 2015.

Concerning the structure of foreign tourist nights in April 2016, the most of them (54.3%) were realised by tourists from: Croatia (13.7%), Turkey (10.9%), Serbia (8.1%), Slovenia (7.2%), Italy (6.2%), Germany (4.6%) and Republic of Korea (3.6%). Tourists from other countries realised 49.2% of tourist nights.

Regarding the average detention of foreign tourist stays in our country on the first place comes: South Africa with average stay by 7.9 nights, Cyprus 4.4 nights, Ireland 3.5 nights, Kuwait 3.4 nights, Romania 3.2 nights, Denmark and Lithuania by 3.1 nights.

Available rooms, apartments and camping sites for tourists in Bosnia and Herzegovina in April 2016 amounted to 15,946, which is 5.8% increase compared to April 2015. Number of available beds was 33,942 beds, which is increase by 8,4%, compared to the same month of 2015.

In April 2016, in the activity - Hotels and similar accommodation, number of rooms and apartments available to tourists amounted to 14,139, which is an increase of 4.1% compared to April 2015., and number of available beds amounted to 28,843 which is an increase of 6.2%, compared to the same month of the previous year. Net occupancy rate of permanent beds was 19.5%.

According to the type of accommodation facility the highest number of nights was recorded in Hotels and similar accommodation with share of 92.8%.

Tourist nights by months April 2015 - April 2016

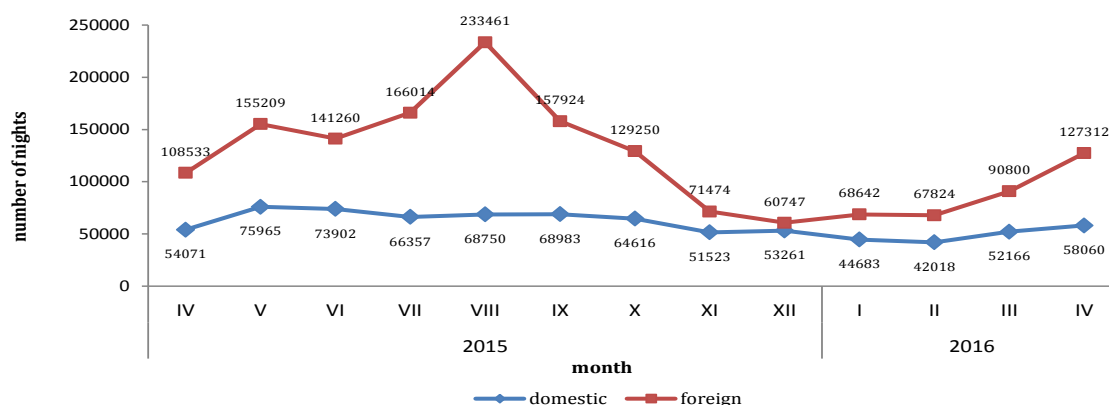


Table 1: Tourist arrivals and nights

	Arrivals					Nights					IV 2016	
	IV 2015	III 2016	IV 2016	Indeksi IV 2016 III 2016	Indeksi IV 2016 IV 2015	IV 2015	III 2016	IV 2016	Indeksi IV 2016 III 2016	Indeksi IV 2016 IV 2015	Structure of nights %	Average number of nights by arrivals
TOTAL	82.698	70.248	94.388	134,4	114,1	162.604	142.966	185.372	129,7	114,0	100,0	2,0
Domestic tourist	27.696	28.392	32.175	113,3	116,2	54.071	52.166	58.060	111,3	107,4	31,3	1,8
Foreign tourist	55.002	41.856	62.213	148,6	113,1	108.533	90.800	127.312	140,2	117,3	68,7	2,0

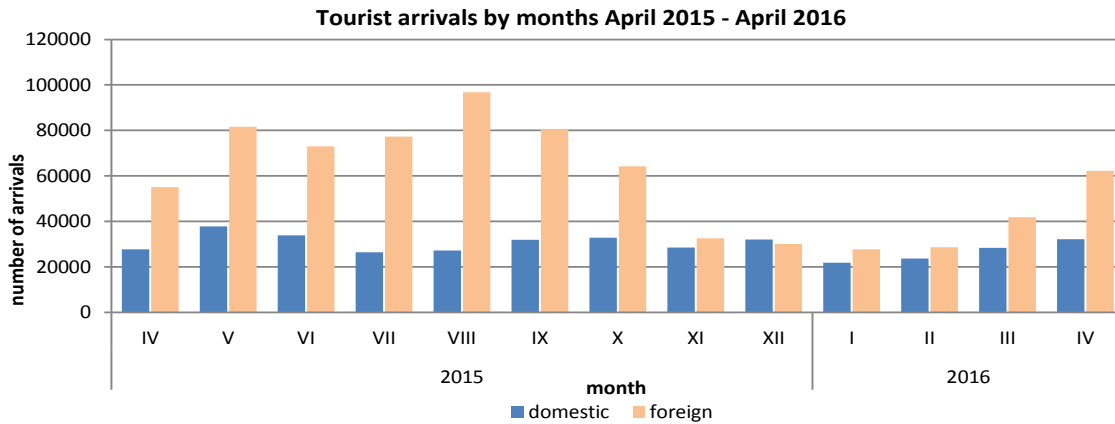


Table 2: Foreign tourist arrivals and nights, by country of residence

	Arrivals					Nights					IV 2016	
	IV 2015	III 2016	IV 2016	Indeksi IV 2016 III 2016	Indeksi IV 2016 IV 2015	IV 2015	III 2016	IV 2016	Indeksi IV 2016 III 2016	Indeksi IV 2016 IV 2015	Structure of nights %	Average number of nights by arrivals
TOTAL	55.002	41.856	62.213	148,6	113,1	108.533	90.800	127.312	140,2	117,3	100,0	2,0
Albania	288	530	348	65,7	120,8	557	1.024	664	64,8	119,2	0,5	1,9
Austria	1.880	1.644	1.809	110,0	96,2	3.140	3.074	3.355	109,1	106,8	2,6	1,9
Belgium	315	149	287	192,6	91,1	462	318	720	226,4	155,8	0,6	2,5
Bulgaria	680	289	519	179,6	76,3	936	506	787	155,5	84,1	0,6	1,5
Montenegro	865	867	1.104	127,3	127,6	1.815	1.638	2.204	134,6	121,4	1,7	2,0
Czech Republic	192	156	309	198,1	160,9	388	303	803	265,0	207,0	0,6	2,6
Denmark	195	255	187	73,3	95,9	395	874	586	67,0	148,4	0,5	3,1
Estonia	12	6	23	383,3	191,7	20	10	59	590,0	295,0	0,0	2,6
Finland	170	76	151	198,7	88,8	305	148	300	202,7	98,4	0,2	2,0
France	740	367	1.136	309,5	153,5	2.109	800	3.091	386,4	146,6	2,4	2,7
Greece	421	347	283	81,6	67,2	954	635	536	84,4	56,2	0,4	1,9
Netherlands	561	770	664	86,2	118,4	1.353	3.455	1.445	41,8	106,8	1,1	2,2
Croatia	7.246	7.016	7.217	102,9	99,6	17.132	18.344	17.468	95,2	102,0	13,7	2,4
Ireland	443	78	192	246,2	43,3	1.217	165	672	407,3	55,2	0,5	3,5
Iceland	3	10	35	350,0	1166,7	9	22	87	395,5	966,7	0,1	2,5
Italy	4.531	2.021	3.380	167,2	74,6	10.441	4.687	7.940	169,4	76,0	6,2	2,3

(continued on next page)

(continued)

	Arrivals					Nights					IV 2016	
	IV 2015	III 2016	IV 2016	Indeksi IV 2016 III 2016	Indeksi IV 2016 IV 2015	IV 2015	III 2016	IV 2016	Indeksi IV 2016 III 2016	Indeksi IV 2016 IV 2015	Structure of nights %	Average number of nights by arrivals
Cyprus	15	6	11	183,3	73,3	20	9	48	533,3	240,0	0,0	4,4
Latvia	9	6	33	550,0	366,7	21	13	102	784,6	485,7	0,1	3,1
Lithuania	52	19	77	405,3	148,1	121	35	214	611,4	176,9	0,2	2,8
Luxembourg	22	21	15	71,4	68,2	32	49	41	83,7	128,1	0,0	2,7
Hungary	422	384	593	154,4	140,5	684	701	881	125,7	128,8	0,7	1,5
FYR of Macedonia	642	696	648	93,1	100,9	1.102	1.512	1.504	99,5	136,5	1,2	2,3
Malta	23	3	14	466,7	60,9	42	4	29	725,0	69,0	0,0	2,1
Norway	328	270	420	155,6	128,0	636	615	1.044	169,8	164,2	0,8	2,5
Germany	2.200	1.485	2.369	159,5	107,7	4.552	3.169	5.891	185,9	129,4	4,6	2,5
Poland	965	226	1.290	570,8	133,7	1.801	472	2.273	481,6	126,2	1,8	1,8
Portugal	105	52	108	207,7	102,9	166	129	269	208,5	162,0	0,2	2,5
Romania	257	219	254	116,0	98,8	529	851	801	94,1	151,4	0,6	3,2
Russian Federation	298	317	193	60,9	64,8	534	506	456	90,1	85,4	0,4	2,4
Slovakia	332	134	150	111,9	45,2	663	247	305	123,5	46,0	0,2	2,0
Slovenia	4.362	2.198	4.747	216,0	108,8	7.071	3.847	9.119	237,0	129,0	7,2	1,9
Serbia	5.007	5.980	5.503	92,0	109,9	9.479	11.142	10.372	93,1	109,4	8,1	1,9
Spain	670	454	429	94,5	64,0	1.776	820	875	106,7	49,3	0,7	2,0
Switzerland (including Liechtenstein)	694	421	573	136,1	82,6	1.502	939	1.377	146,6	91,7	1,1	2,4
Sweden	535	441	690	156,5	129,0	1.177	1.070	1.470	137,4	124,9	1,2	2,1
Turkey	7.059	3.187	8.533	267,7	120,9	11.904	6.351	13.906	219,0	116,8	10,9	1,6
United Kingdom	645	516	636	123,3	98,6	1.483	1.041	1.344	129,1	90,6	1,1	2,1
Ukraine	90	80	65	81,3	72,2	190	155	129	83,2	67,9	0,1	2,0
Other European countries	133	188	237	126,1	178,2	268	509	614	120,6	229,1	0,5	2,6
Egypt	25	132	65	49,2	260,0	80	348	181	52,0	226,3	0,1	2,8
South Africa	9	8	10	125,0	111,1	38	88	79	89,8	207,9	0,1	7,9
Other African countries	38	64	42	65,6	110,5	91	238	99	41,6	108,8	0,1	2,4
Canada	192	91	395	434,1	205,7	395	216	676	313,0	171,1	0,5	1,7
USA	1.406	1.133	1.530	135,0	108,8	3.173	2.499	3.556	142,3	112,1	2,8	2,3
Other Northern American countries	35	19	15	78,9	42,9	65	34	40	117,6	61,5	0,0	2,7
Brazil	233	74	195	263,5	83,7	352	113	283	250,4	80,4	0,2	1,5
Other Southern and Central American countries	248	232	276	119,0	111,3	622	584	436	74,7	70,1	0,3	1,6
India	72	74	287	387,8	398,6	159	231	689	298,3	433,3	0,5	2,4
Iran	19	15	10	66,7	52,6	52	39	21	53,8	40,4	0,0	2,1
Israel	93	66	157	237,9	168,8	218	143	302	211,2	138,5	0,2	1,9
Japan	532	530	741	139,8	139,3	684	656	978	149,1	143,0	0,8	1,3
China	746	578	904	156,4	121,2	916	710	1.207	170,0	131,8	0,9	1,3
Republic of Korea	3.662	1.803	4.257	236,1	116,2	4.211	2.024	4.643	229,4	110,3	3,6	1,1
Kuwait	830	447	657	147,0	79,2	2.627	1.312	2.231	170,0	84,9	1,8	3,4
Saudi Arabia	301	519	774	149,1	257,1	717	1.260	1.623	128,8	226,4	1,3	2,1
Other Asian countries	2.815	4.070	6.148	151,1	218,4	6.524	9.764	15.529	159,0	238,0	12,2	2,5
Australia	220	90	368	408,9	167,3	408	293	713	243,3	174,8	0,6	1,9
New Zealand	29	11	42	381,8	144,8	63	31	112	361,3	177,8	0,1	2,7
Other countries of Oceania	90	16	108	675,0	120,0	152	28	133	475,0	87,5	0,1	1,2

Foreign tourist nights and arrivals, by country of residence, April 2016

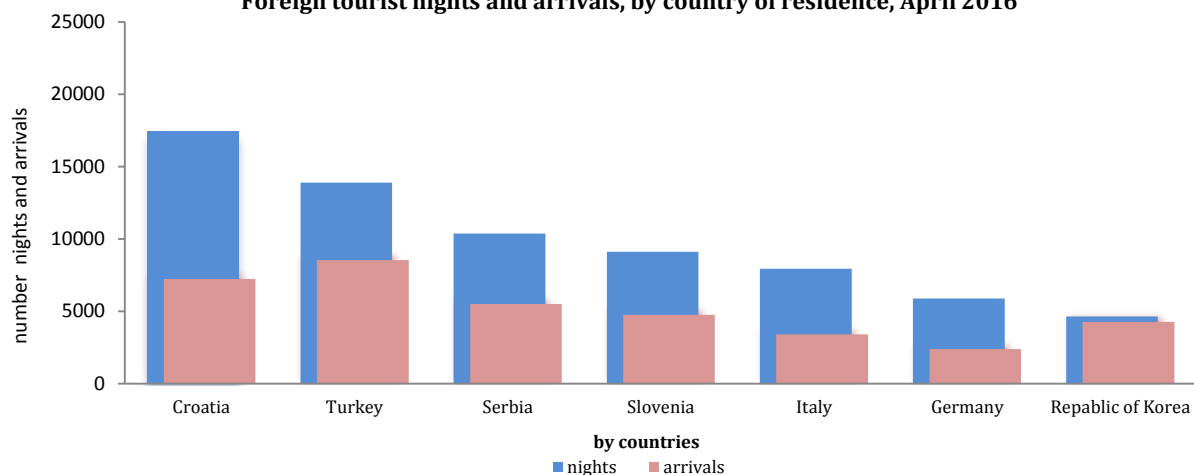


Table 3: Tourist arrivals and nights according to the classification of activities ¹⁾

	Arrivals					Nights					IV 2016
	IV 2015	III 2016	IV 2016	Indeksi IV 2016 III 2016	Indeksi IV 2016 IV 2015	IV 2015	III 2016	IV 2016	Indeksi IV 2016 III 2016	Indeksi IV 2016 IV 2015	Structure of nights %
Total	82.698	70.248	94.388	134,4	114,1	162.604	142.966	185.372	129,7	114,0	100,0
Hotels and similar accommodation	78.275	66.563	89.121	133,9	113,9	152.105	132.315	171.966	130,0	113,1	92,8
Holiday and other short-stay accommodation	2.966	2.619	3.237	123,6	109,1	5.559	5.640	6.487	115,0	116,7	3,5
Camps and camping grounds	346	-	119	-	34,4	531	-	169	-	31,8	0,1
Other accommodation	1.111	1.066	1.911	179,3	172,0	4.409	5.011	6.750	134,7	153,1	3,6
Domestic tourist	27.696	28.392	32.175	113,3	116,2	54.071	52.166	58.060	111,3	107,4	31,3
Hotels and similar accommodation	26.227	26.620	30.147	113,2	114,9	50.335	47.034	52.345	111,3	104,0	28,2
Holiday and other short-stay accommodation	916	1.109	1.228	110,7	134,1	1.319	1.727	2.159	125,0	163,7	1,2
Camps and camping grounds	14	-	-	-	-	14	-	-	-	-	-
Other accommodation	539	663	800	120,7	148,4	2.403	3.405	3.556	104,4	148,0	1,9
Foreign tourist	55.002	41.856	62.213	148,6	113,1	108.533	90.800	127.312	140,2	117,3	68,7
Hotels and similar accommodation	52.048	39.943	58.974	147,6	113,3	101.770	85.281	119.621	140,3	117,5	64,5
Holiday and other short-stay accommodation	2.050	1.510	2.009	133,0	98,0	4.240	3.913	4.328	110,6	102,1	2,3
Camps and camping grounds	332	-	119	-	-	517	-	169	-	-	-
Other accommodation	572	403	1.111	275,7	194,2	2.006	1.606	3.194	198,9	159,2	1,7

¹⁾ The Classification of Economic Activities of BiH 2010

NOTES ON METHODOLOGY

The purpose of the statistical survey

The purpose of the statistical survey is to monitor the tourist activity realised in commercial accommodation establishments and to provide internationally comparable BiH's statistics of tourism in accordance with current EU Regulations for the tourism statistics.

Observation units

Observation units are all business entities /legal units which are, by the main activity, registered in accommodation activity (division 55 - KD BiH 2010), persons as well as households that rent accommodation establishments to tourists. For the purpose of the survey, Classification of Activities in Bosnia and Herzegovina - KD BiH 2010 was used, and it is fully compliant with the European Classification of Economic Activities - NACE Rev. 2.

Coverage

Reporting units are all business entities (enterprises, entrepreneurs, institutions, associations etc.) and parts thereof engaged in providing accommodation services in tourism registered according to the CA BiH 2010 under section : 55.1 (hotels and similar accommodation), 55.2 (holiday and other short - stay accommodation), 55.3 (camps and camping grounds), 55.9 (other accommodation), health institutions for their facilities in which persons stay for medical rehabilitation (costs are on persons themselves), business entities and parts thereof engaged in tourist stay in rural households, houses, camps, apartments and rooms directly rented by private persons/households. Survey covers the entire territory of Bosnia and Herzegovina.

Source and methods of data collection

Data on turnover of tourists (number of tourist arrivals and tourist nights) are collected from regular monthly report (TU-11 form). Reports are usually made on the basis of reception records in guest books, entities and their parts engaged in organising and arranging of tourists.

Definitions

Tourism means the activity of visitors taking a trip to a main destination outside their usual environment for less than a year, for leisure, business or other personal purpose other than to be employed by a resident entity in the place visited.

Tourist is every person who, outside his place of permanent residence, spends one night in a hotel or some other accommodation facility for reasons of rest, recreation, health, study, sport, religion, family, business, public tasks or meeting.

Residence is a place where a person came with the intention of permanent stay. Tourist is registered in every place or establishment where he stays and, therefore, in case he/she changes the place or establishment, he/she must register again, which results in data ambiguity. Consequently, the statistics register the number of tourist arrivals and not the number of tourists.

Domestic tourist is a person with permanent residence in the BiH who spends at least one night in a hotel or some other accommodation establishment outside their place or residence.

Foreign tourist is every person with permanent residence outside in BiH who temporarily resides in BiH and who spends at least one night in a hotel or some other accommodation establishment.

Tourist arrivals refer to the number of persons (tourists) who arrived and registered their stay in an accommodation establishment.

Tourist nights refer to every registered overnight stay of a person (tourist) in an accommodation establishment.

Accommodation capacities are presented as the number of rooms, apartments and camping sites, and the number of permanent beds.

Permanent beds are those that are regularly ready-made for renting to guests.

Occupancy rate of permanent beds (net) in the reference period is obtained by dividing the total number of nights by the number of beds on offer and the number of days when the beds are actually available for use during the reference period. The data are expressed as a percentage.

Symbols

- no occurrence

0,0 value not zero but less than 0,05 unit of measure use

Published and printed by the Agency for Statistics of the Bosnia and Herzegovina, 71000 Sarajevo, Zelenih beretki 26

Phone: +387 (33) 911 911 · Telefax: +387 (33) 220 622
E-mail : bhas@bhas.ba · Web site: <http://www.bhas.ba>

Person responsible: M.Sc. Velimir Jukić, director
Prepared by: Ms. Azra Demirović

First Release data are also published on the Internet
