



FIRST RELEASE



Users are kindly requested to mention the data source

GODINA X

SARAJEVO, 20.07.2016.

BROJ 5

TOURISM STATISTICS

Tourism in BIH, May 2016

In May 2016 tourists realised 134,849 tourist arrivals in Bosnia and Hercegovina which represent the increase by 42.7% as compared to April 2016 and increase by 12.9% as compared to May 2015.

Tourists realised 258,134 tourist nights which represent the increase by 39.1% as compared to April 2016 and increase by 11.7% as compared to May 2015. Domestic tourists share of total number of overnight stays was 31.1% and foreign tourists share was 68.9%.

The number of domestic tourist nights increased by 11.3% as compared to March 2016 and increased by 7.4% as compared to April 2015. Foreign tourist nights increased by 40.2% as compared to March 2016 and increased by 17.3% as compared to April 2015.

Concerning the structure of foreign tourist nights in May 2016, the most of them (52.1%) were realised by tourists from: Turkey (18.1%), Croatia (8.4%), Serbia (7.6%), Italy (6.4%), Slovenia (4.3%), Germany (3.7%) and Republic of Korea (3.6%). Tourists from other countries realised 47.9% of tourist nights.

Regarding the average detention of foreign tourist stays in our country on the first place comes: South Africa with average stay by 5.0 nights, Ireland 4.5 nights, Italy 3.2 nights, Kuwait 3.0 nights, Malta 2.9 nights and Slovakia by 2.8 nights.

Available rooms, apartments and camping sites for tourists in Bosnia and Herzegovina in May 2016 amounted to 16,617, which is 11.0% increase compared to May 2015. Number of available beds was 35,552 beds, which is increase by 7.6%, compared to the same month of 2015.

In May 2016, in the activity - Hotels and similar accommodation, number of rooms and apartments available to tourists amounted to 14,524, which is an increase of 6.4% compared to May 2015., and number of available beds amounted to 29,534 which is an increase of 7.8%, compared to the same month of the previous year. Net occupancy rate of permanent beds was 25.9%.

According to the type of accommodation facility the highest number of nights was recorded in Hotels and similar accommodation with share of 93.3%.

Tourist nights by months May 2015 - May 2016

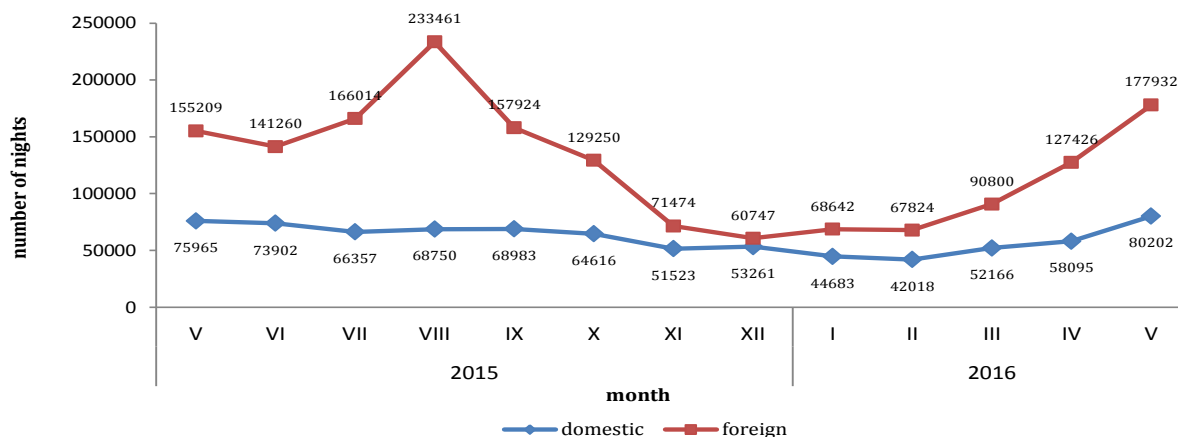


Table 1: Tourist arrivals and nights

	Arrivals					Nights					V 2016	
	V 2015	IV 2016*	V 2016	Indeksi V 2016 IV 2016	Indeksi V 2016 V 2015	V 2015	IV 2016*	V 2016	Indeksi V 2016 IV 2016	Indeksi V 2016 V 2015	Structure of nights %	Average number of nights by arrivals
TOTAL	119.480	94.502	134.849	142,7	112,9	231.174	185.521	258.134	139,1	111,7	100,0	1,9
Domestic tourist	37.819	32.205	40.996	127,3	108,4	75.965	58.095	80.202	138,1	105,6	31,1	2,0
Foreign tourist	81.661	62.297	93.853	150,7	114,9	155.209	127.426	177.932	139,6	114,6	68,9	1,9

* data for the previous period are revised

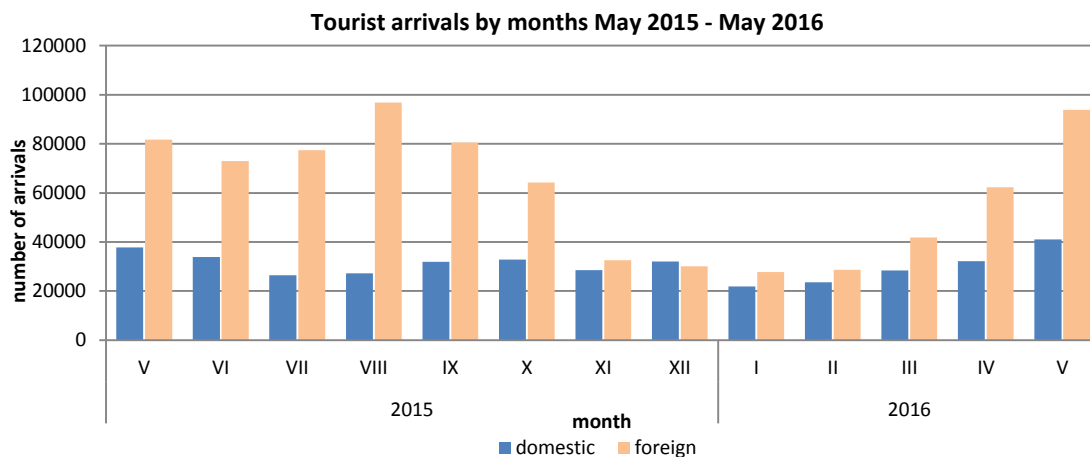


Table 2: Foreign tourist arrivals and nights, by country of residence

	Arrivals					Nights					V 2016	
	V 2015*	IV 2016*	V 2016	Indeksi V 2016 IV 2016	Indeksi V 2016 V 2015	V 2015*	IV 2016*	V 2016	Indeksi V 2016 IV 2016	Indeksi V 2016 V 2015	Structure of nights %	Average number of nights by arrivals
TOTAL	81.661	62.297	93.853	150,7	114,9	155.209	127.426	177.932	139,6	114,6	100,0	1,9
Albania	267	348	367	105,5	137,5	437	664	664	100,0	151,9	0,4	1,8
Austria	2.370	1.816	2.325	128,0	98,1	4.216	3.369	4.327	128,4	102,6	2,4	1,9
Belgium	364	287	464	161,7	127,5	931	720	1.268	176,1	136,2	0,7	2,7
Bulgaria	1.041	519	1.117	215,2	107,3	1.389	787	1.768	224,7	127,3	1,0	1,6
Montenegro	1.036	1.106	1.258	113,7	121,4	2.321	2.208	2.764	125,2	119,1	1,6	2,2
Czech Republic	575	309	369	119,4	64,2	868	803	737	91,8	84,9	0,4	2,0
Denmark	363	187	274	146,5	75,5	809	586	728	124,2	90,0	0,4	2,7
Estonia	30	23	30	130,4	100,0	69	59	66	111,9	95,7	0,0	2,2
Finland	327	151	239	158,3	73,1	641	300	445	148,3	69,4	0,3	1,9
France	2.301	1.136	2.169	190,9	94,3	5.925	3.091	5.630	182,1	95,0	3,2	2,6
Greece	502	283	543	191,9	108,2	993	536	1.092	203,7	110,0	0,6	2,0
Netherlands	973	664	1.306	196,7	134,2	2.272	1.445	3.101	214,6	136,5	1,7	2,4
Croatia	7.267	7.217	7.752	107,4	106,7	13.248	17.468	14.963	85,7	112,9	8,4	1,9
Ireland	444	192	540	281,3	121,6	1.154	672	2.455	365,3	212,7	1,4	4,5
Iceland	17	35	12	34,3	70,6	32	87	24	27,6	75,0	0,0	2,0
Italy	7.084	3.380	3.614	106,9	51,0	16.238	7.940	11.392	143,5	70,2	6,4	3,2

(continued on next page)

(continued)

	Arrivals					Nights					V 2016	
	V 2015*	IV 2016*	V 2016	Indeksi V 2016 IV 2016	Indeksi V 2016 V 2015	V 2015*	IV 2016*	V 2016	Indeksi V 2016 IV 2016	Indeksi V 2016 V 2015	Structure of nights %	Average number of nights by arrivals
Cyprus	27	11	23	209,1	85,2	93	48	54	112,5	58,1	0,0	2,3
Latvia	22	33	25	75,8	113,6	51	102	40	39,2	78,4	0,0	1,6
Lithuania	92	77	114	148,1	123,9	147	214	295	137,9	200,7	0,2	2,6
Luxembourg	28	15	45	300,0	160,7	48	41	98	239,0	204,2	0,1	2,2
Hungary	919	593	1.138	191,9	123,8	1.830	881	1.842	209,1	100,7	1,0	1,6
FYR of Macedonia	984	648	987	152,3	100,3	1.708	1.504	1.993	132,5	116,7	1,1	2,0
Malta	38	14	11	78,6	28,9	66	29	32	110,3	48,5	0,0	2,9
Norway	422	420	414	98,6	98,1	999	1.044	854	81,8	85,5	0,5	2,1
Germany	2.994	2.369	3.181	134,3	106,2	6.085	5.891	6.630	112,5	109,0	3,7	2,1
Poland	2.029	1.290	2.797	216,8	137,9	3.666	2.273	4.779	210,3	130,4	2,7	1,7
Portugal	50	108	76	70,4	152,0	89	269	139	51,7	156,2	0,1	1,8
Romania	242	254	410	161,4	169,4	500	801	822	102,6	164,4	0,5	2,0
Russian Federation	432	193	325	168,4	75,2	873	456	699	153,3	80,1	0,4	2,2
Slovakia	283	150	239	159,3	84,5	535	305	670	219,7	125,2	0,4	2,8
Slovenia	5.101	4.764	5.132	107,7	100,6	7.662	9.136	7.643	83,7	99,8	4,3	1,5
Serbia	7.850	5.505	7.265	132,0	92,5	14.509	10.375	13.461	129,7	92,8	7,6	1,9
Spain	757	429	386	90,0	51,0	1.537	875	702	80,2	45,7	0,4	1,8
Switzerland (including Liechtenstein)	850	575	1.062	184,7	124,9	1.703	1.380	2.079	150,7	122,1	1,2	2,0
Sweden	692	690	987	143,0	142,6	1.535	1.470	2.097	142,7	136,6	1,2	2,1
Turkey	12.961	8.537	20.734	242,9	160,0	23.179	13.914	32.163	231,2	138,8	18,1	1,6
United Kingdom	854	636	1.084	170,4	126,9	2.219	1.344	2.678	199,3	120,7	1,5	2,5
Ukraine	208	66	176	266,7	84,6	468	132	375	284,1	80,1	0,2	2,1
Other European countries	450	237	290	122,4	64,4	1.342	614	590	96,1	44,0	0,3	2,0
Egypt	56	66	164	248,5	292,9	182	183	372	203,3	204,4	0,2	2,3
South Africa	12	10	23	230,0	191,7	48	79	115	145,6	239,6	0,1	5,0
Other African countries	113	42	88	209,5	77,9	256	99	225	227,3	87,9	0,1	2,6
Canada	629	395	467	118,2	74,2	1.069	676	868	128,4	81,2	0,5	1,9
USA	2.546	1.530	2.378	155,4	93,4	5.420	3.556	4.927	138,6	90,9	2,8	2,1
Other Northern American countries	40	15	37	246,7	92,5	93	40	87	217,5	93,5	0,0	2,4
Brazil	499	195	398	204,1	79,8	1.053	283	774	273,5	73,5	0,4	1,9
Other Southern and Central American countries	240	276	345	125,0	143,8	535	436	583	133,7	109,0	0,3	1,7
India	92	287	267	93,0	290,2	252	689	438	63,6	173,8	0,2	1,6
Iran	10	10	13	130,0	130,0	34	21	30	142,9	88,2	0,0	2,3
Israel	356	157	242	154,1	68,0	645	302	378	125,2	58,6	0,2	1,6
Japan	814	741	930	125,5	114,3	1.011	978	1.151	117,7	113,8	0,6	1,2
China	1.731	904	1.985	219,6	114,7	2.036	1.207	2.368	196,2	116,3	1,3	1,2
Republic of Korea	4.837	4.257	5.455	128,1	112,8	5.294	4.643	6.342	136,6	119,8	3,6	1,2
Kuwait	1.226	662	1.441	217,7	117,5	3.876	2.238	4.384	195,9	113,1	2,5	3,0
Saudi Arabia	631	784	2.065	263,4	327,3	1.531	1.633	4.781	292,8	312,3	2,7	2,3
Other Asian countries	3.684	6.181	7.265	117,5	197,2	8.073	15.572	16.280	104,5	201,7	9,1	2,2
Australia	771	368	781	212,2	101,3	1.201	713	1.393	195,4	116,0	0,8	1,8
New Zealand	97	42	112	266,7	115,5	150	112	140	125,0	93,3	0,1	1,3
Other countries of Oceania	31	108	117	108,3	377,4	63	133	137	103,0	217,5	0,1	1,2

*data for the previous period are revised

Foreign tourist nights and arrivals, by country of residence, May 2016

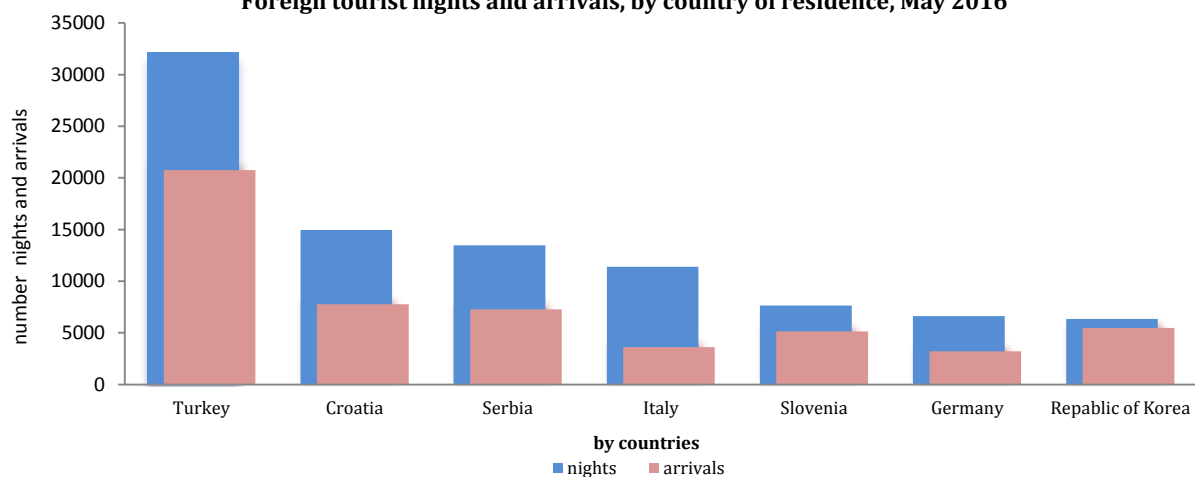


Table 3: Tourist arrivals and nights according to the classification of activities ¹⁾

	Arrivals					Nights					V 2016
	V 2015	IV 2016*	V 2016	Indeksi V 2016 IV 2016	Indeksi V 2016 V 2015	V 2015	IV 2016*	V 2016	Indeksi V 2016 IV 2016	Indeksi V 2016 V 2015	Structure of nights %
Total	119.480	94.502	134.849	142,7	112,9	231.174	185.521	258.134	139,1	111,7	100,0
Hotels and similar accommodation	112.660	89.220	127.719	143,2	113,4	215.324	172.085	240.956	140,0	111,9	93,3
Holiday and other short-stay accommodation	3.877	3.252	3.397	104,5	87,6	7.859	6.517	7.112	109,1	90,5	2,8
Camps and camping grounds	1.269	119	1.425	1197,5	112,3	1.752	169	2.391	1414,8	136,5	0,9
Other accommodation	1.674	1.911	2.308	120,8	137,9	6.239	6.750	7.675	113,7	123,0	3,0
Domestic tourist	37.819	32.205	40.996	127,3	108,4	75.965	58.095	80.202	138,1	105,6	31,1
Hotels and similar accommodation	35.687	30.177	38.650	128,1	108,3	69.823	52.380	73.406	140,1	105,1	28,4
Holiday and other short-stay accommodation	978	1.228	1.172	95,4	119,8	1.420	2.159	1.905	88,2	134,2	0,7
Camps and camping grounds	155	-	151	-	97,4	173	-	151	-	87,3	0,1
Other accommodation	999	800	1.023	127,9	102,4	4.549	3.556	4.740	133,3	104,2	1,8
Foreign tourist	81.661	62.297	93.853	150,7	114,9	155.209	127.426	177.932	139,6	114,6	68,9
Hotels and similar accommodation	76.973	59.043	89.069	150,9	115,7	145.501	119.705	167.550	140,0	115,2	64,9
Holiday and other short-stay accommodation	2.899	2.024	2.225	109,9	76,8	6.439	4.358	5.207	119,5	80,9	2,0
Camps and camping grounds	1.114	119	1.274	1070,6	114,4	1.579	169	2.240	1325,4	141,9	0,9
Other accommodation	675	1.111	1.285	115,7	190,4	1.690	3.194	2.935	91,9	173,7	1,1

* data for the previous period are revised

¹⁾ The Classification of Economic Activities of BiH 2010

NOTES ON METHODOLOGY

The purpose of the statistical survey

The purpose of the statistical survey is to monitor the tourist activity realised in commercial accommodation establishments and to provide internationally comparable BiH's statistics of tourism in accordance with current EU Regulations for the tourism statistics.

Observation units

Observation units are all business entities /legal units which are, by the main activity, registered in accommodation activity (division 55 - KD BiH 2010), persons as well as households that rent accommodation establishments to tourists. For the purpose of the survey, Classification of Activities in Bosnia and Herzegovina - KD BiH 2010 was used, and it is fully compliant with the European Classification of Economic Activities - NACE Rev. 2.

Coverage

Reporting units are all business entities (enterprises, entrepreneurs, institutions, associations etc.) and parts thereof engaged in providing accommodation services in tourism registered according to the CA BiH 2010 under section : 55.1 (hotels and similar accommodation), 55.2 (holiday and other short - stay accommodation), 55.3 (camps and camping grounds), 55.9 (other accommodation), health institutions for their facilities in which persons stay for medical rehabilitation (costs are on persons themselves), business entities and parts thereof engaged in tourist stay in rural households, houses, camps, apartments and rooms directly rented by private persons/households. Survey covers the entire territory of Bosnia and Herzegovina.

Source and methods of data collection

Data on turnover of tourists (number of tourist arrivals and tourist nights) are collected from regular monthly report (TU-11 form). Reports are usually made on the basis of reception records in guest books, entities and their parts engaged in organising and arranging of tourists.

Definitions

Tourism means the activity of visitors taking a trip to a main destination outside their usual environment for less than a year, for leisure, business or other personal purpose other than to be employed by a resident entity in the place visited.

Tourist is every person who, outside his place of permanent residence, spends one night in a hotel or some other accommodation facility for reasons of rest, recreation, health, study, sport, religion, family, business, public tasks or meeting.

Residence is a place where a person came with the intention of permanent stay. Tourist is registered in every place or establishment where he stays and, therefore, in case he/she changes the place or establishment, he/she must register again, which results in data ambiguity. Consequently, the statistics register the number of tourist arrivals and not the number of tourists.

Domestic tourist is a person with permanent residence in the BiH who spends at least one night in a hotel or some other accommodation establishment outside their place or residence.

Foreign tourist is every person with permanent residence outside in BiH who temporarily resides in BiH and who spends at least one night in a hotel or some other accommodation establishment.

Tourist arrivals refer to the number of persons (tourists) who arrived and registered their stay in an accommodation establishment.

Tourist nights refer to every registered overnight stay of a person (tourist) in an accommodation establishment.

Accommodation capacities are presented as the number of rooms, apartments and camping sites, and the number of permanent beds.

Permanent beds are those that are regularly ready-made for renting to guests.

Occupancy rate of permanent beds (net) in the reference period is obtained by dividing the total number of nights by the number of beds on offer and the number of days when the beds are actually available for use during the reference period. The data are expressed as a percentage.

Symbols

- no occurrence

0,0 value not zero but less than 0,05 unit of measure use

Published and printed by the Agency for Statistics of the Bosnia and Herzegovina, 71000 Sarajevo, Zelenih beretki 26

Phone: +387 (33) 911 911 · Telefax: +387 (33) 220 622
E-mail : bhas@bhas.ba · Web site: <http://www.bhas.ba>

Person responsible: M.Sc. Velimir Jukić, director
Prepared by: Ms. Azra Demirović

First Release data are also published on the Internet
