



# FIRST RELEASE



Users are kindly requested to mention the data source

GODINA X

SARAJEVO, 22.08.2016.

BROJ 6

## TOURISM STATISTICS

### Tourism in BIH, June 2016

In June 2016 tourists realised 104,555 tourist arrivals in Bosnia and Hercegovina which represent the decrease by 22.5% as compared to May 2016 and decrease by 2.1% as compared to June 2015.

Tourists realised 206,990 tourist nights which represent the decrease by 19.8% as compared to May 2016 and decrease by 3.8% as compared to June 2015. Domestic tourists share of total number of overnight stays was 33.6% and foreign tourists share was 66.4%.

The number of domestic tourist nights decreased by 13.3% as compared to May 2016 and decreased by 5.9% as compared to June 2015. Foreign tourist nights decreased by 22.7% as compared to May 2016 and decreased by 2.7% as compared to June 2015.

Concerning the structure of foreign tourist nights in June 2016 the most of them (55.0%) were realised by tourists from: Italy (10.0%), Serbia (9.1%), Slovenia (8.4%), Croatia (7.9%), Turkey (7.8%), Poland (6.9%) and Republic of Korea (4.9%). Tourists from other countries realised 45.0% of tourist nights.

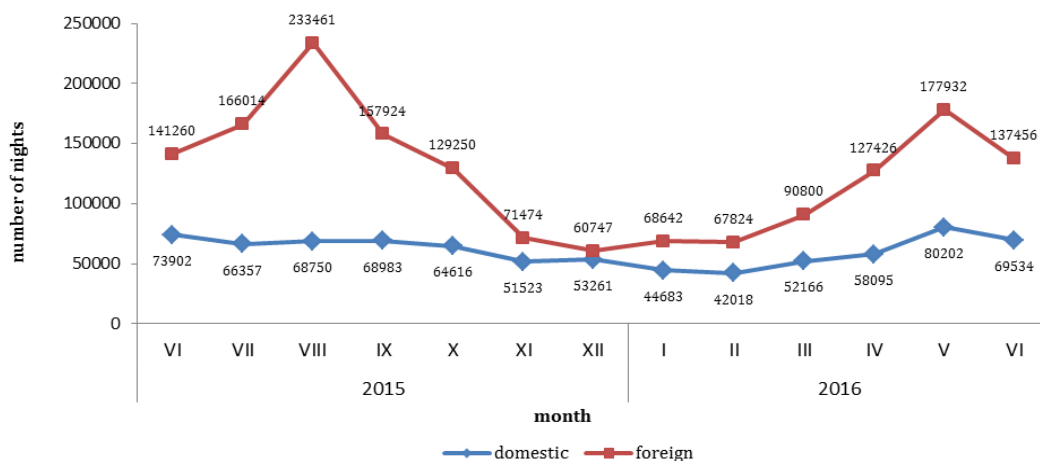
Regarding the average detention of foreign tourist stays in our country on the first place comes: South Africa with average stay of 4.2 nights, Belgium 4.1 nights, Ireland and Latvia 3.2 nights, Kuwait and Italy 2.8 nights and Malta with 2.7 nights.

Available rooms, apartments and camping sites for tourists in Bosnia and Herzegovina in June 2016 amounted to 16,617, which is 7.1% increase compared to June 2015. Number of available beds was 36,081 beds, which is increase by 8.3%, compared to the same month of 2015.

In June 2016, in the activity - Hotels and similar accommodation, number of rooms and apartments available to tourists amounted to 14,563, which is an increase of 5.8% compared to June 2015, and number of available beds amounted to 29,639 which is an increase of 7.1%, compared to the same month of the previous year. Net occupancy rate of permanent beds was 20.7%.

According to the type of accommodation facility the highest number of nights was recorded in Hotels and similar accommodation with share of 91.7%.

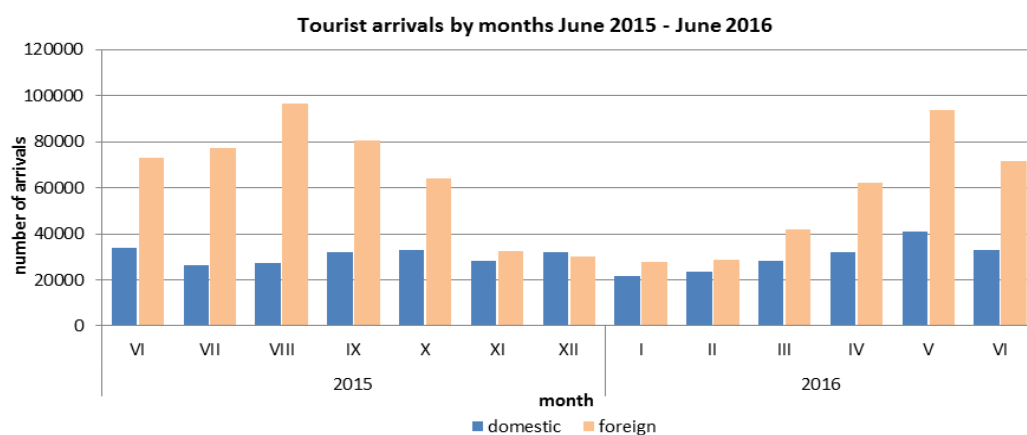
Tourist nights by months June 2015 - June 2016



**Table 1: Tourist arrivals and nights**

	Arrivals					Nights					VI 2016	
	VI 2015	V 2016*	VI 2016	Indeksi VI 2016 V 2016	Indeksi VI 2016 VI 2015	VI 2015	V 2016*	VI 2016	Indeksi VI 2016 V 2016	Indeksi VI 2016 VI 2015	Structure of nights %	Average number of nights by arrivals
<b>TOTAL</b>	<b>106,793</b>	<b>134,849</b>	<b>104,555</b>	<b>77.5</b>	<b>97.9</b>	<b>215,162</b>	<b>258,134</b>	<b>206,990</b>	<b>80.2</b>	<b>96.2</b>	<b>100.0</b>	<b>2.0</b>
<b>Domestic tourist</b>	33,866	40,996	32,950	80.4	97.3	73,902	80,202	69,534	86.7	94.1	33.6	2.1
<b>Foreign tourist</b>	72,927	93,853	71,605	76.3	98.2	141,260	177,932	137,456	77.3	97.3	66.4	1.9

\* data for the previous period are revised



**Table 2: Foreign tourist arrivals and nights, by country of residence**

	Arrivals					Nights					VI 2016	
	VI 2015	V 2016*	VI 2016	Indeksi VI 2016 V 2016	Indeksi VI 2016 VI 2015	VI 2015	V 2016*	VI 2016	Indeksi VI 2016 V 2016	Indeksi VI 2016 VI 2015	Structure of nights %	Average number of nights by arrivals
<b>TOTAL</b>	<b>72,927</b>	<b>93,853</b>	<b>71,605</b>	<b>76.3</b>	<b>98.2</b>	<b>141,260</b>	<b>177,932</b>	<b>137,456</b>	<b>77.3</b>	<b>97.3</b>	<b>100.0</b>	<b>1.9</b>
Albania	207	367	258	70.3	124.6	296	664	441	66.4	149.0	0.3	1.7
Austria	1,696	2,325	1,660	71.4	97.9	2,797	4,327	2,735	63.2	97.8	2.0	1.6
Belgium	399	464	298	64.2	74.7	1,083	1,268	1,215	95.8	112.2	0.9	4.1
Bulgaria	663	1,117	688	61.6	103.8	877	1,768	1,292	73.1	147.3	0.9	1.9
Montenegro	614	1,258	1,030	81.9	167.8	1,310	2,764	2,699	97.6	206.0	2.0	2.6
Czech Republic	493	369	494	133.9	100.2	1,088	737	1,025	139.1	94.2	0.7	2.1
Denmark	260	274	226	82.5	86.9	487	728	509	69.9	104.5	0.4	2.3
Estonia	15	30	50	166.7	333.3	45	66	97	147.0	215.6	0.1	1.9
Finland	207	239	177	74.1	85.5	451	445	340	76.4	75.4	0.2	1.9
France	2,531	2,169	1,706	78.7	67.4	7,295	5,630	3,951	70.2	54.2	2.9	2.3
Greece	1,026	543	1,244	229.1	121.2	1,817	1,092	2,571	235.4	141.5	1.9	2.1
Netherlands	988	1,306	879	67.3	89.0	2,148	3,101	1,566	50.5	72.9	1.1	1.8
Croatia	7,209	7,752	6,062	78.2	84.1	11,923	14,963	10,800	72.2	90.6	7.9	1.8
Ireland	509	540	364	67.4	71.5	1,266	2,455	1,164	47.4	91.9	0.8	3.2
Iceland	13	12	30	250.0	230.8	49	24	42	175.0	85.7	0.0	1.4

(continued on next page)

(continued)

	Arrivals					Nights					VI 2016	
	VI 2015	V 2016*	VI 2016	Indeksi VI 2016 V 2016	Indeksi VI 2016 VI 2015	VI 2015	V 2016*	VI 2016	Indeksi VI 2016 V 2016	Indeksi VI 2016 VI 2015	Structure of nights %	Average number of nights by arrivals
Italy	6,062	3,614	4,935	136.6	81.4	17,738	11,392	13,694	120.2	77.2	10.0	2.8
Cyprus	67	23	16	69.6	23.9	104	54	32	59.3	30.8	0.0	2.0
Latvia	175	25	127	508.0	72.6	434	40	402	1005.0	92.6	0.3	3.2
Lithuania	239	114	189	165.8	79.1	278	295	380	128.8	136.7	0.3	2.0
Luxembourg	20	45	34	75.6	170.0	32	98	60	61.2	187.5	0.0	1.8
Hungary	922	1,138	688	60.5	74.6	1,661	1,842	1,273	69.1	76.6	0.9	1.9
FYR of Macedonia	732	987	796	80.6	108.7	1,091	1,993	1,489	74.7	136.5	1.1	1.9
Malta	29	11	9	81.8	31.0	51	32	24	75.0	47.1	0.0	2.7
Norway	507	414	354	85.5	69.8	1,293	854	817	95.7	63.2	0.6	2.3
Germany	2,697	3,181	2,279	71.6	84.5	5,248	6,630	4,671	70.5	89.0	3.4	2.0
Poland	4,579	2,797	4,520	161.6	98.7	8,302	4,779	9,508	199.0	114.5	6.9	2.1
Portugal	84	76	149	196.1	177.4	157	139	218	156.8	138.9	0.2	1.5
Romania	271	410	545	132.9	201.1	446	822	954	116.1	213.9	0.7	1.8
Russian Federation	298	325	427	131.4	143.3	565	699	852	121.9	150.8	0.6	2.0
Slovakia	209	239	218	91.2	104.3	360	670	339	50.6	94.2	0.2	1.6
Slovenia	4,841	5,132	4,982	97.1	102.9	11,094	7,643	11,490	150.3	103.6	8.4	2.3
Serbia	6,615	7,265	7,324	100.8	110.7	11,679	13,461	12,516	93.0	107.2	9.1	1.7
Spain	543	386	1,132	293.3	208.5	934	702	2,661	379.1	284.9	1.9	2.4
Switzerland (including Liechtenstein)	630	1,062	616	58.0	97.8	1,198	2,079	1,084	52.1	90.5	0.8	1.8
Sweden	620	987	746	75.6	120.3	1,343	2,097	1,899	90.6	141.4	1.4	2.5
Turkey	7,293	20,734	7,264	35.0	99.6	11,436	32,163	10,709	33.3	93.6	7.8	1.5
United Kingdom	1,226	1,084	1,189	109.7	97.0	2,497	2,678	2,750	102.7	110.1	2.0	2.3
Ukraine	104	176	115	65.3	110.6	161	375	267	71.2	165.8	0.2	2.3
Other European countries	441	290	253	87.2	57.4	1,048	590	539	91.4	51.4	0.4	2.1
Egypt	45	164	57	34.8	126.7	87	372	97	26.1	111.5	0.1	1.7
South Africa	66	23	21	91.3	31.8	142	115	89	77.4	62.7	0.1	4.2
Other African countries	128	88	55	62.5	43.0	228	225	96	42.7	42.1	0.1	1.7
Canada	485	467	569	121.8	117.3	906	868	1,058	121.9	116.8	0.8	1.9
USA	2,526	2,378	2,356	99.1	93.3	5,234	4,927	5,985	121.5	114.3	4.4	2.5
Other Northern American countries	70	37	58	156.8	82.9	112	87	115	132.2	102.7	0.1	2.0
Brazil	476	398	281	70.6	59.0	863	774	495	64.0	57.4	0.4	1.8
Other Southern and Central American countries	366	345	464	134.5	126.8	539	583	1,024	175.6	190.0	0.7	2.2
India	95	267	190	71.2	200.0	217	438	469	107.1	216.1	0.3	2.5
Iran	44	13	18	138.5	40.9	103	30	33	110.0	32.0	0.0	1.8
Israel	433	242	238	98.3	55.0	721	378	414	109.5	57.4	0.3	1.7
Japan	759	930	1,123	120.8	148.0	1,093	1,151	1,358	118.0	124.2	1.0	1.2
China	1,368	1,985	2,345	118.1	171.4	1,624	2,368	2,975	125.6	183.2	2.2	1.3
Republic of Korea	4,646	5,455	6,088	111.6	131.0	5,170	6,342	6,747	106.4	130.5	4.9	1.1
Kuwait	990	1,441	285	19.8	28.8	3,144	4,384	798	18.2	25.4	0.6	2.8
Saudi Arabia	785	2,065	279	13.5	35.5	1,699	4,781	624	13.1	36.7	0.5	2.2
Other Asian countries	2,407	7,265	1,896	26.1	78.8	5,172	16,280	3,879	23.8	75.0	2.8	2.0
Australia	1,042	781	1,014	129.8	97.3	1,811	1,393	1,800	129.2	99.4	1.3	1.8
New Zealand	137	112	172	153.6	125.5	267	140	279	199.3	104.5	0.2	1.6
Other countries of Oceania	25	117	23	19.7	92.0	46	137	46	33.6	100.0	0.0	2.0

\*data for the previous period are revised

Foreign tourist nights and arrivals, by country of residence, June 2016

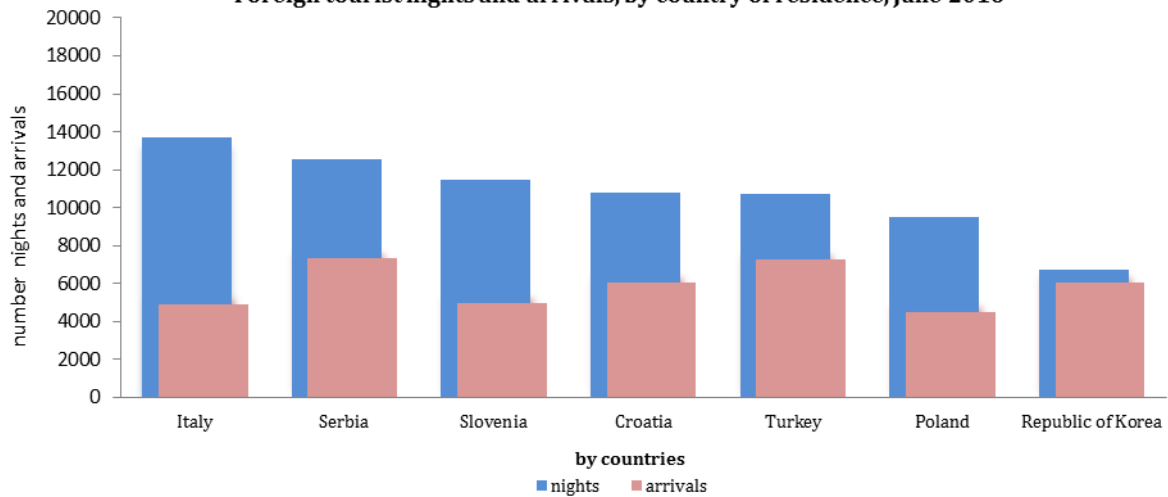


Table 3: Tourist arrivals and nights according to the classification of activities <sup>1)</sup>

	Arrivals					Nights					VI 2016
	VI 2015	V 2016*	VI 2016	Indeksi VI 2016 V 2016	Indeksi VI 2016 VI 2015	VI 2015	V 2016*	VI 2016	Indeksi VI 2016 V 2016	Indeksi VI 2016 VI 2015	Structure of nights %
<b>Total</b>	<b>106,793</b>	<b>134,849</b>	<b>104,555</b>	<b>77.5</b>	<b>97.9</b>	<b>215,162</b>	<b>258,134</b>	<b>206,990</b>	<b>80.2</b>	<b>96.2</b>	<b>100.0</b>
Hotels and similar accommodation	99,270	127,719	97,433	76.3	98.1	197,697	240,956	189,789	78.8	96.0	91.7
Holiday and other short-stay accommodation	3,702	3,397	3,342	98.4	90.3	7,835	7,112	7,233	101.7	92.3	3.5
Camps and camping grounds	2,164	1,425	2,411	169.2	111.4	3,056	2,391	3,200	133.8	104.7	1.5
Other accommodation	1,657	2,308	1,369	59.3	82.6	6,574	7,675	6,768	88.2	103.0	3.3
<b>Domestic tourist</b>	<b>33,866</b>	<b>40,996</b>	<b>32,950</b>	<b>80.4</b>	<b>97.3</b>	<b>73,902</b>	<b>80,202</b>	<b>69,534</b>	<b>86.7</b>	<b>94.1</b>	<b>33.6</b>
Hotels and similar accommodation	31,353	38,650	30,853	79.8	98.4	66,657	73,406	62,589	85.3	93.9	30.2
Holiday and other short-stay accommodation	924	1,172	1,121	95.6	121.3	1,487	1,905	2,100	110.2	141.2	1.0
Camps and camping grounds	418	151	360	238.4	86.1	521	151	434	287.4	83.3	0.2
Other accommodation	1,171	1,023	616	60.2	52.6	5,237	4,740	4,411	93.1	84.2	2.1
<b>Foreign tourist</b>	<b>72,927</b>	<b>93,853</b>	<b>71,605</b>	<b>76.3</b>	<b>98.2</b>	<b>141,260</b>	<b>177,932</b>	<b>137,456</b>	<b>77.3</b>	<b>97.3</b>	<b>66.4</b>
Hotels and similar accommodation	67,917	89,069	66,580	74.8	98.0	131,040	167,550	127,200	75.9	97.1	61.5
Holiday and other short-stay accommodation	2,778	2,225	2,221	99.8	79.9	6,348	5,207	5,133	98.6	80.9	2.5
Camps and camping grounds	1,746	1,274	2,051	161.0	117.5	2,535	2,240	2,766	123.5	109.1	1.3
Other accommodation	486	1,285	753	58.6	154.9	1,337	2,935	2,357	80.3	176.3	1.1

\* data for the previous period are revised

<sup>1)</sup> The Classification of Economic Activities of BiH 2010

## NOTES ON METHODOLOGY

### The purpose of the statistical survey

The purpose of the statistical survey is to monitor the tourist activity realised in commercial accommodation establishments and to provide internationally comparable BiH's statistics of tourism in accordance with current EU Regulations for the tourism statistics.

### Observation units

Observation units are all business entities /legal units which are, by the main activity, registered in accommodation activity (division 55 - KD BiH 2010), persons as well as households that rent accommodation establishments to tourists. For the purpose of the survey, Classification of Activities in Bosnia and Herzegovina - KD BiH 2010 was used, and it is fully compliant with the European Classification of Economic Activities - NACE Rev. 2.

### Coverage

Reporting units are all business entities (enterprises, entrepreneurs, institutions, associations etc.) and parts thereof engaged in providing accommodation services in tourism registered according to the CA BiH 2010 under section : 55.1 (hotels and similar accommodation), 55.2 (holiday and other short - stay accommodation), 55.3 (camps and camping grounds), 55.9 (other accommodation), health institutions for their facilities in which persons stay for medical rehabilitation (costs are on persons themselves), business entities and parts thereof engaged in tourist stay in rural households, houses, camps, apartments and rooms directly rented by private persons/households. Survey covers the entire territory of Bosnia and Herzegovina.

### Source and methods of data collection

Data on turnover of tourists (number of tourist arrivals and tourist nights) are collected from regular monthly report (TU-11 form). Reports are usually made on the basis of reception records in guest books, entities and their parts engaged in organising and arranging of tourists.

### Definitions

**Tourism** means the activity of visitors taking a trip to a main destination outside their usual environment for less than a year, for leisure, business or other personal purpose other than to be employed by a resident entity in the place visited.

**Tourist** is every person who, outside his place of permanent residence, spends one night in a hotel or some other accommodation facility for reasons of rest, recreation, health, study, sport, religion, family, business, public tasks or meeting.

**Residence** is a place where a person came with the intention of permanent stay. Tourist is registered in every place or establishment where he stays and, therefore, in case he/she changes the place or establishment, he/she must register again, which results in data ambiguity. Consequently, the statistics register the number of tourist arrivals and not the number of tourists.

**Domestic tourist** is a person with permanent residence in the BiH who spends at least one night in a hotel or same other accommodation establishment outside their place or residence.

**Foreign tourist** is every person with permanent residence outside in BiH who temporarily resides in BiH and who spends at least one night in a hotel or same other accommodation establishment.

**Tourist arrivals** refer to the number of persons (tourists) who arrived and registered their stay in an accommodation establishment.

**Tourist nights** refer to every registered overnight stay of a person (tourist) in an accommodation establishment.

**Accommodation capacities** are presented as the number of rooms, apartments and camping sites, and the number of permanent beds.

**Permanent beds** are those that are regularly ready-made for renting to guests.

**Occupancy rate of permanent beds (net)** in the reference period is obtained by dividing the total number of nights by the number of beds on offer and the number of days when the beds are actually available for use during the reference period. The data are expressed as a percentage.

### Symbols

- no occurrence

0,0 value not zero but less than 0,05 unit of measure use

---

Published and printed by the Agency for Statistics of the Bosnia and Herzegovina, 71000 Sarajevo, Zelenih beretki 26

Phone: +387 (33) 911 911 · Telefax: +387 (33) 220 622  
E-mail : [bhas@bhas.ba](mailto:bhas@bhas.ba) · Web site: <http://www.bhas.ba>

Person responsible: M.Sc. Velimir Jukić, director  
Prepared by: Ms. Azra Demirović

First Release data are also published on the Internet

---