



# FIRST RELEASE



Users are kindly requested to mention the data source

YEAR X

SARAJEVO, 25.05.2016.

NUMBER 2

## TOURISM STATISTICS

### Cumulative data, January – March 2016

In the period from January - March 2016 tourists realised 172.085 tourists arrivals which represent the increase by 7.8% and 366.133 overnight stays which is increase by 7.1% as compared to the same period of 2015.

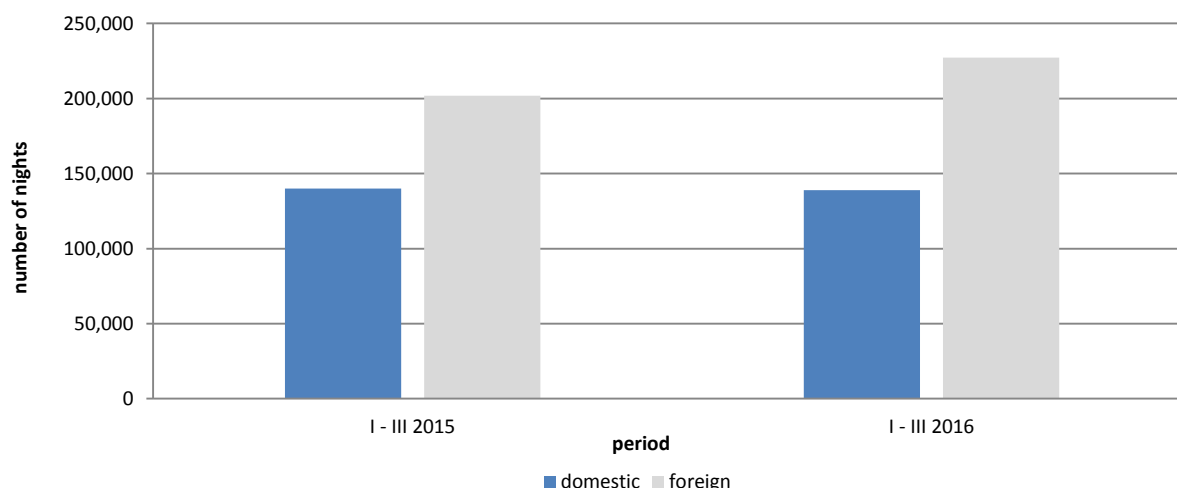
The number of domestic tourist nights decreased by 0.8% and number of foreign tourist nights increased by 12.6% as compared to the same period of 2015. Domestic tourist's share of total number of overnight stays was 37.9% and foreign tourists share was 62.1%.

Concerning the structure of foreign tourist nights in first three months of 2016, most of them (57.2%) were realised by tourists from Croatia (23.8%), Serbia (16.1%), Turkey (7.7%), Slovenia (5.6%) and Italy (4.0%). Tourists from other countries realised 42.8% of tourist nights.

Regarding the average detention of foreign tourist stays in our country, on the first place comes South Africa with average stay of 6.3 nights, Malta 4.9 nights, while tourists from New Zealand and Netherlands realised 3.5 nights.

According to the type of accommodation facility the highest number of nights was recorded in Hotels and similar accommodation with share of 93.3%.

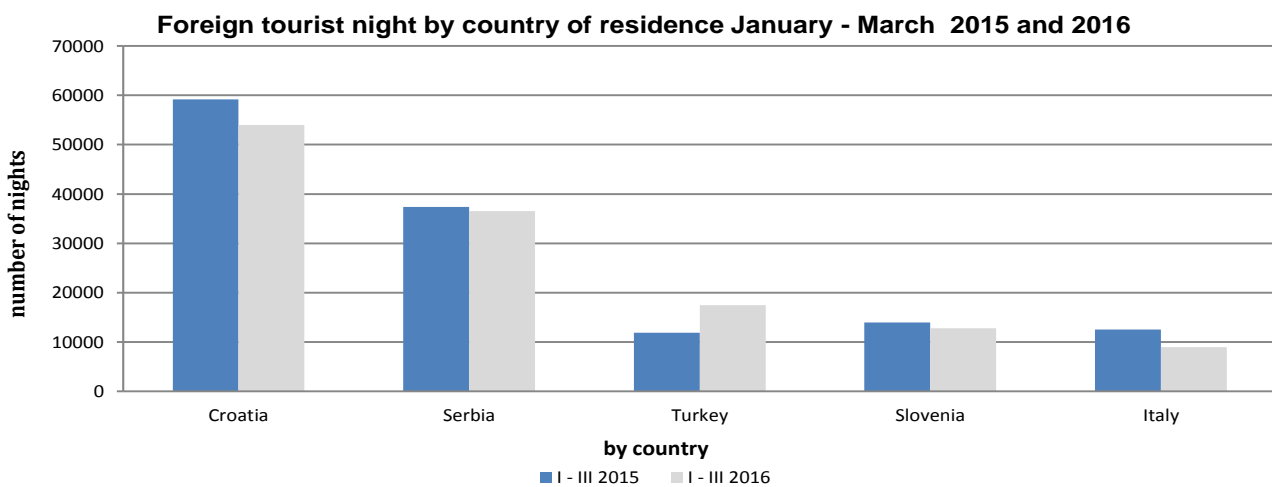
Tourist nights, January - March 2015 and 2016



**Table1: Tourist arrivals and nights**

	Arrivals			Nights			I - III 2016	
	I - III 2015	I - III 2016*	Indeksi I - III 2016 I - III 2015	I - III 2015	I - III 2016*	Indeksi I - III 2016 I - III 2015	Structure of nights %	Average number of nights by arrivals
<b>TOTAL</b>	<b>159,578</b>	<b>172,085</b>	<b>107.8</b>	<b>341,818</b>	<b>366,133</b>	<b>107.1</b>	<b>100.0</b>	<b>2.1</b>
Domestic tourist	72,494	73,879	101.9	139,929	138,867	99.2	37.9	1.9
Foreign tourist	87,084	98,206	112.8	201,889	227,266	112.6	62.1	2.3

\*data for the previous period are revised

**Table 2: Tourist arrivals and nights by country of residence**

	Arrivals			Nights			I - III 2016	
	I - III 2015	I - III 2016*	Indeksi I - III 2016 I - III 2015	I - III 2015	I - III 2016*	Indeksi I - III 2016 I - III 2015	Structure of nights %	Average number of nights by arrivals
<b>TOTAL</b>	<b>87,084</b>	<b>98,206</b>	<b>112.8</b>	<b>201,889</b>	<b>227,266</b>	<b>112.6</b>	<b>100.0</b>	<b>2.3</b>
Albania	575	768	133.6	1,232	1,487	120.7	0.7	1.9
Austria	2,504	3,601	143.8	4,738	6,805	143.6	3.0	1.9
Belgium	292	348	119.2	624	846	135.6	0.4	2.4
Bulgaria	724	856	118.2	1,135	2,005	176.7	0.9	2.3
Montenegro	2,331	2,728	117.0	6,109	7,530	123.3	3.3	2.8
Czech Republic	453	447	98.7	709	919	129.6	0.4	2.1
Denmark	254	411	161.8	734	1,325	180.5	0.6	3.2
Estonia	22	19	86.4	50	61	122.0	0.0	3.2
Finland	161	142	88.2	320	292	91.3	0.1	2.1
France	772	797	103.2	1,982	1,803	91.0	0.8	2.3
Greece	426	472	110.8	744	916	123.1	0.4	1.9
Netherlands	982	1,366	139.1	2,169	4,769	219.9	2.1	3.5
Croatia	23,518	20,642	87.8	59,171	53,987	91.2	23.8	2.6
Ireland	150	195	130.0	459	475	103.5	0.2	2.4
Iceland	8	21	262.5	11	58	527.3	0.0	2.8

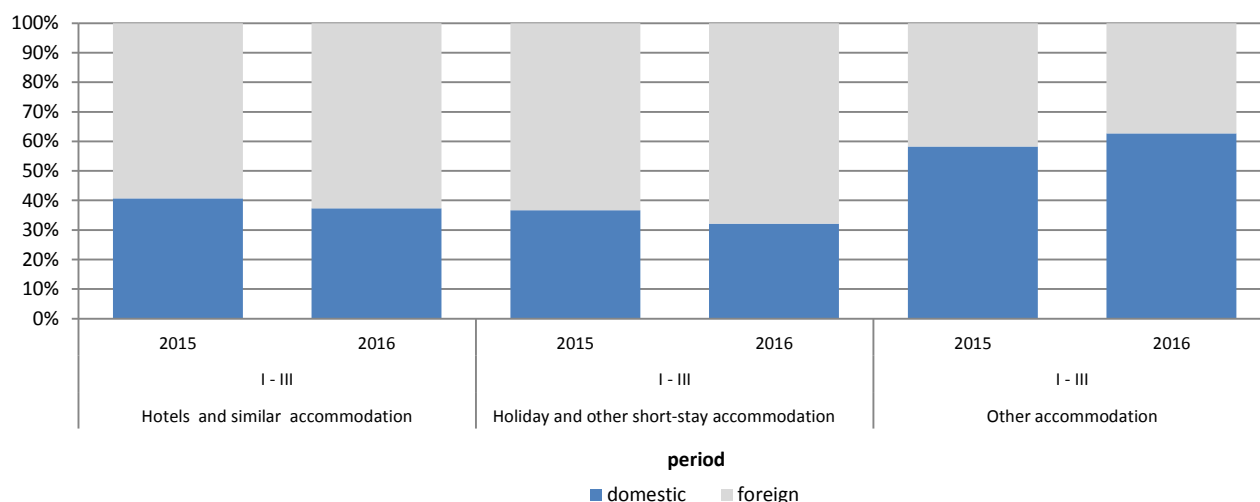
(continued on next page)

(continued)

	Arrivals			Nights			I - III 2016	
	I - III 2015	I - III 2016*	$\frac{\text{Indeksi I - III 2016}}{\text{I - III 2015}}$	I - III 2015	I - III 2016*	$\frac{\text{Indeksi I - III 2016}}{\text{I - III 2015}}$	Structure of nights %	Average number of nights by arrivals
Italy	5,095	3,970	77.9	12,544	8,978	71.6	4.0	2.3
Cyprus	24	15	62.5	53	26	49.1	0.0	1.7
Latvia	62	16	25.8	194	41	21.1	0.0	2.6
Lithuania	105	40	38.1	282	84	29.8	0.0	2.1
Luxembourg	26	57	219.2	72	120	166.7	0.1	2.1
Hungary	878	820	93.4	1,665	1,743	104.7	0.8	2.1
FYR of Macedonia	1,234	1,313	106.4	2,407	2,947	122.4	1.3	2.2
Malta	5	10	200.0	9	49	544.4	0.0	4.9
Norway	291	416	143.0	698	899	128.8	0.4	2.2
Germany	2,655	3,555	133.9	5,741	7,553	131.6	3.3	2.1
Poland	840	696	82.9	2,216	1,318	59.5	0.6	1.9
Portugal	90	91	101.1	187	228	121.9	0.1	2.5
Romania	436	483	110.8	1,050	1,419	135.1	0.6	2.9
Russian Federation	606	672	110.9	1,643	1,556	94.7	0.7	2.3
Slovakia	245	272	111.0	440	521	118.4	0.2	1.9
Slovenia	7,202	6,569	91.2	13,966	12,810	91.7	5.6	2.0
Serbia	14,987	15,735	105.0	37,397	36,561	97.8	16.1	2.3
Spain	427	670	156.9	978	1,306	133.5	0.6	1.9
Switzerland (including Liechtenstein)	699	1,032	147.6	1,480	2,371	160.2	1.0	2.3
Sweden	895	1,044	116.6	2,341	2,471	105.6	1.1	2.4
Turkey	5,314	7,676	144.4	11,866	17,492	147.4	7.7	2.3
United Kingdom	1,140	1,301	114.1	2,763	2,943	106.5	1.3	2.3
Ukraine	109	220	201.8	279	555	198.9	0.2	2.5
Other European countries	286	391	136.7	655	1,290	196.9	0.6	3.3
Egypt	88	251	285.2	253	563	222.5	0.2	2.2
South Africa	24	29	120.8	149	182	122.1	0.1	6.3
Other African countries	114	151	132.5	314	541	172.3	0.2	3.6
Canada	181	277	153.0	422	658	155.9	0.3	2.4
USA	1,805	2,409	133.5	3,973	5,127	129.0	2.3	2.1
Other Northern American countries	81	32	39.5	117	73	62.4	0.0	2.3
Brazil	213	140	65.7	506	262	51.8	0.1	1.9
Other Southern and Central American countries	167	415	248.5	384	953	248.2	0.4	2.3
India	54	120	222.2	145	355	244.8	0.2	3.0
Iran	152	44	28.9	421	113	26.8	0.0	2.6
Israel	93	139	149.5	187	348	186.1	0.2	2.5
Japan	727	868	119.4	1,002	1,123	112.1	0.5	1.3
China	577	1,008	174.5	880	1,296	146.4	0.6	1.3
Republic of Korea	2,739	3,584	130.9	3,025	3,990	132.2	1.8	1.1
Kuwait	756	1,131	149.6	2,505	3,477	138.8	1.5	3.1
Saudi Arabia	346	911	263.3	811	2,211	272.6	1.0	2.4
Other Asian countries	1,853	6,461	348.7	4,923	16,268	330.4	7.2	2.5
Australia	238	304	127.7	599	1,001	167.1	0.4	3.3
New Zealand	27	34	125.9	71	120	169.0	0.1	3.5
Other countries of Oceania	26	21	80.8	89	46	51.7	0.0	2.2

\*data for the previous period are revised

**Structure of tourist nights, according to the classification of activities 1), January - March  
2015 and 2016**



**Table 3: Tourist arrivals and nights according to the classification of activities <sup>1)</sup>**

	Arrivals			Nights			I - III 2016
	I - III 2015*	I - III 2016	Indeksi I - III 2016 I - III 2015	I - III 2015*	I - III 2016	Indeksi I - III 2016 I - III 2015	Structure of nights %
<b>TOTAL</b>	<b>159.578</b>	<b>172.085</b>	<b>107,8</b>	<b>341.818</b>	<b>366.133</b>	<b>107,1</b>	<b>100,0</b>
Hotels and similar accommodation	151.984	163.321	107,5	323.591	341.574	105,6	93,3
Holiday and other short-stay accommodation	5.389	6.149	114,1	10.926	12.827	117,4	3,5
Camps and camping grounds	67	0	0,0	73	0	0,0	0,0
Other accommodation	2.138	2.615	122,3	7.228	11.732	162,3	3,2
<b>Domestic tourists</b>	<b>72.494</b>	<b>73.879</b>	<b>101,9</b>	<b>139.929</b>	<b>138.867</b>	<b>99,2</b>	<b>37,9</b>
Hotels and similar accommodation	68.686	69.426	101,1	131.677	127.381	96,7	34,8
Holiday and other short-stay accommodation	2.397	2.823	117,8	4.010	4.124	102,8	1,1
Camps and camping grounds	29	0	0,0	29	0	0,0	0,0
Other accommodation	1.382	1.630	117,9	4.213	7.362	174,7	2,0
<b>Foreign tourist</b>	<b>87.084</b>	<b>98.206</b>	<b>112,8</b>	<b>201.889</b>	<b>227.266</b>	<b>112,6</b>	<b>62,1</b>
Hotels and similar accommodation	83.298	93.895	112,7	191.914	214.193	111,6	58,5
Holiday and other short-stay accommodation	2.992	3.326	111,2	6.916	8.703	125,8	2,4
Camps and camping grounds	38	0	0,0	44	0	0,0	0,0
Other accommodation	756	985	130,3	3.015	4.370	144,9	1,2

\*data for the previous period are revised

<sup>1)</sup> The Classification of Economic Activities of BiH 2010

## NOTES ON METHODOLOGY

### The purpose of the statistical survey

The purpose of the statistical survey is to monitor the tourist activity realised in commercial accommodation establishments and to provide internationally comparable BiH's statistics of tourism in accordance with current EU Regulations for the tourism statistics.

### Observation units

Observation units are all business entities /legal units which are, by the main activity, registered in accommodation activity (division 55 - KD BiH 2010), persons as well as households that rent accommodation establishments to tourists. For the purpose of the survey, Classification of Activities in Bosnia and Herzegovina - KD BiH 2010 was used, and it is fully compliant with the European Classification of Economic Activities - NACE Rev. 2.

### Coverage

Reporting units are all business entities (enterprises, entrepreneurs, institutions, associations etc.) and parts thereof engaged in providing accommodation services in tourism registered according to the CA BiH 2010 under section : 55.1 (hotels and similar accommodation), 55.2 (holiday and other short - stay accommodation), 55.3 (camps and camping grounds), 55.9 (other accommodation), health institutions for their facilities in which persons stay for medical rehabilitation (costs are on persons themselves), business entities and parts thereof engaged in tourist stay in rural households, houses, camps, apartments and rooms directly rented by private persons/households. Survey covers the entire territory of Bosnia and Herzegovina.

### Source and methods of data collection

Data on turnover of tourists (number of tourist arrivals and tourist nights) are collected from regular monthly report (TU-11 form). Reports are usually made on the basis of reception records in guest books, entities and their parts engaged in organising and arranging of tourists.

### Definitions

**Tourism** means the activity of visitors taking a trip to a main destination outside their usual environment for less than a year, for leisure, business or other personal purpose other than to be employed by a resident entity in the place visited.

**Tourist** is every person who, outside his place of permanent residence, spends one night in a hotel or some other accommodation facility for reasons of rest, recreation, health, study, sport, religion, family, business, public tasks or meeting.

**Residence** is a place where a person came with the intention of permanent stay. Tourist is registered in every place or establishment where he stays and, therefore, in case he/she changes the place or establishment, he/she must register again, which results in data ambiguity. Consequently, the statistics register the number of tourist arrivals and not the number of tourists.

**Domestic tourist** is a person with permanent residence in the BiH who spends at least one night in a hotel or same other accommodation establishment outside their place or residence.

**Foreign tourist** is every person with permanent residence outside in BiH who temporarily resides in BiH and who spends at least one night in a hotel or same other accommodation establishment.

### Symbols

- no occurrence

0,0 value not zero but less than 0,05 unit of measure use