



SAOPĆENJE FIRST RELEASE



Molimo korisnike da prilikom upotrebe podataka obavezno navedu izvor
Users are kindly requested to mention the data source

GODINA/ YEAR V

SARAJEVO, 27.09.2017.

BROJ/ NUMBER 1

SAOBRAĆAJ TRANSPORT

GRANIČNI PROMET ROBE I CESTOVNIH TERETNIH MOTORNIH VOZILA I kvartal 2017. ROAD CROSS-BORDER TRAFFIC OF FREIGHT MOTOR VEHICLES AND GOODS 1st quarter 2017

U ulazu u Bosnu i Hercegovinu u prvom kvartalu 2017. godine ušlo je 7.866 teretnih motornih vozila, što je za 4,4% više u odnosu na prvi kvartal 2016. godine. Broj tranzitnih teretnih motornih vozila na ulazu u prvom kvartalu 2017. godine iznosi 3.017 što je za 56,8% manje u odnosu na isti kvartal prethodne godine

There were 7.866 freight motor vehicles that arrived in Bosnia and Herzegovina in the first quarter of 2017, which represents a increase of 4,4% in comparison with the first quarter of 2016. Number of transit freight motor vehicles on entrance in the first quarter 2017 was 3 017 which is 56,8% more than in the same quarter of the previous year.

U prvom kvartalu 2017. godine ušlo je 261.804 tona robe, što je za 51,4% manje u poređenju sa prvim kvartalom prethodne godine.

In road cross-border traffic there were 261 804 tonnes of goods that entered in the first quarter of 2017 which was by 51,4 % less compared with first quarter of 2016.

Na izlazu iz Bosne i Hercegovine u prvom kvartalu 2017. godine izašlo je 29.597 teretnih motornih vozila, što je za 5,9% više u odnosu na prvi kvartal 2016. godine. Broj tranzitnih teretnih motornih vozila na izlazu u prvom kvartalu 2017. godine iznosi 162 što je za 42,6% manje u odnosu na isti kvartal prethodne godine.

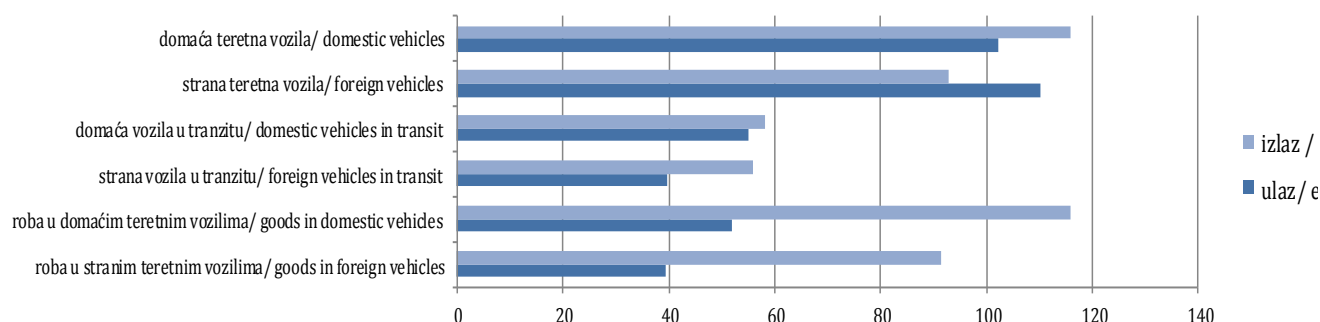
There were 29.597 freight motor vehicles that exited from Bosnia and Herzegovina in the first quarter of 2017. which represents a increase of 5,9% in comparison to the first quarter of 2016. Number of transit freight motor vehicles on exit in the first quarter 2017 was 162, which is 42,6% less than in the same quarter of the previous year.

U prvom kvartalu 2017. godine izašlo je 678.536 tona robe, što je za 5,3% više nego u prvom kvartalu prethodne godine.

In road cross-border traffic there were 678 536 tonnes of goods that exited in the first quarter of 2017. which was by 5,3% more than in the first quarter of the previous year.

G.1. Cestovni granični promet teretnih motornih vozila i robe, ulaz i izlaz, I kvartal 2017/ I kvartal 2016.

Road cross-border traffic of freight motor vehicles and goods, entry and exit, 1st quarter 2017/ 1st quarter 2016



T.1. Cestovni granični promet teretnih motornih vozila i robe
Road cross-border traffic of freight motor vehicles and goods

Registracija vozila	Ulaz/Entry			Izlaz/Exit			Vehicle's registration
	2016	2017	Indeks /index	2016	2017	Indeks /index	
	I kvartal 1 st quarter	I kvartal 1 st quarter	I 2017 I 2016	I kvartal 1 st quarter	I kvartal 1 st quarter	I 2017 I 2016	
Teretna vozila UKUPNO	38.149	37.265	97,7	62.261	61.196	98,3	Freight vehicles TOTAL
domaća	18.087	20.938	115,8	38.660	39.374	101,8	domestic
strana	20.062	16.327	81,4	23.601	21.822	92,5	foreign
Teretna vozila Uvoz/ izvoz	7.534	7.866	104,4	27.957	29.597	105,9	Freight vehicles Import/export
domaća	5.559	5.689	102,3	15.898	18.409	115,8	domestic
strana	1.975	2.177	110,2	12.059	11.188	92,8	foreign
Teretna vozila Tranzit	6.991	3.017	43,2	282	162	57,4	Freight vehicles Transit
domaća	1.611	888	55,1	196	114	58,2	domestic
strana	5.380	2.129	39,6	86	48	55,8	foreign
Prazna teretna vozila	23.624	26.382	111,7	34.022	31.437	92,4	Empty freight vehicles
domaća	10.917	14.361	131,5	22.566	20.851	92,4	domestic
strana	12.707	12.021	94,6	11.456	10.586	92,4	foreign
Roba, hilj,t	539	262	48,6	645	679	105,3	Goods, '000t
domaća	392	204	52,0	367	425	115,8	domestic
strana	147	58	39,5	278	254	91,4	foreign
U teretnim vozilima Uvoz/ izvoz, hilj,t	103	28		642	675	105,1	In freight vehicles Import/export
domaća	83	18		365	422	115,6	domestic
strana	20	10		277	253	91,3	foreign
U teretnim vozilima Tranzit, hilj,t	436	234	53,7	3	4	133,3	In freight vehicles Transit, '000t
domaća	309	186	60,2	2	3	150,0	domestic
strana	127	48	37,8	1	1	100,0	foreign

T.2. Cestovni granični promet teretnih motornih vozila prema smjerovima kretanja, I kvartal 2017.
Road cross-border traffic of freight motor vehicles by directions, 1st quarter 2017

Registracija vozila	Ulaz/Entry			Izlaz/Exit			Vehicle's registration
	Teretna vozila sa teretom <i>Loaded freight motor vehicles</i>	Prazna teretna vozila <i>Goods in freight vehicles, '000 t</i>	Roba u teretnim vozilima, hilj.tona <i>Goods in freight vehicles, '000 t</i>	Teretna vozila sa teretom <i>Loaded freight motor vehicles</i>	Prazna teretna vozila <i>Goods in freight vehicles, '000 t</i>	Roba u teretnim vozilima, hilj.tona <i>Goods in freight vehicles, '000 t</i>	
UKUPNO	10.883	26.382	261.804	29.759	31.437	678.536	TOTAL
Preko bosanskohercegovačko-hrvatske granice	7.239	15.955	192.474	21.846	18.853	498.173	Across Bosnia and Herzegovina- Croatia border
Preko bosanskohercegovačko-srbijanske granice	3.473	8.897	63.148	6.696	12.340	155.493	Across Bosnia and Herzegovina- Serbia border
Preko bosanskohercegovačko-crnogorske granice	171	1.530	6.182	1.217	244	24.870	Across Bosnia and Herzegovina- Montenegro border

T.3. Cestovni granični promet robe u teretnim motornim vozilima prema smjerovima kretanja i graničnim prijelazima*Road cross- border traffic of goods in freight motor vehicles, by directions and border crossings*

	Roba u teretnim vozilima, tona <i>Goods in freight vehicles, t</i>			
	I kvartal 2016. / <i>1st quarter 2016</i>		I kvartal 2017. / <i>1st quarter 2017</i>	
	Ulaz <i>Entry</i>	Izlaz <i>Exit</i>	Ulaz <i>Entry</i>	Izlaz <i>Exit</i>
Ukupno Total	539.118	644.939	261.804	678.536
Preko bosanskohercegovačko-hrvatske granice/ Across Bosnia and Herzegovina- Croatia border	422.911	472.713	192.474	498.173
Bijača	76.470	16.225	15.209	18.376
Brčko	1.746	24.108	1.001	10.483
Bosanski Brod	90.882	56.380	55.023	57.019
Bosanska Gradiška	69.689	44.761	24.961	58.203
Crveni Grm				
Doljani				
Gorica	59.738	6.874	24.233	7.220
Gradina	14.024	20.088	4.667	29.621
Gabela				
Hukića Brdo	15.314	210	4.040	117
Ivanjica				
Izačić	13.688	52.569	9.351	44.016
Kamensko	52.678	26.777	40.843	39.072
Novi Grad				
Orašje	16.561	94.975	8.373	107.098
Šamac	7.698	116.432	4.341	116.695
Strmica	4.423	13.314	432	10.253
Preko bosanskohercegovačko-srbijanske granice/ Across Bosnia and Herzegovina- Serbia border	100.874	149.575	63.148	155.493
Karakaj	15.498	84.740	8.321	72.743
Pavlovića Most	6.752	3.474	2.373	12.221
Rača	40.775	27.664	24.556	39.420
Uvac	351	18.763	356	16.185
Vardište	37.498	14.934	27.542	14.924
Preko bosanskohercegovačko- crnogorske granice/ Across Bosnia and Herzegovina- Montenegro border	15.333	22.651	6.182	24.870
Deleuša	53	16.473	6	16.518
Hum	22	59	11	64
Klobuk	9.681	6.118	6.165	7.705
Metaljka	5.577	1		583

T.4. Cestovni granični promet teretnih motornih vozila prema smjerovima kretanja i graničnim prijelazima (ulaz)

Road cross – border traffic of freight motor vehicles, by directions and border crossings(entry)

	Ulaz Entry			
	I kvartal 2016. / 1 st quarter 2016		I kvartal 2017. / 1 st quarter 2017	
	Teretna vozila sa teretom Loaded freight vehicles	Prazna teretna vozila Empty freight vehicles	Teretna vozila sa teretom Loaded freight vehicles	Prazna teretna vozila Empty freight vehicles
Ukupno <i>Total</i>	14.525	23.624	10.883	26.382
Preko bosanskohercegovačko-hrvatske granice/ Across Bosnia and Herzegovina- Croatia border	9.951	14.790	7.239	15.955
Bijača	427	1.452	386	1.533
Brčko	360	966	205	517
Bosanski Brod	2.128	822	1.661	48
Bosanska Gradiška	2.093	114	1.476	9
Doljani				
Gorica	788	292	570	905
Gradina	425	1.249	170	1.741
Gabela				
Hukića Brdo	566	285	193	119
Ivanjica		78	5	120
Izačić	425	978	255	888
Kamensko	1.569	1.438	1.631	2.053
Novi Grad				
Orašje	678	4.242	421	3.997
Osoje				135
Šamac	429	2.369	255	3.479
Strmica	63	505	11	411
Preko bosanskohercegovačko-srbijanske granice/ Across Bosnia and Herzegovina- Serbia border	4.240	7.882	3.473	8.897
Bratunac		394		827
Karakaj	562	3.776	371	3.731
Pavlovića Most	434	2.194	255	3.038
Rača	2.318	699	2.161	798
Uvac	102	630	81	285
Vardište	824	19	605	3
Skelani		170		215
Preko bosanskohercegovačko- crnogorske granice/ Across Bosnia and Herzegovina- Montenegro border	334	952	171	1.530
Deleuša	26		16	
Hum	45	208	49	398
Klobuk	193	644	106	989
Metaljka	70	100		143

T.5. Cestovni granični promet teretnih motornih vozila prema smjerovima kretanja i graničnim prijelazima (izlaz)
Road cross – border traffic of freight motor vehicles, by directions and border crossings(exit)

	Izlaz Exit			
	I kvartal 2016. / 1 st quarter 2016		I kvartal 2017. / 1 st quarter 2017	
	Teretna vozila sa teretom <i>Loaded freight vehicles</i>	Prazna teretna vozila <i>Empty freight vehicles</i>	Teretna vozila sa teretom <i>Loaded freight vehicles</i>	Prazna teretna vozila <i>Empty freight vehicles</i>
Ukupno <i>Total</i>	28.239	34.022	29.759	31.437
Preko bosanskohercegovačko-hrvatske granice/ Across Bosnia and Herzegovina- Croatia border	20.568	21.038	21.846	18.853
Bijača	749	5.221	883	5.665
Brčko	971	1.623	456	2.326
Bosanski Brod	2.554	769	2.550	4
Bosanska Gradiška	2.172	1.362	2.693	234
Crveni Grm				
Doljani				
Gorica	369	468	366	1.458
Gradina	924	3.384	1.301	2.578
Hukića Brdo	81	427	94	221
Ivanjica		15	7	19
Izačić	2.281	2.706	2.168	2.669
Kamensko	1.236	372	1.724	104
Orašje	3.974	2.931	4.425	2.348
Osoje				112
Šamac	4.719	1.722	4.759	1.079
Strmica	538	38	420	36
Preko bosanskohercegovačko-srbijanske granice/ Across Bosnia and Herzegovina- Serbia border	6.528	12.716	6.696	12.340
Bratunac		295		485
Karakaj	3.545	4.763	3.027	4.636
Pavlovića Most	272	2.972	631	2.813
Rača	1.300	4.260	1.754	4.091
Uvac	725	40	625	40
Vardište	686	122	659	21
Šepak				
Skelani		264		254
Preko bosanskohercegovačko- crnogorske granice/ Across Bosnia and Herzegovina- Montenegro border	1.143	268	1.217	244
Deleuša	772		727	
Hum	61	20	72	17
Klobuk	300	160	392	214
Metaljka	10	88	26	13

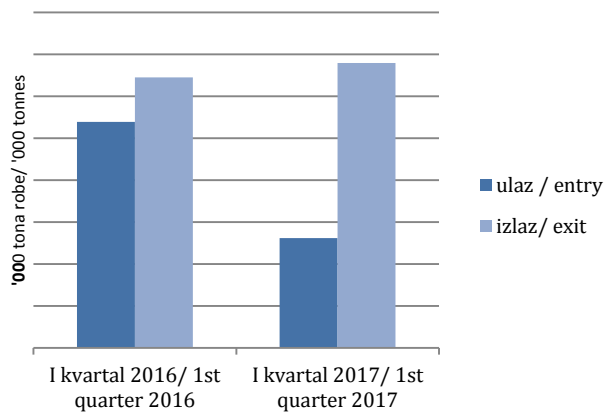
T.6. Cestovni granični promet robe u teretnim motornim vozilima (ulaz), prema zemljama registracije
Road cross-border traffic of goods in freight motor vehicles(entry), by country of registration

Zemlja registracije	Ulaz Entry				Country of registration
	I kvartal 2016. 1 st quarter 2016		I kvartal 2017. 1 st quarter 2017		
	Broj vozila sa teretom Number of loaded vehicles	Tona robe Tonnes of goods	Broj vozila sa teretom Number of loaded vehicles	Tona robe Tonnes of goods	
Ukupno	14.525	539.118	10.883	261.804	Total
Bosna i Hercegovina	7.170	391.694	6.469	194.605	Bosnia and Herzegovina
Strane zemlje	7.355	147.424	4.414	67.199	Foreign countries
Albanija	6	129			Albania
Andora	17	105	16	10	Andorra
Austrija	427	3.428	117	615	Austria
Bahrein			7	1	Bahrain
Belgija	38	148	9	16	Belgium
Bjelorusija					Belarus
Bugarska	157	2.759	91	1.578	Bulgaria
Crna Gora	139	7.079	62	2.449	Montenegro
Češka	52	458	23	154	Czech Republic
Danska	30	116			Denmark
Estonija	7	156			Estonia
Finska					Finland
Francuska	124	504	32	70	France
Grčka	0	0			Greece
Hrvatska	1.092	30.565	800	12.878	Croatia
Irska	0	0			Ireland
Italija	188	965	51	132	Italy
Litva					Lithuania
Luksemburg	17	33			Luxembourg
Mađarska	112	2.464	79	1.718	Hungary
Makedonija	337	7.837	237	5.550	FYR Macedonia
Moldavija	11	175			Moldova
Holandija	255	1.981	78	261	Netherlands
Norveška	8	44	6	1	Norway
Njemačka	767	12.643	319	3.112	Germany
Poljska	109	1.506	85	920	Poland
Rumunija	49	419			Romania
Rusija	6	78			Russia Federation
Slovačka	73	348	42	359	Slovakia
Slovenija	654	14.071	350	6.167	Slovenia
Srbija	1.159	33.375	1.219	18.293	Serbia
Sjedinjene Američke Države	7	22			Unated States of America
Španija	7	34			Spain
Švedska	118	636	39	166	Sweeden
Švicarska	498	2.197	176	503	Switzerland
Turska	608	12.222	490	9.701	Turkey
Ukrajina	23	564	29	671	Ukraine
Velika Britanija	13	47	3	4	United Kingdom
Ostale zemlje	247	10.316	54	1.870	Other countries

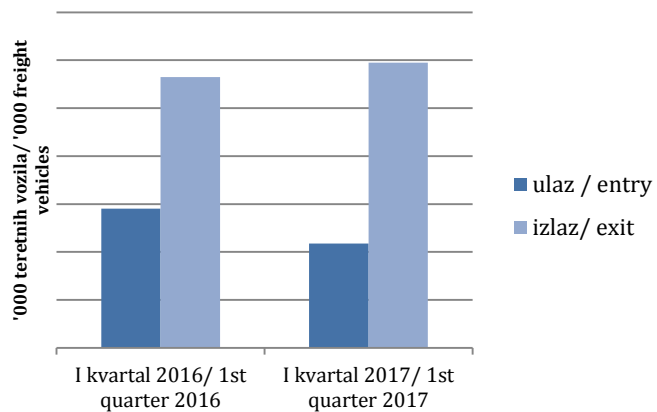
T.7. Cestovni granični promet robe u teretnim motornim vozilima (izlaz), prema zemljama registracije
Road cross-border traffic of goods in freight motor vehicles(exit), by country of registration

Zemlja registracije	Izlaz Exit				Country of registration
	I kvartal 2016. 1 st quarter 2016		I kvartal 2017. 1 st quarter 2017		
	Broj vozila sa teretom Number of loaded vehicles	Tona robe Tonnes of goods	Broj vozila sa teretom Number of loaded vehicles	Tona robe Tonnes of goods	
Ukupno	28.239	644.939	30.840	678.536	Total
Bosna i Hercegovina	16.094	366.625	19.327	425.119	Bosnia and Herzegovina
Strane zemlje	12.145	278.314	11.413	253.417	Foreign countries
Albanija	10	249			Albania
Andora	16	77	21	113	Andorra
Austrija	25	12	67	69	Austria
Bahrein			8	27	Bahrain
Belgija	0	0	2	1	Belgium
Bjelorusija					Belarus
Bugarska	67	1.502	82	1.787	Bulgaria
Crna Gora	542	12.089	535	12.632	Montenegro
Češka	6	51	2	11	Czech Republic
Danska	0	0			Denmark
Estonija	0	0			Estonia
Francuska	4	1			France
Grčka	0	0			Greece
Hrvatska	5.678	136.597	4.772	125.087	Croatia
Irska	0	0			Ireland
Italija	24	386	14	101	Italy
Litva					Lithuania
Luksemburg	0	0			Luxembourg
Mađarska	181	4.698	120	2.782	Hungary
Makedonija	98	1.986	73	1.549	FYR Macedonia
Moldavija	2	15			Moldova
Holandija	0	0	6	8	Netherlands
Norveška	0	0	5		Norway
Njemačka	61	99	106	163	Germany
Poljska	5	23	16	205	Poland
Rumunija	3	1			Romania
Rusija	29	622			Russia Federation
Slovačka	8	125	12	205	Slovakia
Slovenija	783	16.543	806	17.068	Slovenia
Srbija	4.265	96.226	3.773	83.493	Serbia
Sjedinjene Američke Države	0	0			Unated States of America
Španija	0	0			Spain
Švedska	1	0	4	1	Sweeden
Švicarska	7	10	10	33	Switzerland
Turska	153	3.217	258	2.607	Turkey
Ukrajina	29	587	19	334	Ukraine
Velika Britanija	2	2	172	331	United Kingdom
Ostale zemlje	146	3.196	630	4.818	Other countries

G.2. Cestovni granični promet robe u teretnim motornim vozilima, ulaz i izlaz
Road cross-border traffic of freight in motor vehicles, entry and exit



G.3. Cestovni granični promet teretnih motornih vozila sa teretom, ulaz i izlaz
Road cross-border traffic of loaded freight motor vehicles, entry and exit



METODOLOŠKA OBJAŠNENJA

Izvori i metode prikupljanja

Svrha istraživanja je prikupiti podatke o radu pretovarnih preduzeća te prikupiti podatke o uvozu, izvozu, tranzitu, broju vozila na ulazu, broju vozila na izlazu, međunarodnom cestovnom prometu na ulazu, međunarodnom cestovnom prometu na izlazu. U obuhvat istraživanja o graničnom prometu teretnih motornih vozila uključeni su svi cestovni granični prijelazi na kojima postoji carinska ispostava. Podatke za cestovni granični promet teretnih motornih vozila i robe Agencija za statistiku BiH preuzela je od Uprave za indirektno oporezivanje BiH. Podaci obuhvataju sva cestovna teretna motorna vozila i robu koja je prešla granicu i ušla u državu Bosnu i Hercegovinu odnosno izašla iz Bosne i Hercegovine. Teretna cestovna motorna vozila razvrstavaju se prema zemlji u kojoj su registrovana i prate se prema smjervovima kretanja i graničnim prijelazima.

DEFINICIJE

Granični prijelaz je mjesto namijenjeno prijelazu državne granice. Granični prijelazi su međunarodni, međudržavni ili pogranični. Mogu biti cestovni, vazdušni, pomorski prijelazi i prijelazi na unutrašnjim vodenim putevima.

Granični prijelazi za međunarodni promet namijenjeni su graničnom prometu građana države Bosne i Hercegovine i građanima drugih zemalja.

Granični prijelazi za pogranični promet namijenjeni su graničnom prometu građana određenog područja države Bosne i Hercegovine i određenog područja susjedne zemlje prema međunarodnom sporazumu.

Roba na ulazu je roba koja je ušla u carinsko područje države Bosne i Hercegovine, a roba na izlazu je roba koja napušta carinsko područje Bosne i Hercegovine.

Teretno vozilo je motorno vozilo kojim se prevozi roba i koje je evidentirano na ulazu u carinsko područje države Bosne i Hercegovine ili na izlazu iz carinskog područja države Bosne i Hercegovine od strane carinske uprave.

Tranzit označava prijevoz robe od carinarnice na teritoriji jedne strane ugovornice do druge carinarnice u istoj teritoriji, u skladu sa uslovima predviđenim nacionalnim zakonima i propisima te strane ugovornice.

Skraćenice

t tona
'000 t hiljade tona

NOTES OF METHODOLOGY

Source and methods of data collection

The purpose of the research is to gather information on the work of transfer companies and gather information on the temporary import, temporary export, transit, the number of vehicles at the exit international road transport at the door, international road transport at the exit. Data on cross-border traffic of freight motor vehicles cover all border crossings where there are customs offices. Data for cross-border traffic of freight vehicles and goods Agency for Statistics of BiH has taken from the Indirect Taxation Authority BiH. Data includes all freight road vehicles and goods crossing the border and entering or exiting the Bosnia and Herzegovina. Freight motor vehicles are grouped according to a country of registration and monitored according to the directions of movement and border crossings.

DEFINITION

Border crossing is a place intended for crossing the state border. Border crossings are international, interstate or local ones. They may be road, railway, air, maritime crossings or crossings on inland waterways.

Border crossings for the international traffic are intended for a cross-border traffic of citizens of the Bosnia and Herzegovina and citizens of other countries.

Border crossings for the local traffic are intended for a cross-border traffic of citizens from a certain area of the Bosnia and Herzegovina and a certain area of the neighbouring country according to the international agreement.

Goods in entry are goods that entered the customs territory of the Bosnia and Herzegovina, while goods in exit are goods that exited from the customs territory of the Bosnia and Herzegovina.

Freight vehicle is a motor vehicle used for the transport of goods, which is recorded by the Customs Authority in the entry to the customs territory of the Bosnia and Herzegovina or in the exit from the customs territory of Bosnia and Herzegovina.

Transit means the transport of goods from the customs territory of one part to another office in the same territory, in accordance with the conditions provided for by national laws and regulations of that country.

Abbreviations

t tonne
'000 t '000 tonne

Izdaje i štampa Agencija za statistiku Bosne i Hercegovine, 71000 Sarajevo, Zelenih beretki 26
Published and printed by the Agency for Statistics of the Bosnia and Herzegovina, 71000 Sarajevo, Zelenih beretki 26

Telefon/Phone: +387 (33) 911 911 · Telefaks/Telefax: +387 (33) 220 622
Elektronska pošta/E-mail : bhas@bhas.ba · Internetska stranica/Web site: <http://www.bhas.ba>

Odgovara direktor Velimir Jukić
Person responsible: Velimir Jukic, Director General

Saopćenje priredili: Alma Džananović
Prepared by: Alma Džananovic

Podaci iz ovog saopćenja objavljuju se i na internet
First Release data are also published on the Internet
