



FIRST RELEASE



Users are kindly requested to mention the data source

GODINA XI

SARAJEVO, 06.04.2017.

BROJ 2

TOURISM STATISTICS Tourism in BIH, February 2017

In February 2017 tourists realised 56,042 tourist arrivals in Bosnia and Herzegovina which represent the increase by 1.3% as compared to January 2017 and increase by 7.2% as compared to February 2016. Tourists realised 121,770 tourist nights which represent the decrease by 2.2% as compared to January 2017 and increase by 10.9% as compared to February 2016. Domestic tourists share of total number of overnight stays was 37.3% and foreign tourists share was 62.7%.

The number of domestic tourist nights increased by 4.9% as compared to January 2017 and increased by 8.0% as compared to February 2016. Foreign tourist nights were decreased by 6.0% as compared to January 2017 and increased by 12.6% as compared to February 2016.

Concerning the structure of foreign tourist nights in February 2017, the most of them (62.3%) were realised by tourists from: Croatia (25.5%), Serbia (21.2%), Slovenia (7.7%), Turkey (4.7%) and Germany (3.2%). Tourists from other countries realised 37.7% of tourist nights.

Regarding the average detention of foreign tourist stays in our country on the first place comes: Qatar with average stay of 4.4 nights, South Africa 4.3 nights and Bahrain and India with 3.5 nights.

Available rooms, apartments and camping sites for tourists in Bosnia and Herzegovina in February 2017 amounted to 17,171, which is 17.7% higher compared to February 2016. Number of available beds was 35,909, which is higher by 18.1%, compared to the same month of 2016.

In February 2017, in the activity - Hotels and similar accommodation, number of rooms and apartments available to tourists amounted to 15,276, which is an increase of 15.4% compared to February 2016., and number of available beds amounted to 30,816 which is an increase of 14.0%, compared to the same month of the previous year.

Net occupancy rate of permanent beds was 13.1%.

According to the type of accommodation facility the highest number of nights was recorded in Hotels and similar accommodation with share of 94.3%.

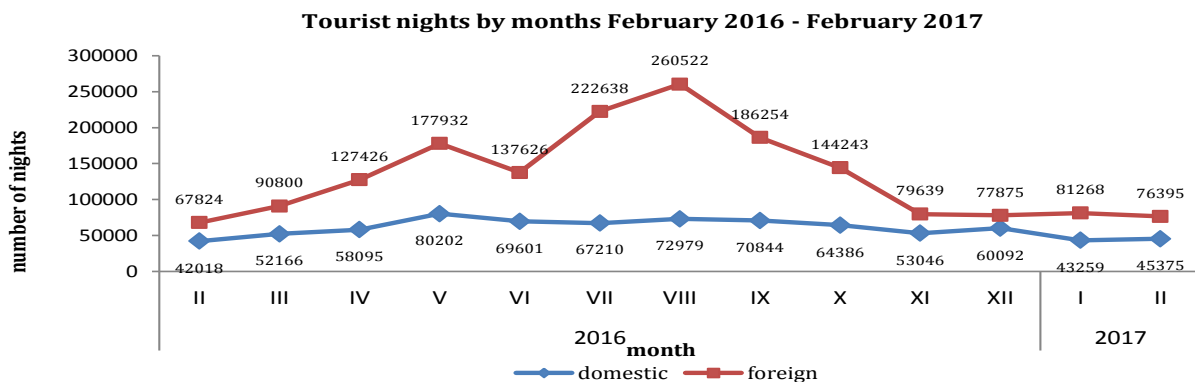
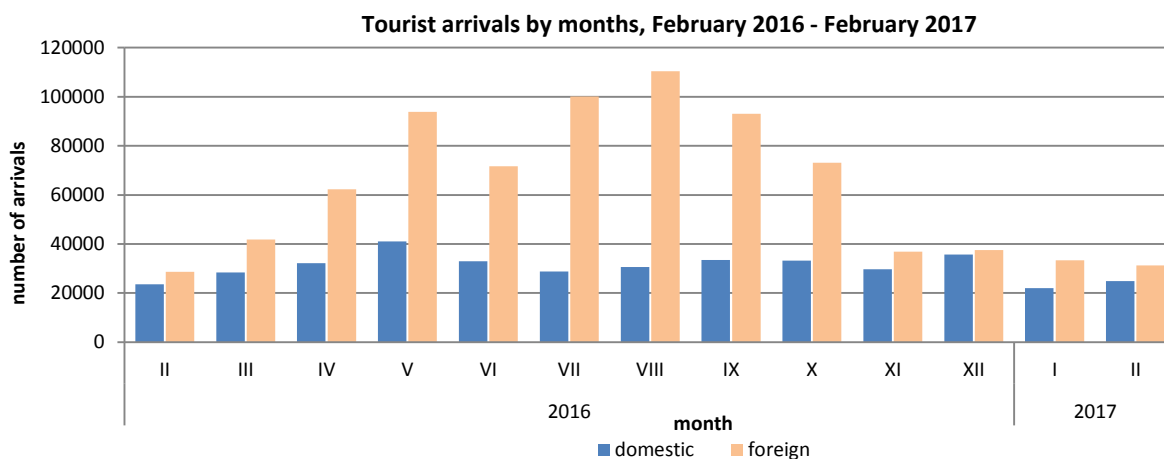


Table 1: Tourist arrivals and nights

	Arrivals					Nights					II 2017	
	II 2016	I 2017	II 2017	Indices II 2017 I 2017	Indices II 2017 II 2016	II 2016	I 2017	II 2017	Indices II 2017 I 2017	Indices II 2017 II 2016	Structure of nights %	Average number of nights by arrivals
TOTAL	52.269	55.318	56.042	101,3	107,2	109.842	124.527	121.770	97,8	110,9	100,0	2,2
Domestic tourist	23.642	21.971	24.827	113,0	105,0	42.018	43.259	45.375	104,9	108,0	37,3	1,8
Foreign tourist	28.627	33.347	31.215	93,6	109,0	67.824	81.268	76.395	94,0	112,6	62,7	2,4

* data for the previous period are revised


Table 2: Foreign tourist arrivals and nights, by country of residence

	Arrivals					Nights					II 2017	
	II 2016	I 2017	II 2017	Indices II 2017 I 2017	Indices II 2017 II 2016	II 2016	I 2017	II 2017	Indices II 2017 I 2017	Indices II 2017 II 2016	Structure of nights %	Average number of nights by arrivals
TOTAL	28.627	33.347	31.215	93,6	109,0	67.824	81.268	76.395	94,0	112,6	100,0	2,4
Albania	161	205	289	141,0	179,5	299	409	562	137,4	188,0	0,7	1,9
Austria	883	830	1.090	131,3	123,4	1.772	1.559	2.257	144,8	127,4	3,0	2,1
Belgium	101	91	65	71,4	64,4	259	199	123	61,8	47,5	0,2	1,9
Bulgaria	178	367	150	40,9	84,3	441	821	304	37,0	68,9	0,4	2,0
Montenegro	565	1.307	895	68,5	158,4	1.690	3.833	2.153	56,2	127,4	2,8	2,4
Czech Republic	193	181	177	97,8	91,7	404	375	279	74,4	69,1	0,4	1,6
Denmark	80	64	82	128,1	102,5	286	207	267	129,0	93,4	0,3	3,3
Estonia	10	8	5	62,5	50,0	42	22	9	40,9	21,4	0,0	1,8
Finland	44	17	45	264,7	102,3	89	29	114	393,1	128,1	0,1	2,5
France	267	197	331	168,0	124,0	593	479	825	172,2	139,1	1,1	2,5
Greece	83	62	76	122,6	91,6	174	122	143	117,2	82,2	0,2	1,9
Netherlands	353	274	401	146,4	113,6	852	636	830	130,5	97,4	1,1	2,1
Croatia	6.476	9.870	7.286	73,8	112,5	16.327	27.247	19.514	71,6	119,5	25,5	2,7
Ireland	67	44	45	102,3	67,2	147	115	105	91,3	71,4	0,1	2,3
Iceland	10	4	6	150,0	60,0	35	12	20	166,7	57,1	0,0	3,3

(continued on next page)

(continued)

	Arrivals					Nights					II 2017	
	II 2016	I 2017	II 2017	Indices II 2017 I 2017	Indices II 2017 II 2016	II 2016	I 2017	II 2017	Indices II 2017 I 2017	Indices II 2017 II 2016	Structure of nights %	Average number of nights by arrivals
Italy	923	1065	876	82,3	94,9	2006	2276	1763	77,5	87,9	2,3	2,0
Cyprus	7	11	19	172,7	271,4	15	20	54	270,0	360,0	0,1	2,8
Latvia	7	7	4	57,1	57,1	20	14	5	35,7	25,0	0,0	1,3
Lithuania	10	10	9	90,0	90,0	26	18	26	144,4	100,0	0,0	2,9
Luxembourg	25	13	14	107,7	56,0	53	31	26	83,9	49,1	0,0	1,9
Hungary	211	274	336	122,6	159,2	434	624	916	146,8	211,1	1,2	2,7
FYR of Macedonia	335	260	526	202,3	157,0	673	657	1.363	207,5	202,5	1,8	2,6
Malta	7	2	15	750,0	214,3	45	26	40	153,8	88,9	0,1	2,7
Norway	83	81	148	182,7	178,3	150	196	417	212,8	278,0	0,5	2,8
Germany	886	1.022	1.101	107,7	124,3	1.959	2.606	2.437	93,5	124,4	3,2	2,2
Poland	271	362	255	70,4	94,1	527	748	711	95,1	134,9	0,9	2,8
Portugal	28	42	38	90,5	135,7	76	89	98	110,1	128,9	0,1	2,6
Romania	167	93	156	167,7	93,4	391	172	322	187,2	82,4	0,4	2,1
Russian Federation	134	223	173	77,6	129,1	367	605	445	73,6	121,3	0,6	2,6
Slovakia	84	113	92	81,4	109,5	178	216	204	94,4	114,6	0,3	2,2
Slovenia	2.319	2.368	2.562	108,2	110,5	5.025	4.556	5.905	129,6	117,5	7,7	2,3
Serbia	5.760	4.554	5.883	129,2	102,1	14.979	11.984	16.159	134,8	107,9	21,2	2,7
Spain	124	131	116	88,5	93,5	297	264	225	85,2	75,8	0,3	1,9
Switzerland (including Liechtenstein)	323	321	267	83,2	82,7	709	696	607	87,2	85,6	0,8	2,3
Sweden	335	298	397	133,2	118,5	875	653	903	138,3	103,2	1,2	2,3
Turkey	1.962	2.286	1.485	65,0	75,7	4.825	5.764	3.595	62,4	74,5	4,7	2,4
United Kingdom	521	333	481	144,4	92,3	1.185	903	1.329	147,2	112,2	1,7	2,8
Ukraine	72	54	79	146,3	109,7	176	141	178	126,2	101,1	0,2	2,3
Other European countries	96	141	111	78,7	115,6	377	210	227	108,1	60,2	0,3	2,0
Egypt	59	69	46	66,7	78,0	93	142	152	107,0	163,4	0,2	3,3
South Africa	18	7	12	171,4	66,7	80	34	52	152,9	65,0	0,1	4,3
Other African countries	28	58	64	110,3	228,6	96	137	166	121,2	172,9	0,2	2,6
Canada	95	66	95	143,9	100,0	204	157	205	130,6	100,5	0,3	2,2
USA	710	759	920	121,2	129,6	1.422	1.465	1.755	119,8	123,4	2,3	1,9
Other Northern American countries	8	30	37	123,3	462,5	18	42	55	131,0	305,6	0,1	1,5
Brazil	19	48	44	91,7	231,6	30	121	120	99,2	400,0	0,2	2,7
Other Southern and Central American countries	121	160	117	73,1	96,7	222	243	186	76,5	83,8	0,2	1,6
Bahrain ¹⁾	231	286	281	98,3	121,6	613	977	987	101,0	161,0	1,3	3,5
India	22	35	54	154,3	245,5	70	89	187	210,1	267,1	0,2	3,5
Iran	22	9	19	211,1	86,4	55	16	65	406,3	118,2	0,1	3,4
Israel	39	66	31	47,0	79,5	72	157	72	45,9	100,0	0,1	2,3
Japan	119	188	131	69,7	110,1	221	234	185	79,1	83,7	0,2	1,4
Republic of Korea	1.098	1.148	1.377	119,9	125,4	1.260	1.204	1.626	135,0	129,0	2,1	1,2
Qatar ¹⁾	103	157	73	46,5	70,9	402	535	324	60,6	80,6	0,4	4,4
China	311	543	382	70,3	122,8	375	778	577	74,2	153,9	0,8	1,5
Kuwait	286	320	194	60,6	67,8	943	1.049	619	59,0	65,6	0,8	3,2
Malaysia ¹⁾	-	291	66	22,7	-	-	490	110	22,4	-	0,1	1,7
Oman ¹⁾	-	116	444	382,8	-	-	342	1.438	420,5	-	1,9	3,2
Saudi Arabia	183	146	147	100,7	80,3	448	395	450	113,9	100,4	0,6	3,1
United Arab Emirates ¹⁾	393	648	272	42,0	69,2	939	1.911	839	43,9	89,4	1,1	3,1
Other Asian countries	526	428	260	60,7	49,4	1.223	749	573	76,5	46,9	0,8	2,2
Australia	60	162	60	37,0	100,0	207	419	148	35,3	71,5	0,2	2,5
New Zealand	12	21	1	4,8	8,3	46	47	31	66,0	67,4	0,0	31,0
Other countries of Oceania	3	1	2	200,0	66,7	7	1	13	1300,0	185,7	0,0	6,5

*data for the previous period are revised

Foreign tourist nights and arrivals, by country of residence, February 2017

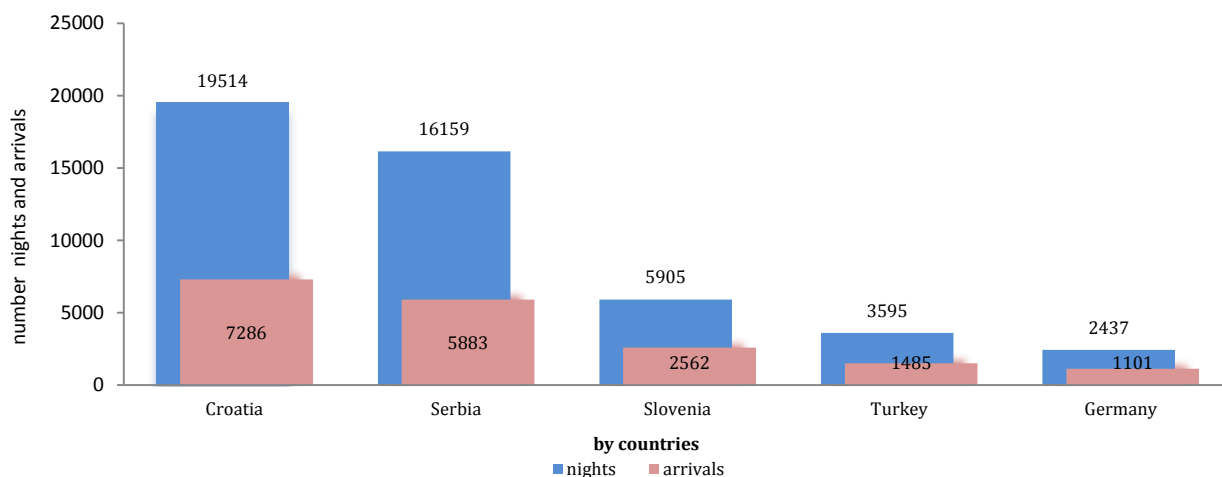


Table 3: Tourist arrivals and nights according to the classification of activities ¹⁾

	Arrivals					Nights					II 2017
	II 2016	I 2017	II 2017	Indices II 2017 I 2017	Indices II 2017 II 2016	II 2016	I 2017	II 2017	Indices II 2017 I 2017	Indices II 2017 II 2016	Structure of nights %
Total	52.269	55.318	56.042	101,3	107,2	109.842	124.527	121.770	97,8	110,9	100,0
Hotels and similar accommodation	50.015	52.476	53.704	102,3	107,4	103.841	116.224	114.790	98,8	110,5	94,3
Holiday and other short-stay accommodation	1.574	1.979	1.618	81,8	102,8	3.103	4.700	3.601	76,6	116,0	3,0
Camps and camping grounds	-	33	30	90,9	-	-	54	57	105,6	-	0,0
Other accommodation	680	830	690	83,1	101,5	2.898	3.549	3.322	93,6	114,6	2,7
Domestic tourist	23.642	21.971	24.827	113,0	105,0	42.018	43.259	45.375	104,9	108,0	37,3
Hotels and similar accommodation	22.370	20.468	23.500	114,8	105,1	38.921	40.064	41.731	104,2	107,2	34,3
Holiday and other short-stay accommodation	824	1.005	852	84,8	103,4	1.001	1.567	1.419	90,6	141,8	1,2
Camps and camping grounds	-	15	15	100,0	-	-	17	19	111,8	-	0,0
Other accommodation	448	483	460	95,2	102,7	2.096	1.611	2.206	136,9	105,2	1,8
Foreign tourist	28.627	33.347	31.215	93,6	109,0	67.824	81.268	76.395	94,0	112,6	62,7
Hotels and similar accommodation	27.645	32.008	30.204	94,4	109,3	64.920	76.160	73.059	95,9	112,5	60,0
Holiday and other short-stay accommodation	750	974	766	78,6	102,1	2.102	3.133	2.182	69,6	103,8	1,8
Camps and camping grounds	-	18	15	83,3	-	-	37	38	102,7	-	0,0
Other accommodation	232	347	230	66,3	99,1	802	1.938	1.116	57,6	139,2	0,9

¹⁾ The Classification of Economic Activities of BiH 2010

*data for the previous period are revised

Table 4: Tourist arrivals and nights, by organisation of tourist arrivals

	Individual arrangement						Organised trip					
	Arrivals tourist			Nights tourist			Arrivals tourist			Nights tourist		
	II 2016	II 2017	Indeksi II 2017 II 2016	II 2016	II 2017	Indeksi II 2017 II 2016	II 2016	II 2017	Indeksi II 2017 II 2016	II 2016	II 2017	Indeksi II 2017 II 2016
Total	43.443	46.332	106,7	68.335	99.594	145,7	8.826	9.710	110,0	16.774	22.176	132,2
Domestic tourist	20.955	21.346	101,9	36.671	37.890	103,3	2.687	3.481	129,5	5.347	7.485	140,0
Foreign tourist	22.488	24.986	111,1	31.664	61.704	194,9	6.139	6.229	101,5	11.427	14.691	128,6

NOTES ON METHODOLOGY

The purpose of the statistical survey

The purpose of the statistical survey is to monitor the tourist activity realised in commercial accommodation establishments and to provide internationally comparable BiH's statistics of tourism in accordance with current EU Regulations for the tourism statistics.

Observation units

Observation units are all business entities /legal units which are, by the main activity, registered in accommodation activity (division 55 - KD BiH 2010), persons as well as households that rent accommodation establishments to tourists. For the purpose of the survey, Classification of Activities in Bosnia and Herzegovina - KD BiH 2010 was used, and it is fully compliant with the European Classification of Economic Activities - NACE Rev. 2.

Coverage

Reporting units are all business entities (enterprises, entrepreneurs, institutions, associations etc.) and parts thereof engaged in providing accommodation servi in tourism registered according to the CA BiH 2010 under section : 55.1 (hotels and similar accommodation), 55.2 (holiday and other short - stay accommodation), 55.3 (camps and camping grounds), 55.9 (other accommodation), health institutions for their facilities in which persons stay for medical rehabilitation (costs are on persons themselves), business entities and parts thereof engaged in tourist stay in rural households, houses, camps, apartments and rooms directly rented by private persons/households. Survey covers the entire territory of Bosnia and Herzegovina.

Source and methods of data collection

Data on turnover of tourists (number of tourist arrivals and tourist nights) are collected from regular monthly report (TU-11 form). Reports are usually made on the basis of reception records in guest books, entities and their parts engaged in organising and arranging of tourists.

Definitions

Tourism means the activity of visitors taking a trip to a main destination outside their usual environment for less than a year, for leisure, business or other personal purpose other than to be employed by a resident entity in the place visited.

Tourist is every person who, outside his place of permanent residence, spends one night in a hotel or some other accommodation facility for reasons of rest, recreation, health, study, sport, religion, family, business, public tasks or meeting.

Residence is a place where a person came with the intention of permanent stay. Tourist is registered in every place or establishment where he stays and, therefore, in case he/she changes the place or establishment, he/she must register again, which results in data ambiguity. Consequently, the statistics register the number of tourist arrivals and not the number of tourists.

Domestic tourist is a person with permanent residence in the BiH who spends at least one night in a hotel or same other accommodation establishment outside their place or residence.

Foreign tourist is every person with permanent residence outside in BiH who temporarily resides in BiH and who spends at least one night in a hotel or same other accommodation establishment.

Tourist arrivals refer to the number of persons (tourists) who arrived and registered their stay in an accommodation establishment.

Tourist nights refer to every registered overnight stay of a person (tourist) in an accommodation establishment.

Accommodation capacities are presented as the number of rooms, apartments and camping sites, and the number of permanent beds.

Permanent beds are those that are regularly ready-made for renting to guests.

Occupancy rate of permanent beds (net) in the reference period is obtained by dividing the total number of nights by the number of beds on offer and the number of days when the beds are actually available for use during the reference period. The data are expressed as a percentage.

Organization of tourist arrivals represent the way of organising touristic arrangements. Depending on the way of organising, touristic arrangement can be individual or organised (travel agencier).

Symbols

- no occurrence

0,0 value not zero but less than 0,05 unit of measure use

Published and printed by the Agency for Statistics of the Bosnia and Herzegovina, 71000 Sarajevo, Zelenih beretki 26

Phone: +387 (33) 911 911 · Telefax: +387 (33) 220 622
E-mail : bhas@bhas.ba · Web site: <http://www.bhas.ba>

Person responsible: M.Sc. Velimir Jukić, director
Prepared by: Ms. Azra Demirović- Bander

First Release data are also published on the Internet
