



FIRST RELEASE



Users are kindly requested to mention the data source

GODINA XI

SARAJEVO, 15.03.2017.

BROJ 1

TOURISM STATISTICS

Tourism in BiH, January 2017

In January 2017 tourists realised 55,318 tourist arrivals in Bosnia and Hercegovina which represent the decrease by 24,4% as compared to December 2016 and increase by 11,6% as compared to January 2016. Tourists realised 124,527 tourist nights which represent the decrease by 9.7% as compared to December 2016 and increase by 9.9% as compared to January 2016. Domestic tourists share of total number of overnight stays was 34.7% and foreign tourists share was 65.3%.

The number of domestic tourist nights decreased by 28.0% as compared to December 2016 and decreased by 3.2% as compared to January 2016. Foreign tourist nights increased by 4.4% as compared to December 2016 and increased by 18.4% as compared to January 2016.

Concerning the structure of foreign tourist nights in January 2017, the most of them (65.6%) were realised by tourists from: Croatia (33.5%), Serbia (14.7%), Turkey (7.1%), Slovenia (5.6%) and Montenegro (4.7%). Tourists from other countries realised 34.4% of tourist nights.

Regarding the average detention of foreign tourist stays in our country on the first place comes: Malta with average stay by 13.0 nights, South Africa with 4.9 nights, Bahrain and Qatar by 3.4 nights, Kuwait with 3.3 nights, and Denmark with 3.2 nights.

Available rooms, apartments and camping sites for tourists in Bosnia and Herzegovina in January 2017 amounted to 17,319, which is 16.9% increase compared to January 2016. Number of available beds was 36,538 beds, which is increase by 18.2%, compared to the same month of 2016.

In January 2017, in the activity - Hotels and similar accommodation, number of rooms and apartments available to tourists amounted to 15,451 which is an increase of 14.7% compared to January 2016., and number of available beds amounted to 31,459 which is an increase of 14.2%, compared to the same month of the previous year.

Net occupancy rate of permanent beds in January 2017 was 11.6%.

According to the type of accommodation facility the highest number of nights was recorded in Hotels and similar accommodation with share of 93.3%.

Tourist nights by months January 2016 - January 2017

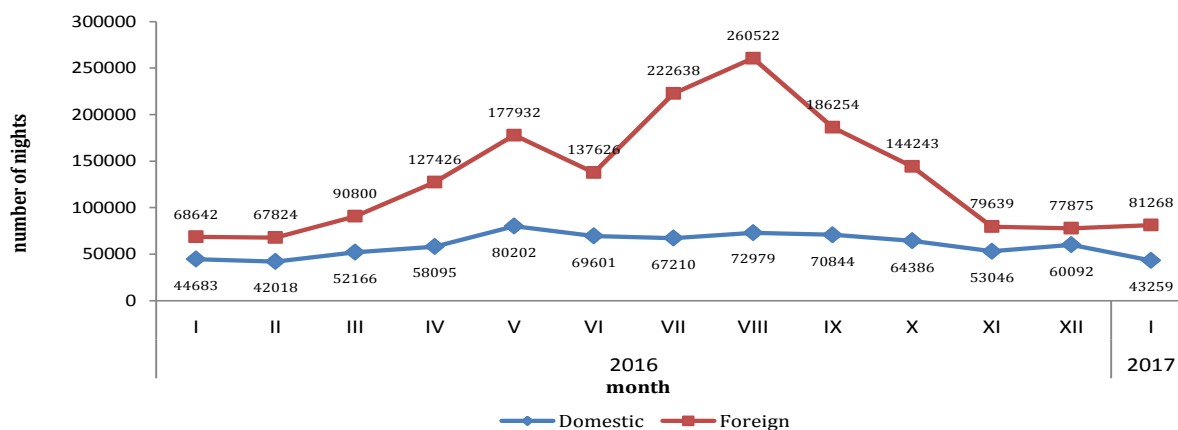


Table 1: Tourist arrivals and nights

	Arrivals					Nights					I 2017	
	I 2016	XII 2016	I 2017	Indices I 2017 XII 2016	Indices I 2017 I 2016	I 2016	XII 2016	I 2017	Indices I 2017 XII 2016	Indices I 2017 I 2016	Structure of nights %	Average number of nights by arrivals
TOTAL	49.568	73.181	55.318	75,6	111,6	113.325	137.967	124.527	90,3	109,9	100,0	2,3
Domestic	21.845	35.715	21.971	61,5	100,6	44.683	60.092	43.259	72,0	96,8	34,7	2,0
Foreign	27.723	37.466	33.347	89,0	120,3	68.642	77.875	81.268	104,4	118,4	65,3	2,4

Tourist arrivals by months, January 2016 - January 2017

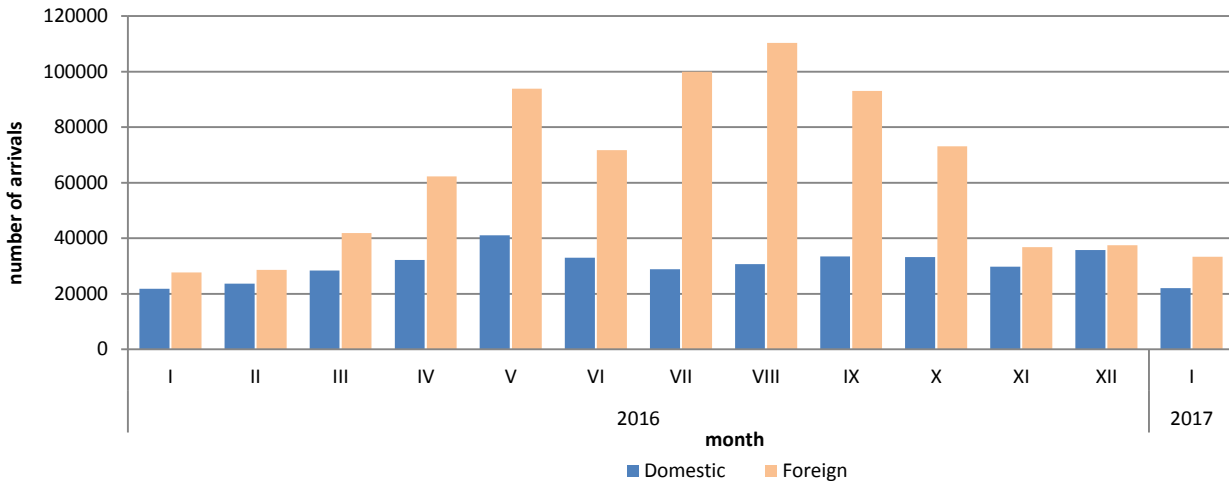


Table 2: Foreign tourist arrivals and nights, by country of residence

	Arrivals					Nights					I 2017	
	I 2016	XII 2016	I 2017	Indices I 2017 XII 2016	Indices I 2017 I 2016	I 2016	XII 2016	I 2017	Indices I 2017 XII 2016	Indices I 2017 I 2016	Structure of nights %	Average number of nights by arrivals
TOTAL	27.723	37.466	33.347	89,0	120,3	68.642	77.875	81.268	104,4	118,4	100,0	2,4
Albania	77	465	205	44,1	266,2	164	683	409	59,9	249,4	0,5	2,0
Austria	1.074	1.059	830	78,4	77,3	1.959	2.087	1.559	74,7	79,6	1,9	1,9
Belgium	98	77	91	118,2	92,9	269	165	199	120,6	74,0	0,2	2,2
Bulgaria	389	387	367	94,8	94,3	1.058	813	821	101,0	77,6	1,0	2,2
Montenegro	1.296	1.326	1.307	98,6	100,8	4.202	2.433	3.833	157,5	91,2	4,7	2,9
Czech Republic	98	201	181	90,0	184,7	212	398	375	94,2	176,9	0,5	2,1
Denmark	76	79	64	81,0	84,2	165	251	207	82,5	125,5	0,3	3,2
Estonia	3	-	8	-	266,7	9	-	22	-	244,4	0,0	2,8
Finland	22	30	17	56,7	77,3	55	65	29	44,6	52,7	0,0	1,7
France	163	266	197	74,1	120,9	410	636	479	75,3	116,8	0,6	2,4
Greece	42	83	62	74,7	147,6	107	141	122	86,5	114,0	0,2	2,0
Netherlands	243	483	274	56,7	112,8	462	2.623	636	24,2	137,7	0,8	2,3
Croatia	7.150	8.060	9.870	122,5	138,0	19.316	16.930	27.247	160,9	141,1	33,5	2,8
Ireland	50	111	44	39,6	88,0	163	249	115	46,2	70,6	0,1	2,6
Iceland	1	8	4	50,0	400,0	1	13	12	92,3	1200,0	0,0	3,0
Italy	1.026	1.669	1.065	63,8	103,8	2.285	3.847	2.276	59,2	99,6	2,8	2,1
Cyprus	2	12	11	91,7	550,0	2	24	20	83,3	1000,0	0,0	1,8

(continued on next page)

(continued)

	Arrivals					Nights					I 2017	
	I 2016	XII 2016	I 2017	Indices I 2017 XII 2016	Indices I 2017 I 2016	I 2016	XII 2016	I 2017	Indices I 2017 XII 2016	Indices I 2017 I 2016	Structure of nights %	Average number of nights by arrivals
Latvia	3	5	7	140,0	233,3	8	7	14	200,0	175,0	0,0	2,0
Lithuania	11	13	10	76,9	90,9	23	24	18	75,0	78,3	0,0	1,8
Luxembourg	11	14	13	92,9	118,2	18	33	31	93,9	172,2	0,0	2,4
Hungary	225	300	274	91,3	121,8	608	667	624	93,6	102,6	0,8	2,3
FYR of Macedonia	282	697	260	37,3	92,2	762	1.628	657	40,4	86,2	0,8	2,5
Malta	-	15	2	13,3	-	-	36	26	72,2	-	0,0	13,0
Norway	63	86	81	94,2	128,6	134	202	196	97,0	146,3	0,2	2,4
Germany	1.184	1.340	1.022	76,3	86,3	2.425	3.076	2.606	84,7	107,5	3,2	2,5
Poland	199	246	362	147,2	181,9	319	606	748	123,4	234,5	0,9	2,1
Portugal	11	28	42	150,0	381,8	23	93	89	95,7	387,0	0,1	2,1
Romania	97	185	93	50,3	95,9	177	424	172	40,6	97,2	0,2	1,8
Russian Federation	221	162	223	137,7	100,9	683	342	605	176,9	88,6	0,7	2,7
Slovakia	54	116	113	97,4	209,3	96	192	216	112,5	225,0	0,3	1,9
Slovenia	2.052	3.677	2.368	64,4	115,4	3.938	7.928	4.556	57,5	115,7	5,6	1,9
Serbia	3.995	5.703	4.554	79,9	114,0	10.440	10.277	11.984	116,6	114,8	14,7	2,6
Spain	92	131	131	100,0	142,4	189	267	264	98,9	139,7	0,3	2,0
Switzerland (including Liechtenstein)	288	397	321	80,9	111,5	723	801	696	86,9	96,3	0,9	2,2
Sweden	268	318	298	93,7	111,2	526	661	653	98,8	124,1	0,8	2,2
Turkey	2.527	1.467	2.286	155,8	90,5	6.316	2.978	5.764	193,6	91,3	7,1	2,5
United Kingdom	264	382	333	87,2	126,1	717	851	903	106,1	125,9	1,1	2,7
Ukraine	68	57	54	94,7	79,4	224	121	141	116,5	62,9	0,2	2,6
Other European countries	107	139	141	101,4	131,8	404	290	210	72,4	52,0	0,3	1,5
Egypt	60	39	69	176,9	115,0	122	108	142	131,5	116,4	0,2	2,1
South Africa	3	11	7	63,6	233,3	14	36	34	94,4	242,9	0,0	4,9
Other African countries	59	45	58	128,9	98,3	207	161	137	85,1	66,2	0,2	2,4
Canada	91	72	66	91,7	72,5	238	198	157	79,3	66,0	0,2	2,4
USA	566	616	759	123,2	134,1	1.206	1.171	1.465	125,1	121,5	1,8	1,9
Other Northern American countries	5	14	30	214,3	600,0	21	30	42	140,0	200,0	0,1	1,4
Brazil	47	43	48	111,6	102,1	119	97	121	124,7	101,7	0,1	2,5
Other Southern and Central American countries	62	91	160	175,8	258,1	147	165	243	147,3	165,3	0,3	1,5
Bahrain ¹⁾	270	142	286	201,4	105,9	817	514	977	190,1	119,6	1,2	3,4
India	24	28	35	125,0	145,8	54	66	89	134,8	164,8	0,1	2,5
Iran	7	32	9	28,1	128,6	19	66	16	24,2	84,2	0,0	1,8
Israel	34	66	66	100,0	194,1	133	210	157	74,8	118,0	0,2	2,4
Japan	219	112	188	167,9	85,8	246	141	234	166,0	95,1	0,3	1,2
Republic of Korea	683	1.159	1.148	99,1	168,1	706	1.252	1.204	96,2	170,5	1,5	1,0
Qatar ¹⁾	218	64	157	245,3	72,0	659	235	535	227,7	81,2	0,7	3,4
China	119	351	543	154,7	456,3	211	540	778	144,1	368,7	1,0	1,4
Kuwait	398	144	320	222,2	80,4	1.222	602	1.049	174,3	85,8	1,3	3,3
Malaysia ¹⁾	-	-	291	-	-	-	-	490	-	-	0,6	1,7
Oman ¹⁾	-	-	116	-	-	-	-	342	-	-	0,4	2,9
Saudi Arabia United Arab Emirates ¹⁾	209	148	146	98,6	69,9	503	373	395	105,9	78,5	0,5	2,7
Other Asian countries	382	1.314	648	49,3	169,6	1.215	4.065	1.911	47,0	157,3	2,4	2,9
Australia	268	3.032	428	14,1	159,7	636	4.624	749	16,2	117,8	0,9	1,8
New Zealand	154	121	162	133,9	105,2	501	316	419	132,6	83,6	0,5	2,6
Other countries of Oceania	11	20	21	105,0	190,9	43	35	47	134,3	109,3	0,1	2,2
	2	8	1	12,5	50,0	11	8	1	12,5	9,1	0,0	1,0

¹⁾The 2017 Bahrain, Qatar, Malaysia, Oman, United Arab Emirates are shown separately from Other Asian countries and presented individually.

Foreign tourist nights and arrivals, by country of residence, January 2017

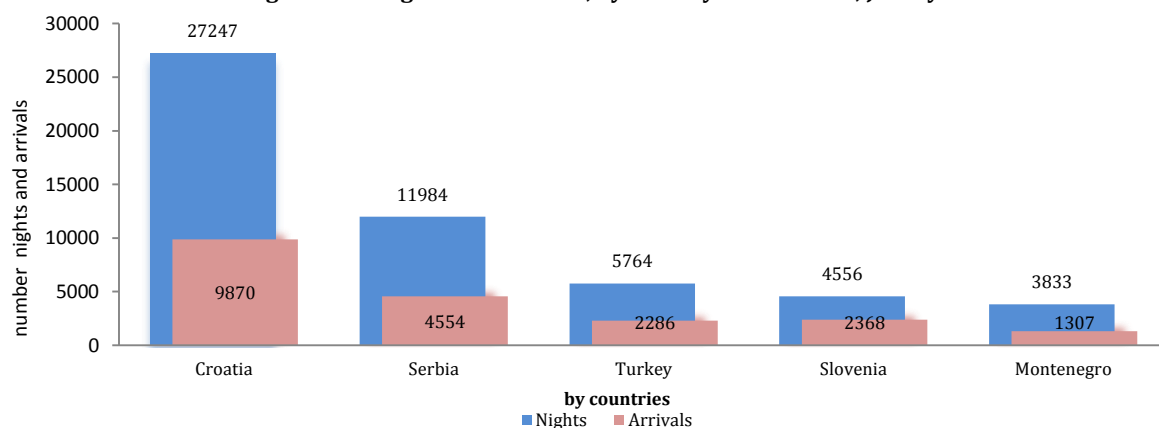


Table 3: Tourist arrivals and nights according to the classification of activities ¹⁾

	Arrivals					Nights					I 2017
	I 2016	XII 2016	I 2017	Indices I 2017 XII 2016	Indices I 2017 I 2016	I 2016	XII 2016	I 2017	Indices I 2017 XII 2016	Indices I 2017 I 2016	Structure of nights %
Total	49.568	73.181	55.318	75,6	111,6	113.325	137.967	124.527	90,3	109,9	100,0
Hotels and similar accommodation	46.743	69.419	52.476	75,6	112,3	105.418	128.231	116.224	90,6	110,3	93,3
Holiday and other short-stay accommodation	1.956	2.396	1.976	82,5	101,0	4.084	4.783	4.688	98,0	114,8	3,8
Camps and camping grounds	-	164	33	20,1	-	-	228	54	23,7	-	-
Other accommodation	869	1.202	833	69,3	95,9	3.823	4.725	3.561	75,4	93,1	2,9
Domestic	21.845	35.715	21.971	61,5	100,6	44.683	60.092	43.259	72,0	96,8	34,7
Hotels and similar accommodation	20.436	33.537	20.468	61,0	100,2	41.426	54.308	40.064	73,8	96,7	32,2
Holiday and other short-stay accommodation	890	1.370	1.002	73,1	112,6	1.396	2.351	1.555	66,1	111,4	1,2
Camps and camping grounds	-	25	15	60,0	-	-	29	17	58,6	-	-
Other accommodation	519	783	486	62,1	93,6	1.861	3.404	1.623	47,7	87,2	1,3
Foreign	27.723	37.466	33.347	89,0	120,3	68.642	77.875	81.268	104,4	118,4	65,3
Hotels and similar accommodation	26.307	35.882	32.008	89,2	121,7	63.992	73.923	76.160	103,0	119,0	61,2
Holiday and other short-stay accommodation	1.066	1.026	974	94,9	91,4	2.688	2.432	3.133	128,8	116,6	2,5
Camps and camping grounds	-	139	18	12,9	-	-	199	37	18,6	-	-
Other accommodation	350	419	347	82,8	99,1	1.962	1.321	1.938	146,7	98,8	1,6

¹⁾ The Classification of Economic Activities of BiH 2010

Table 4: Tourist arrivals and nights, by organisation of tourist arrivals

	Individual arrangement						Organised trip					
	Arrivals tourist			Nights tourist			Arrivals tourist			Nights tourist		
	I 2016	I 2017	Indices I 2017 I 2016	I 2016	I 2017	Indices I 2017 I 2016	I 2016	I 2017	Indices I 2017 I 2016	I 2016	I 2017	Indices I 2017 I 2016
Total	41.015	44.392	108,2	93.711	100.089	106,8	8.553	10.926	127,7	19.614	24.438	124,6
Domestic	19.306	18.872	97,8	37.732	35.360	93,7	2.539	3.099	122,1	6.951	7.899	113,6
Foreign	21.709	25.520	117,6	55.979	64.729	115,6	6.014	7.827	130,1	12.663	16.539	130,6

NOTES ON METHODOLOGY

The purpose of the statistical survey

The purpose of the statistical survey is to monitor the tourist activity realised in commercial accommodation establishments and to provide internationally comparable BiH's statistics of tourism in accordance with current EU Regulations for the tourism statistics.

Observation units

Observation units are all business entities /legal units which are, by the main activity, registered in accommodation activity (division 55 - KD BiH 2010), persons as well as households that rent accommodation establishments to tourists. For the purpose of the survey, Classification of Activities in Bosnia and Herzegovina - KD BiH 2010 was used, and it is fully compliant with the European Classification of Economic Activities - NACE Rev. 2.

Coverage

Reporting units are all business entities (enterprises, entrepreneurs, institutions, associations etc.) and parts thereof engaged in providing accommodation services in tourism registered according to the CA BiH 2010 under section : 55.1 (hotels and similar accommodation), 55.2 (holiday and other short - stay accommodation), 55.3 (camps and camping grounds), 55.9 (other accommodation), health institutions for their facilities in which persons stay for medical rehabilitation (costs are on persons themselves), business entities and parts thereof engaged in tourist stay in rural households, houses, camps, apartments and rooms directly rented by private persons/households. Survey covers the entire territory of Bosnia and Herzegovina.

Source and methods of data collection

Data on turnover of tourists (number of tourist arrivals and tourist nights) are collected from regular monthly report (TU-11 form). Reports are usually made on the basis of reception records in guest books, entities and their parts engaged in organising and arranging of tourists.

Definitions

Tourism means the activity of visitors taking a trip to a main destination outside their usual environment for less than a year, for leisure, business or other personal purpose other than to be employed by a resident entity in the place visited.

Tourist is every person who, outside his place of permanent residence, spends one night in a hotel or some other accommodation facility for reasons of rest, recreation, health, study, sport, religion, family, business, public tasks or meeting.

Residence is a place where a person came with the intention of permanent stay. Tourist is registered in every place or establishment where he stays and, therefore, in case he/she changes the place or establishment, he/she must register again, which results in data ambiguity. Consequently, the statistics register the number of tourist arrivals and not the number of tourists.

Domestic tourist is a person with permanent residence in the BiH who spends at least one night in a hotel or same other accommodation establishment outside their place or residence.

Foreign tourist is every person with permanent residence outside in BiH who temporarily resides in BiH and who spends at least one night in a hotel or same other accommodation establishment.

Tourist arrivals refer to the number of persons (tourists) who arrived and registered their stay in an accommodation establishment.

Tourist nights refer to every registered overnight stay of a person (tourist) in an accommodation establishment.

Accommodation capacities are presented as the number of rooms, apartments and camping sites, and the number of permanent beds.

Permanent beds are those that are regularly ready-made for renting to guests.

Occupancy rate of permanent beds (net) in the reference period is obtained by dividing the total number of nights by the number of beds on offer and the number of days when the beds are actually available for use during the reference period. The data are expressed as a percentage.

Organization of tourist arrivals represent the way of organising touristic arrangements. Depending on the way of organising, touristic arrangement can be individual or organised (travel agency).

Symbols

- no occurrence

0,0 value not zero but less than 0,05 unit of measure use

Published and printed by the Agency for Statistics of the Bosnia and Herzegovina, 71000 Sarajevo, Zelenih beretki 26

Phone: +387 (33) 911 911 · Telefax: +387 (33) 220 622
E-mail : bhas@bhas.ba · Web site: <http://www.bhas.ba>

Person responsible: M.Sc. Velimir Jukić, director
Prepared by: Ms. Azra Demirović- Bander

First Release data are also published on the Internet
