



FIRST RELEASE



Users are kindly requested to mention the data source

YEAR X

SARAJEVO, 26.01.2017.

NUMBER 10

TOURISM STATISTICS

Cumulative data, January – November 2016

In the period from January - November 2016 tourists realised 1,075,349 tourists arrivals which represent the increase by 11.2% and 2,238, 776 overnight stays which is increase by 10.3% as compared to the same period of 2015.

The number of domestic tourist nights increased by 1.7% and number of foreign tourist nights increased by 14.5% as compared to the same period of 2015. Domestic tourist's share of total number of overnight stays was 30.2% and foreign tourists share was 69.8%.

Concerning the structure of foreign tourist nights , most of them (48.4%) were realised by tourists from Croatia (11.4%), Turkey (8.3%), Serbia (8.2%), Italy (6.5%), Slovenia (5.7%), Poland (4.3%) and Germany (4.0%). Tourists from other countries realised 51.6% of tourist nights.

Regarding the average detention of foreign tourist stays, on the first place comes Malta with average stay of 5.6 nights, South Africa 3.9 nights, Ireland and Lithuania by 3.5 nights and Kuwait 3.4 nights.

According to the type of accommodation facility the highest number of nights was recorded in Hotels and similar accommodation with share of 92.4%.

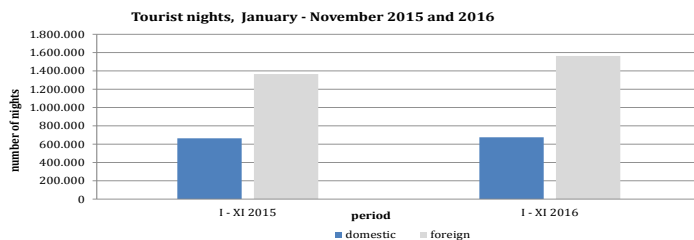


Table1: Tourist arrivals and nights

	ARRIVALS			NIGHTS			I - XI 2016	
	I - XI 2015	I - XI 2016	Indices $\frac{I - XI 2016}{I - XI 2015}$	I - XI 2015	I - XI 2016	Indices $\frac{I - XI 2016}{I - XI 2015}$	Structure of nights %	Average number of nights by arrivals
TOTAL	966,870	1,075,349	111.2	2,029,110	2,238,776	110.3	100.0	2.1
Domestic tourist	318,737	335,926	105.4	664,096	675,230	101.7	30.2	2.0
Foreign tourist	648,133	739,423	114.1	1,365,014	1,563,546	114.5	69.8	2.1

Foreign tourist nights by country of residence January - November 2015 and 2016

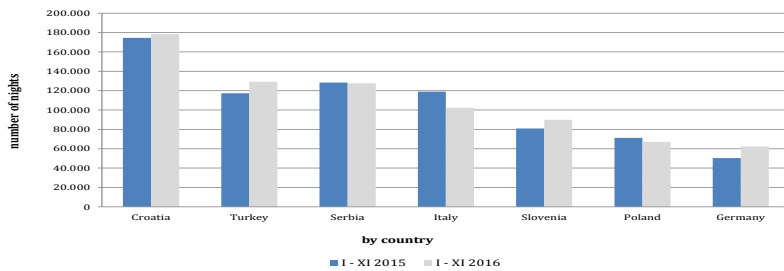


Table 2 : Foreign tourist arrivals and nights by country of residence

	ARRIVALS			NIGHTS			I - XI 2016	
	I - XI 2015	I - XI 2016	Indices $\frac{I - XI 2016}{I - XI 2015}$	I - XI 2015	I - XI 2016	Indices $\frac{I - XI 2016}{I - XI 2015}$	Structure of nights %	Average number of nights by arrivals
TOTAL	648,133	739,423	114.1	1,365,014	1,563,546	114.5	100.0	2.1
Albania	2,768	3,181	114.9	5,427	6,011	110.8	0.4	1.9
Austria	17,786	19,625	110.3	32,593	36,915	113.3	2.4	1.9
Belgium	3,757	3,611	96.1	8,408	8,880	105.6	0.6	2.5
Bulgaria	5,913	6,174	104.4	10,284	10,728	104.3	0.7	1.7
Montenegro	9,597	10,945	114.0	22,462	27,088	120.6	1.7	2.5
Czech Republic	4,948	4,847	98.0	10,434	9,519	91.2	0.6	2.0
Denmark	2,896	3,203	110.6	6,549	7,861	120.0	0.5	2.5
Estonia	338	406	120.1	723	810	112.0	0.1	2.0
Finland	1,744	1,600	91.7	3,494	3,176	90.9	0.2	2.0
France	15,479	13,790	89.1	48,663	38,962	80.1	2.5	2.8
Greece	5,502	6,129	111.4	11,188	12,213	109.2	0.8	2.0
Netherlands	8,369	9,508	113.6	17,708	22,226	125.5	1.4	2.3
Croatia	77,746	77,994	100.3	174,626	178,337	102.1	11.4	2.3
Ireland	3,646	3,287	90.2	10,022	11,564	115.4	0.7	3.5
Iceland	214	241	112.6	531	682	128.4	0.0	2.8

(continued on next page)

(continued)

	ARRIVALS			NIGHTS			I - XI 2016	
	I - XI 2015	I - XI 2016	Indices <u>I-XI 2016</u> I - XI 2015	I - XI 2015	I - XI 2016	Indices <u>I-XI 2016</u> I - XI 2015	Structure of nights %	Average number of nights by arrivals
Italy	48,892	40,254	82.3	118,955	102,319	86.0	6.5	2.5
Cyprus	394	788	200.0	929	1,205	129.7	0.1	1.5
Latvia	783	619	79.1	2,363	1,620	68.6	0.1	2.6
Lithuania	1,371	1,008	73.5	2,489	3,484	140.0	0.2	3.5
Luxembourg	266	444	166.9	540	988	183.0	0.1	2.2
Hungary	7,996	9,365	117.1	17,583	18,475	105.1	1.2	2.0
FYR of Macedonia	6,258	6,710	107.2	11,502	14,241	123.8	0.9	2.1
Malta	686	560	81.6	3,945	3,122	79.1	0.2	5.6
Norway	4,016	3,765	93.8	9,217	8,438	91.5	0.5	2.2
Germany	24,278	27,639	113.8	50,310	62,460	124.2	4.0	2.3
Poland	31,425	31,284	99.6	71,184	67,187	94.4	4.3	2.1
Portugal	1,093	2,010	183.9	1,870	3,143	168.1	0.2	1.6
Romania	3,100	4,152	133.9	6,631	9,372	141.3	0.6	2.3
Russian Federation	3,244	3,799	117.1	7,403	7,954	107.4	0.5	2.1
Slovakia	2,575	2,220	86.2	5,218	4,522	86.7	0.3	2.0
Slovenia	42,857	46,811	109.2	80,935	89,841	111.0	5.7	1.9
Serbia	61,328	63,552	103.6	128,290	127,545	99.4	8.2	2.0
Spain	9,259	8,238	89.0	17,213	17,952	104.3	1.1	2.2
Switzerland (including Liechtenstein)	6,859	8,194	119.5	13,681	17,033	124.5	1.1	2.1
Sweden	7,947	9,578	120.5	18,833	21,675	115.1	1.4	2.3
Turkey	68,528	81,691	119.2	117,283	129,193	110.2	8.3	1.6
United Kingdom	9,484	9,841	103.8	20,898	21,960	105.1	1.4	2.2
Ukraine	1,022	1,176	115.1	2,342	2,585	110.4	0.2	2.2
Other European countries	3,012	3,576	118.7	7,680	9,036	117.7	0.6	2.5
Egypt	617	893	144.7	1,631	2,203	135.1	0.1	2.5
South Africa	268	236	88.1	1,124	917	81.6	0.1	3.9
Other African countries	1,214	1,189	97.9	3,629	2,915	80.3	0.2	2.5
Canada	3,821	4,357	114.0	7,222	8,560	118.5	0.5	2.0
USA	17,842	20,369	114.2	37,440	44,635	119.2	2.9	2.2
Other Northern American countries	652	388	59.5	1,263	840	66.5	0.1	2.2
Brazil	3,133	2,463	78.6	5,979	4,321	72.3	0.3	1.8
Other Southern and Central American countries	3,102	4,099	132.1	5,674	8,401	148.1	0.5	2.0
India	853	1,972	231.2	1,898	3,978	209.6	0.3	2.0
Iran	418	271	64.8	1,041	639	61.4	0.0	2.4
Israel	2,823	2,681	95.0	5,215	5,214	100.0	0.3	1.9
Japan	6,681	6,011	90.0	9,842	8,009	81.4	0.5	1.3
China	9,582	12,915	134.8	12,340	16,052	130.1	1.0	1.2
Republic of Korea	29,166	40,744	139.7	33,157	45,682	137.8	2.9	1.1
Kuwait	10,873	14,425	132.7	36,304	49,357	136.0	3.2	3.4
Saudi Arabia	9,054	18,225	201.3	21,421	44,421	207.4	2.8	2.4
Other Asian countries	32,975	67,669	205.2	85,899	180,364	210.0	11.5	2.7
Australia	6,645	7,297	109.8	11,661	14,272	122.4	0.9	2.0
New Zealand	693	751	108.4	1,230	1,330	108.1	0.1	1.8
Other countries of Oceania	345	653	189.3	638	1,114	174.6	0.1	1.7

Structure of tourists nights according to the classification of activity 1) January - November 2015. i 2016.

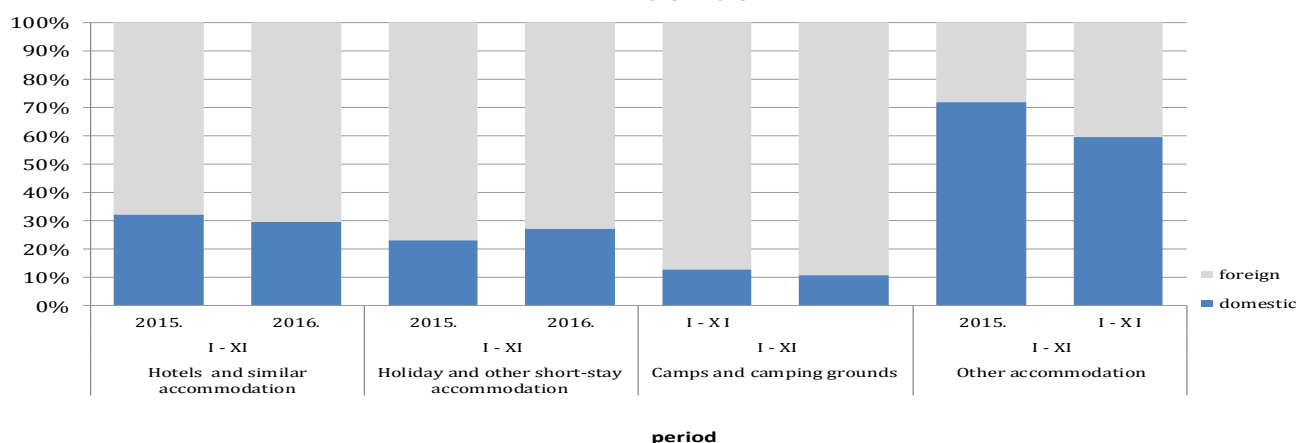


Table 3 :Tourist arrivals and nights according to the classification of activities 1)

	ARRIVALS			NIGHTS			I - XI 2016
	I - XI 2015	I - XI 2016	Indices $\frac{I - XI 2016}{I - XI 2015}$	I - XI 2015	I - XI 2016	Indices $\frac{I - XI 2016}{I - XI 2015}$	Structure of nights %
TOTAL	966,870	1,075,349	111.2	2,029,110	2,238,776	110.3	100.0
Hotels and similar accommodation	908,755	1,008,018	110.9	1,889,017	2,068,980	109.5	92.4
Holiday and other short-stay accommodation	33,690	36,014	106.9	70,838	76,614	108.2	3.4
Camps and camping grounds	10,525	11,926	113.3	15,437	21,080	136.6	0.9
Other accommodation	13,900	19,391	139.5	53,818	72,102	134.0	3.2
Domestic tourists	318,737	335,926	105.4	664,096	675,230	101.7	30.2
Hotels and similar accommodation	298,437	312,578	104.7	607,161	609,056	100.3	27.2
Holiday and other short-stay accommodation	10,026	12,365	123.3	16,310	20,920	128.3	0.9
Camps and camping grounds	1,712	1,970	115.1	1,983	2,246	113.3	0.1
Other accommodation	8,562	9,013	105.3	38,642	43,008	111.3	1.9
Foreign tourist	648,133	739,423	114.1	1,365,014	1,563,546	114.5	69.8
Hotels and similar accommodation	610,318	695,440	113.9	1,281,856	1,459,924	113.9	65.2
Holiday and other short-stay accommodation	23,664	23,649	99.9	54,528	55,694	102.1	2.5
Camps and camping grounds	8,813	9,956	113.0	13,454	18,834	140.0	0.8
Other accommodation	5,338	10,378	194.4	15,176	29,094	191.7	1.3

1) The Classification of Economic Activities of BiH 2010

NOTES ON METHODOLOGY

The purpose of the statistical survey

The purpose of the statistical survey is to monitor the tourist activity realised in commercial accommodation establishments and to provide internationally comparable BiH's statistics of tourism in accordance with current EU Regulations for the tourism statistics.

Observation units

Observation units are all business entities /legal units which are, by the main activity, registered in accommodation activity (division 55 - KD BiH 2010), persons as well as households that rent accommodation establishments to tourists. For the purpose of the survey, Classification of Activities in Bosnia and Herzegovina - KD BiH 2010 was used, and it is fully compliant with the European Classification of Economic Activities - NACE Rev. 2.

Coverage

Reporting units are all business entities (enterprises, entrepreneurs, institutions, associations etc.) and parts thereof engaged in providing accommodation services in tourism registered according to the CA BiH 2010 under section : 55.1 (hotels and similar accommodation), 55.2 (holiday and other short - stay accommodation), 55.3 (camps and camping grounds), 55.9 (other accommodation), health institutions for their facilities in which persons stay for medical rehabilitation (costs are on persons themselves), business entities and parts thereof engaged in tourist stay in rural households, houses, camps, apartments and rooms directly rented by private persons/households. Survey covers the entire territory of Bosnia and Herzegovina.

Source and methods of data collection

Data on turnover of tourists (number of tourist arrivals and tourist nights) are collected from regular monthly report (TU-11 form). Reports are usually made on the basis of reception records in guest books, entities and their parts engaged in organising and arranging of tourists.

Definitions

Tourism means the activity of visitors taking a trip to a main destination outside their usual environment for less than a year, for leisure, business or other personal purpose other than to be employed by a resident entity in the place visited.

Tourist is every person who, outside his place of permanent residence, spends one night in a hotel or some other accommodation facility for reasons of rest, recreation, health, study, sport, religion, family, business, public tasks or meeting.

Residence is a place where a person came with the intention of permanent stay. Tourist is registered in every place or establishment where he stays and, therefore, in case he/she changes the place or establishment, he/she must register again, which results in data ambiguity. Consequently, the statistics register the number of tourist arrivals and not the number of tourists.

Domestic tourist is a person with permanent residence in the BiH who spends at least one night in a hotel or same other accommodation establishment outside their place or residence.

Foreign tourist is every person with permanent residence outside in BiH who temporarily resides in BiH and who spends at least one night in a hotel or same other accommodation establishment.

Symbols

- no occurrence

0,0 value not zero but less than 0,05 unit of measure use

Published and printed by the Agency for Statistics of the Bosnia and Herzegovina, 71000 Sarajevo, Zelenih beretki 26

Phone: +387 (33) 911 911 · Telefax: +387 (33) 220 622

E-mail : bhas@bhas.ba · Web site: <http://www.bhas.ba>

Person responsible: M.Sc. Velimir Jukić, director

Prepared by: Ms. Jasmina Omić

First Release data are also published on the Internet
