



FIRST RELEASE



Users are kindly requested to mention the data source

GODINA X

SARAJEVO, 06.07.2017.

BROJ 5

TOURISM STATISTICS Tourism in BIH, May 2017

In May 2017 tourists realised 137,884 tourist arrivals in Bosnia and Hercegovina which represent the increase by 23.4% as compared to April 2017 and increase by 2.3% as compared to May 2016. Tourists realised 267,341 tourist nights which represent the increase by 24.3% as compared to April 2017 and increase by 3.6% as compared to May 2016. Domestic tourists share of total number of overnight stays was 33,0% and foreign tourists share was 67,0%.

The number of domestic tourist nights increased by 47,9% as compared to April 2017 and increased by 9.9% as compared to May 2016. Foreign tourist nights increased by 15.2% as compared to April 2017 and increased by 0.7% as compared to May 2016.

Concerning the structure of foreign tourist nights in May 2017, the most of them (43.0%) were realised by tourists from: Turkey (13.4%), Croatia (7.5%), Serbia (7.0%), Italy (5.9%), Slovenia (4.8%) and Republic of Korea (4.4%). Tourists from other countries realised 57.0% of tourist nights.

Regarding the average detention of foreign tourist stays in our country on the first place comes: Ireland with average stay by 3.7 nights, Kuwait 3.6 nights, Romania 3.5 nights, Egypt 3.0 nights and Malta 2.9, Estonia and Bahrain by 2.9 nights.

Available rooms, apartments and camping sites for tourists in Bosnia and Herzegovina in May 2017 amounted to 18,789, which is 13.1% increase compared to May 2016. Number of available beds was 39,904 beds, which is increase by 12,2%, compared to the same month of 2016.

In May 2017, in the activity - Hotels and similar accommodation, number of rooms and apartments available to tourists amounted to 16,410, which is an increase of 13.0% compared to May 2016., and number of available beds amounted to 33,291 which is an increase of 12.7%, compared to the same month of the previous year. Net occupancy rate of permanent beds was 23.7%.

According to the type of accommodation facility the highest number of nights was recorded in Hotels and similar accommodation with share of 93.5%.

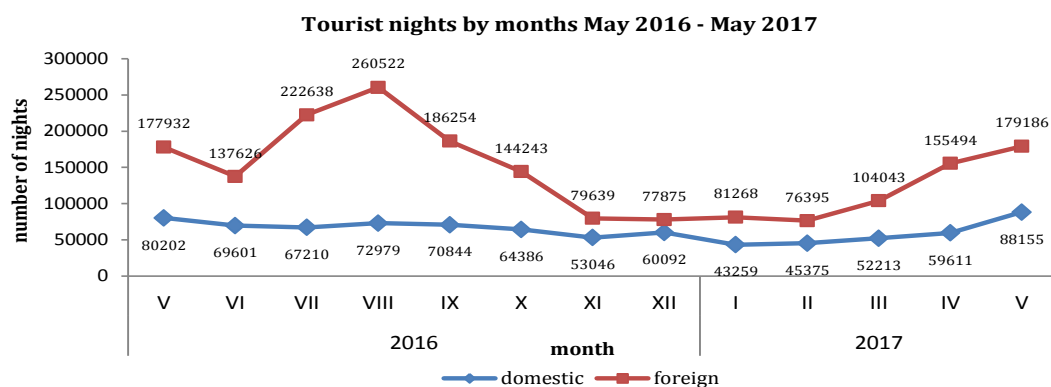
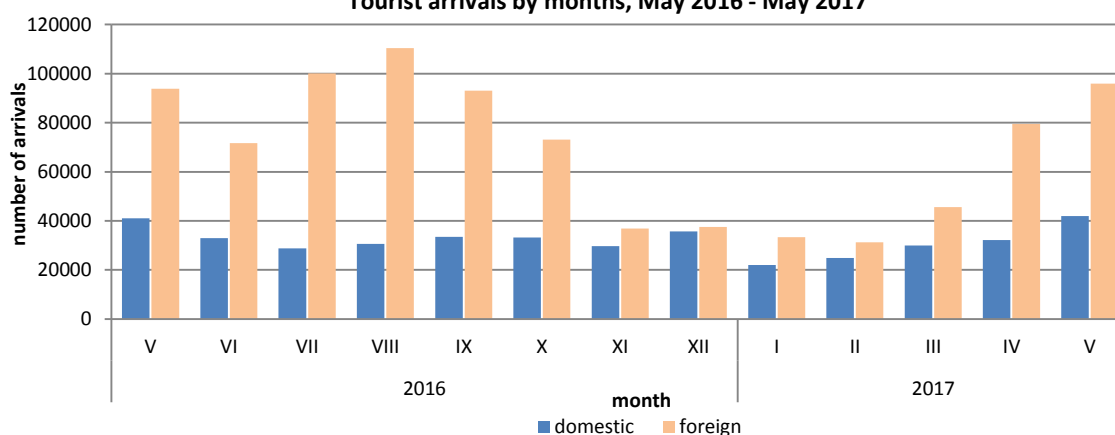


Table 1: Tourist arrivals and nights

	Arrivals					Nights					V 2017	
	V 2016	IV 2017	V 2017	Indices V 2017 IV 2017	Indices V 2017 V 2016	V 2016	IV 2017	V 2017	Indices V 2017 IV 2017	Indices V 2017 V 2016	Structure of nights %	Average number of nights by arrivals
TOTAL	134.849	111.720	137.884	123,4	102,3	258.134	215.105	267.341	124,3	103,6	100,0	1,9
Domestic tourist	40.996	32.193*	41.933	130,3	102,3	80.202	59.611*	88.155	147,9	109,9	33,0	2,1
Foreign tourist	93.853	79.527	95.951	120,7	102,2	177.932	155.494	179.186	115,2	100,7	67,0	1,9

* correct data

Tourist arrivals by months, May 2016 - May 2017

Table 2: Foreign tourist arrivals and nights, by country of residence

	Arrivals					Nights					V 2017	
	V 2016	IV 2017	V 2017	Indices V 2017 IV 2017	Indices V 2017 V 2016	V 2016	IV 2017	V 2017	Indices V 2017 IV 2017	Indices V 2017 V 2016	Structure of nights %	Average number of nights by arrivals
TOTAL	93.853	79.527	95.951	120,7	102,2	177.932	155.494	179.186	115,2	100,7	100,0	1,9
Albania	367	352	523	148,6	142,5	664	618	960	155,3	144,6	0,5	1,8
Austria	2.325	2.668	2.766	103,7	119,0	4.327	4.958	5.230	105,5	120,9	2,9	1,9
Belgium	464	693	675	97,4	145,5	1.268	1.418	1.257	88,6	99,1	0,7	1,9
Bulgaria	1.117	1.199	1.487	124,0	133,1	1.768	1.664	2.336	140,4	132,1	1,3	1,6
Montenegro	1.258	1.267	1.453	114,7	115,5	2.764	2.509	2.950	117,6	106,7	1,6	2,0
Czech Republic	369	354	583	164,7	158,0	737	661	1.010	152,8	137,0	0,6	1,7
Denmark	274	455	408	89,7	148,9	728	1.038	980	94,4	134,6	0,5	2,4
Estonia	30	45	23	51,1	76,7	66	145	67	46,2	101,5	0,0	2,9
Finland	239	231	299	129,4	125,1	445	461	494	107,2	111,0	0,3	1,7
France	2.169	1.218	2.281	187,3	105,2	5.630	2.577	5.997	232,7	106,5	3,3	2,6
Greece	543	542	189	34,9	34,8	1.092	926	378	40,8	34,6	0,2	2,0
Netherlands	1.306	1.044	1.648	157,9	126,2	3.101	3.609	4.576	126,8	147,6	2,6	2,8
Croatia	7.752	8.729	6.790	77,8	87,6	14.963	18.613	13.523	72,7	90,4	7,5	2,0
Ireland	540	314	572	182,2	105,9	2.455	1.161	2.134	183,8	86,9	1,2	3,7
Iceland	12	34	7	20,6	58,3	24	59	9	15,3	37,5	0,0	1,3

(continued on next page)

(continued)

	Arrivals					Nights					V 2017	
	V 2016	IV 2017	V 2017	Indices V 2017 IV 2017	Indices V 2017 V 2016	V 2016	IV 2017	V 2017	Indices V 2017 IV 2017	Indices V 2017 V 2016	Structure of nights %	Average number of nights by arrivals
Italy	3614	5121	4024	78,6	111,3	11392	11572	10529	91,0	92,4	5,9	2,6
Cyprus	23	21	93	442,9	404,3	54	46	125	271,7	231,5	0,1	1,3
Latvia	25	28	25	89,3	100,0	40	49	41	83,7	102,5	0,0	1,6
Lithuania	114	89	141	158,4	123,7	295	144	179	124,3	60,7	0,1	1,3
Luxembourg	45	21	40	190,5	88,9	98	49	75	153,1	76,5	0,0	1,9
Hungary	1.138	826	947	114,6	83,2	1.842	1.453	1.808	124,4	98,2	1,0	1,9
FYR of Macedonia	987	908	966	106,4	97,9	1.993	1.774	1.791	101,0	89,9	1,0	1,9
Malta	11	9	12	133,3	109,1	32	36	35	97,2	109,4	0,0	2,9
Norway	414	517	430	83,2	103,9	854	1.228	1.055	85,9	123,5	0,6	2,5
Germany	3.181	3.879	3.530	91,0	111,0	6.630	8.598	7.271	84,6	109,7	4,1	2,1
Poland	2.797	1.406	3.508	249,5	125,4	4.779	2.061	6.341	307,7	132,7	3,5	1,8
Portugal	76	135	339	251,1	446,1	139	267	564	211,2	405,8	0,3	1,7
Romania	410	618	554	89,6	135,1	822	1.698	1.957	115,3	238,1	1,1	3,5
Russian Federation	325	432	489	113,2	150,5	699	735	1.062	144,5	151,9	0,6	2,2
Slovakia	239	259	270	104,2	113,0	670	593	417	70,3	62,2	0,2	1,5
Slovenia	5.132	5.192	5.181	99,8	101,0	7.643	8.481	8.530	100,6	111,6	4,8	1,6
Serbia	7.265	6.224	7.148	114,8	98,4	13.461	10.638	12.476	117,3	92,7	7,0	1,7
Spain	386	705	710	100,7	183,9	702	1.249	1.261	101,0	179,6	0,7	1,8
Switzerland (including Liechtenstein)	1.062	1.013	1.012	99,9	95,3	2.079	2.130	2.048	96,2	98,5	1,1	2,0
Sweden	987	1.065	1.100	103,3	111,4	2.097	2.313	2.567	111,0	122,4	1,4	2,3
Turkey	20.734	7.743	15.705	202,8	75,7	32.163	13.817	23.984	173,6	74,6	13,4	1,5
United Kingdom	1.084	852	1.413	165,8	130,4	2.678	1.972	3.509	177,9	131,0	2,0	2,5
Ukraine	176	178	174	97,8	98,9	375	368	316	85,9	84,3	0,2	1,8
Other European countries	290	183	339	185,2	116,9	590	326	685	210,1	116,1	0,4	2,0
Egypt	164	99	66	66,7	40,2	372	236	197	83,5	53,0	0,1	3,0
South Africa	23	80	38	47,5	165,2	115	293	53	18,1	46,1	0,0	1,4
Other African countries	88	129	156	120,9	177,3	225	394	460	116,8	204,4	0,3	2,9
Canada	467	386	651	168,7	139,4	868	653	1.251	191,6	144,1	0,7	1,9
USA	2.378	1.634	3.121	191,0	131,2	4.927	3.551	6.811	191,8	138,2	3,8	2,2
Other Northern American countries	37	57	155	271,9	418,9	87	122	219	179,5	251,7	0,1	1,4
Brazil	398	196	478	243,9	120,1	774	373	837	224,4	108,1	0,5	1,8
Other Southern and Central American countries	345	280	636	227,1	184,3	583	618	1.266	204,9	217,2	0,7	2,0
Bahrain ¹⁾	471	518	414	79,9	87,9	1.406	1.440	1.184	82,2	84,2	0,7	2,9
India	267	172	191	111,0	71,5	438	472	396	83,9	90,4	0,2	2,1
Iran	13	26	25	96,2	192,3	30	109	50	45,9	166,7	0,0	2,0
Israel	242	925	440	47,6	181,8	378	2.558	869	34,0	229,9	0,5	2,0
Japan	930	622	937	150,6	100,8	1.151	792	1.229	155,2	106,8	0,7	1,3
Republic of Korea	5.455	5.171	7.264	140,5	133,2	6.342	5.534	7.913	143,0	124,8	4,4	1,1
Qatar ¹⁾	205	320	149	46,6	72,7	668	1.014	379	37,4	56,7	0,2	2,5
China	1.985	1.880	3.797	202,0	191,3	2.368	2.187	4.384	200,5	185,1	2,4	1,2
Kuwait	1.441	646	804	124,5	55,8	4.384	2.205	2.922	132,5	66,7	1,6	3,6
Saudi Arabia	2.065	1.333	1.202	90,2	58,2	4.781	3.009	3.058	101,6	64,0	1,7	2,5
United Arab Emirates ¹⁾	2.974	3.194	1.382	43,3	46,5	7.449	9.272	3.604	38,9	48,4	2,0	2,6
Other Asian countries (including Malaysia i Oman)	3.615	4.988	5.127	102,8	141,8	6.757	7.991	9.585	119,9	141,9	5,3	1,9
- Malaysia ²⁾	-	2.213	1.988	89,8	-	-	2.637	2.963	112,4	-	1,7	1,5
- Oman ²⁾	-	1.145	1.138	99,4	-	-	2.532	2.882	113,8	-	1,6	2,5
Australia	781	246	929	377,6	119,0	1.393	536	1.766	329,5	126,8	1,0	1,9
New Zealand	112	25	114	456,0	101,8	140	44	192	436,4	137,1	0,1	1,7
Other countries of Oceania	117	31	21	67,7	17,9	137	77	34	44,2	24,8	0,0	1,6

1) The 2016 Bahrain, Qatar and United Arab Emirates are separately from Other Asian countries and presented individually

2) The 2017 Malaysia and Oman are separately from Other Asian countries and presented individually

Foreign tourist nights and arrivals, by country of residence, May 2017

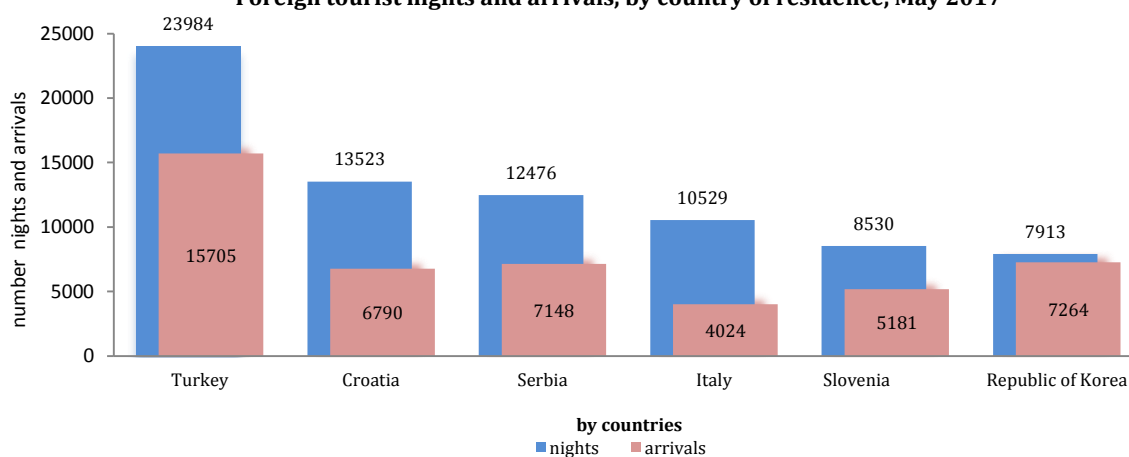


Table 3: Tourist arrivals and nights according to the classification of activities ¹⁾

	Arrivals					Nights					V 2017
	V 2016	IV 2017	V 2017	Indices V 2017 IV 2017	Indices V 2017 V 2016	V 2016	IV 2017	V 2017	Indices V 2017 IV 2017	Indices V 2017 V 2016	Structure of nights %
Total	134.849	111.720	137.884	123,4	102,3	258.134	215.105	267.341	124,3	103,6	100,0
Hotels and similar accommodation	127.719	105.367	131.210	124,5	102,7	240.956	199.696	249.940	125,2	103,7	93,5
Holiday and other short-stay accommodation	3.397	4.069	3.861	94,9	113,7	7.112	8.547	8.644	101,1	121,5	3,2
Camps and camping grounds	1.425	283	1.066	376,7	74,8	2.391	477	1.764	369,8	73,8	0,7
Other accommodation	2.308	2.001	1.747	87,3	75,7	7.675	6.385	6.993	109,5	91,1	2,6
Domestic tourist	40.996	32.193	41.933	130,3	102,3	80.202	59.611	88.155	147,9	109,9	33,0
Hotels and similar accommodation	38.650	29.892*	39.486	132,1	102,2	73.406	53.783*	80.858	150,3	110,2	30,2
Holiday and other short-stay accommodation	1.172	1.248	1.262	101,1	107,7	1.905	2.016	2.138	106,1	112,2	0,8
Camps and camping grounds	151	44	19	43,2	12,6	151	52	29	55,8	19,2	0,0
Other accommodation	1.023	1.009	1.166	115,6	114,0	4.740	3.760	5.130	136,4	108,2	1,9
Foreign tourist	93.853	79.527	95.951	120,7	102,2	177.932	155.494	179.186	115,2	100,7	67,0
Hotels and similar accommodation	89.069	75.475	91.724	121,5	103,0	167.550	145.913	169.082	115,9	100,9	63,2
Holiday and other short-stay accommodation	2.225	2.821	2.599	92,1	116,8	5.207	6.531	6.506	99,6	124,9	2,4
Camps and camping grounds	1.274	239	1.047	438,1	82,2	2.240	425	1.735	408,2	77,5	0,6
Other accommodation	1.285	992	581	58,6	45,2	2.935	2.625	1.863	71,0	63,5	0,7

¹⁾ The Classification of Economic Activities of BiH 2010

*correct data

Table 4: Tourist arrivals and nights, by organisation of tourist arrivals

	Individual arrangement						Organised trip					
	Arrivals tourist			Nights tourist			Arrivals tourist			Nights tourist		
	V 2016	V 2017	Indeksi V 2017 V 2016	V 2016	V 2017	Indeksi V 2017 V 2016	V 2016	V 2017	Indeksi V 2017 V 2016	V 2016	V 2017	Indeksi V 2017 V 2016
Total	82.288	80.748	98,1	158.907	160.215	100,8	52.561	57.136	108,7	99.227	107.126	108,0
Domestic tourist	30.088	28.540	94,9	55.774	56.723	101,7	10.908	13.393	122,8	24.428	31.432	128,7
Foreign tourist	52.200	52.208	100,0	103.133	103.492	100,3	41.653	43.743	105,0	74.799	75.694	101,2

NOTES ON METHODOLOGY

The purpose of the statistical survey

The purpose of the statistical survey is to monitor the tourist activity realised in commercial accommodation establishments and to provide internationally comparable BiH's statistics of tourism in accordance with current EU Regulations for the tourism statistics.

Observation units

Observation units are all business entities /legal units which are, by the main activity, registered in accommodation activity (division 55 - KD BiH 2010), persons as well as households that rent accommodation establishments to tourists. For the purpose of the survey, Classification of Activities in Bosnia and Herzegovina - KD BiH 2010 was used, and it is fully compliant with the European Classification of Economic Activities - NACE Rev. 2.

Coverage

Reporting units are all business entities (enterprises, entrepreneurs, institutions, associations etc.) and parts thereof engaged in providing accommodation servi in tourism registered according to the CA BiH 2010 under section : 55.1 (hotels and similar accommodation), 55.2 (holiday and other short - stay accommodation), 55.3 (camps and camping grounds), 55.9 (other accommodation), health institutions for their facilities in which persons stay for medical rehabilitation (costs are on persons themselves), business entities and parts thereof engaged in tourist stay in rural households, houses, camps, apartments and rooms directly rented by private persons/households. Survey covers the entire territory of Bosnia and Herzegovina.

Source and methods of data collection

Data on turnover of tourists (number of tourist arrivals and tourist nights) are collected from regular monthly report (TU-11 form). Reports are usually made on the basis of reception records in guest books, entities and their parts engaged in organising and arranging of tourists.

Definitions

Tourism means the activity of visitors taking a trip to a main destination outside their usual environment for less than a year, for leisure, business or other personal purpose other than to be employed by a resident entity in the place visited.

Tourist is every person who, outside his place of permanent residence, spends one night in a hotel or some other accommodation facility for reasons of rest, recreation, health, study, sport, religion, family, business, public tasks or meeting.

Residence is a place where a person came with the intention of permanent stay. Tourist is registered in every place or establishment where he stays and, therefore, in case he/she changes the place or establishment, he/she must register again, which results in data ambiguity. Consequently, the statistics register the number of tourist arrivals and not the number of tourists.

Domestic tourist is a person with permanent residence in the BiH who spends at least one night in a hotel or same other accommodation establishment outside their place or residence.

Foreign tourist is every person with permanent residence outside in BiH who temporarily resides in BiH and who spends at least one night in a hotel or same other accommodation establishment.

Tourist arrivals refer to the number of persons (tourists) who arrived and registered their stay in an accommodation establishment.

Tourist nights refer to every registered overnight stay of a person (tourist) in an accommodation establishment.

Accommodation capacities are presented as the number of rooms, apartments and camping sites, and the number of permanent beds.

Permanent beds are those that are regularly ready-made for renting to guests.

Occupancy rate of permanent beds (net) in the reference period is obtained by dividing the total number of nights by the number of beds on offer and the number of days when the beds are actually available for use during the reference period. The data are expressed as a percentage.

Symbols

- no occurrence

0,0 value not zero but less than 0,05 unit of measure use

Published and printed by the Agency for Statistics of the Bosnia and Herzegovina, 71000 Sarajevo, Zelenih beretki 26

Phone: +387 (33) 911 911 · Telefax: +387 (33) 220 622

E-mail : bhas@bhas.ba · Web site: <http://www.bhas.ba>

Person responsible: M.Sc. Velimir Jukić, director

Prepared by: Ms. Azra Demirović

First Release data are also published on the Internet
