



FIRST RELEASE



Users are kindly requested to mention the data source

GODINA X

SARAJEVO, 10.08.2017.

BROJ 6

TOURISM STATISTICS Tourism in BIH, June 2017

In June 2017 tourists realised 125,616 tourist arrivals in Bosnia and Hercegovina which represent the decrease by 8.9% as compared to May 2017 and increase by 20.0% as compared to June 2016. Tourists realised 243,477 tourist nights which represent the decrease by 8.9% as compared to May 2017 and increase by 17.5% as compared to June 2016. Domestic tourists share of total number of overnight stays was 27.4% and foreign tourists share was 72.6%.

The number of domestic tourist nights decreased by 24.4% as compared to May 2017 and decreased by 4.2% as compared to June 2016. Foreign tourist nights decreased by 1.3% as compared to May 2017 and increased by 28.5% as compared to June 2016.

Concerning the structure of foreign tourist nights in June 2017, the most of them (48.7%) were realised by tourists from: Serbia (9.4%), Poland (9.3%), Croatia (7.9%), Italy (6.5%), Turkey (5.5%), Slovenia (5.2%) and USA (4.9%). Tourists from other countries realised 53.1% of tourist nights.

Regarding the average detention of foreign tourist stays in our country on the first place comes: Ireland with average stay by 3.9 nights, Qatar 3.4 nights, Bahrain 3.3 nights, Kuwait and Iran by 3.2 nights and Romania 3.1 nights.

Available rooms, apartments and camping sites for tourists in Bosnia and Herzegovina in June 2017 amounted to 18,966, which is 12.7% increase compared to June 2016. Number of available beds was 40,493 beds, which is increase by 12.1%, compared to the same month of 2016.

In June 2017, in the activity - Hotels and similar accommodation, number of rooms and apartments available to tourists amounted to 16,406, which is an increase of 12.4% compared to June 2016., and number of available beds amounted to 33,374 which is an increase of 12.4%, compared to the same month of the previous year. Net occupancy rate of permanent beds was 21.8%.

According to the type of accommodation facility the highest number of nights was recorded in Hotels and similar accommodation with share of 91.1%.

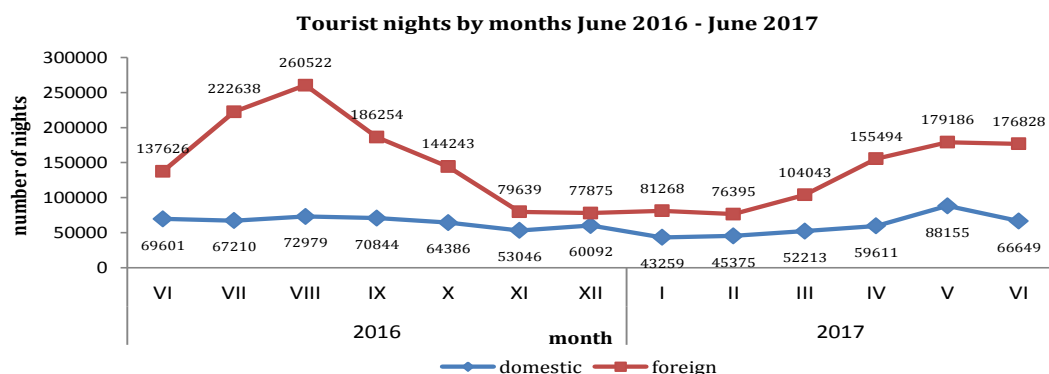
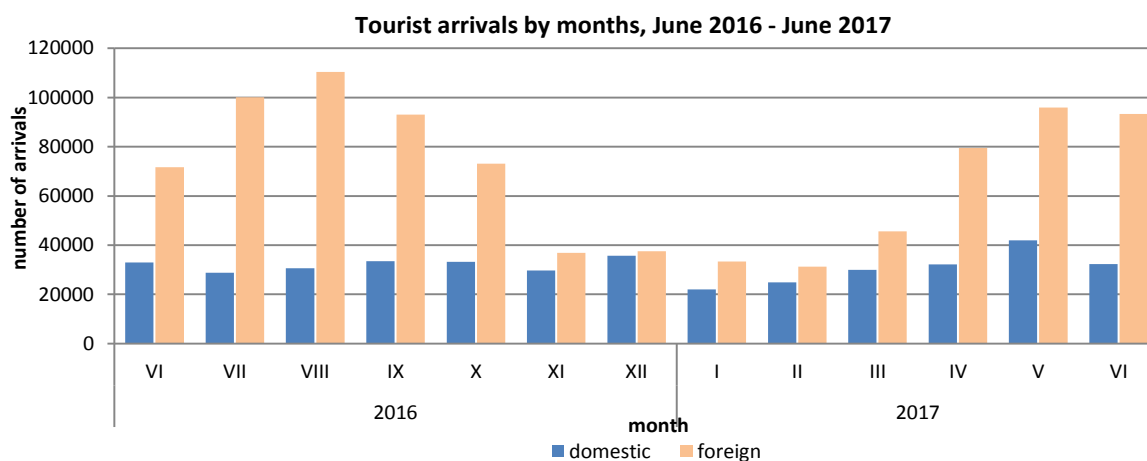


Table 1: Tourist arrivals and nights

	Arrivals					Nights					VI 2017	
	VI 2016	V 2017	VI 2017	Indices VI 2017 V 2017	Indices VI 2017 VI 2016	VI 2016	V 2017	VI 2017	Indices VI 2017 V 2017	Indices VI 2017 VI 2016	Structure of nights %	Average number of nights by arrivals
TOTAL	104.702	137.884	125.616	91,1	120,0	207.227	267.341	243.477	91,1	117,5	100,0	1,9
Domestic tourist	33.017	41.933	32.267	76,9	97,7	69.601	88.155	66.649	75,6	95,8	27,4	2,1
Foreign tourist	71.685	95.951	93.349	97,3	130,2	137.626	179.186	176.828	98,7	128,5	72,6	1,9


Table 2: Foreign tourist arrivals and nights, by country of residence

	Arrivals					Nights					VI 2017	
	VI 2016	V 2017	VI 2017	Indices VI 2017 V 2017	Indices VI 2017 VI 2016	VI 2016	V 2017	VI 2017	Indices VI 2017 V 2017	Indices VI 2017 VI 2016	Structure of nights %	Average number of nights by arrivals
TOTAL	71.685	95.951	93.349	97,3	130,2	137.626	179.186	176.828	98,7	128,5	100,0	1,9
Albania	258	523	186	35,6	72,1	441	960	387	40,3	87,8	0,2	2,1
Austria	1.660	2.766	2.375	85,9	143,1	2.735	5.230	4.403	84,2	161,0	2,5	1,9
Belgium	298	675	677	100,3	227,2	1.215	1.257	1.792	142,6	147,5	1,0	2,6
Bulgaria	690	1.487	995	66,9	144,2	1.296	2.336	1.392	59,6	107,4	0,8	1,4
Montenegro	1.031	1.453	1.036	71,3	100,5	2.701	2.950	2.431	82,4	90,0	1,4	2,3
Czech Republic	494	583	614	105,3	124,3	1.025	1.010	1.201	118,9	117,2	0,7	2,0
Denmark	226	408	333	81,6	147,3	509	980	859	87,7	168,8	0,5	2,6
Estonia	50	23	44	191,3	88,0	97	67	95	141,8	97,9	0,1	2,2
Finland	177	299	203	67,9	114,7	340	494	490	99,2	144,1	0,3	2,4
France	1.706	2.281	2.145	94,0	125,7	3.951	5.997	6.315	105,3	159,8	3,6	2,9
Greece	1.244	189	595	314,8	47,8	2.571	378	1.124	297,4	43,7	0,6	1,9
Netherlands	882	1.648	1.319	80,0	149,5	1.569	4.576	3.374	73,7	215,0	1,9	2,6
Croatia	6.062	6.790	7.658	112,8	126,3	10.800	13.523	13.968	103,3	129,3	7,9	1,8
Ireland	364	572	417	72,9	114,6	1.164	2.134	1.615	75,7	138,7	0,9	3,9
Iceland	30	7	7	100,0	23,3	42	9	9	100,0	21,4	0,0	1,3

(continued on next page)

(continued)

	Arrivals					Nights					VI 2017	
	VI 2016	V 2017	VI 2017	Indices VI 2017 V 2017	Indices VI 2017 VI 2016	VI 2016	V 2017	VI 2017	Indices VI 2017 V 2017	Indices VI 2017 VI 2016	Structure of nights %	Average number of nights by arrivals
Italy	4935	4024	4585	113,9	92,9	13694	10529	11509	109,3	84,0	6,5	2,5
Cyprus	16	93	33	35,5	206,3	32	125	45	36,0	140,6	0,0	1,4
Latvia	127	25	48	192,0	37,8	402	41	133	324,4	33,1	0,1	2,8
Lithuania	189	141	119	84,4	63,0	380	179	166	92,7	43,7	0,1	1,4
Luxembourg	34	40	42	105,0	123,5	60	75	78	104,0	130,0	0,0	1,9
Hungary	688	947	1.411	149,0	205,1	1.273	1.808	2.935	162,3	230,6	1,7	2,1
FYR of Macedonia	797	966	712	73,7	89,3	1.491	1.791	1.118	62,4	75,0	0,6	1,6
Malta	9	12	26	216,7	288,9	24	35	64	182,9	266,7	0,0	2,5
Norway	354	430	579	134,7	163,6	817	1.055	1.390	131,8	170,1	0,8	2,4
Germany	2.279	3.530	3.360	95,2	147,4	4.671	7.271	7.118	97,9	152,4	4,0	2,1
Poland	4.521	3.508	7.214	205,6	159,6	9.525	6.341	16.380	258,3	172,0	9,3	2,3
Portugal	149	339	212	62,5	142,3	218	564	354	62,8	162,4	0,2	1,7
Romania	545	554	422	76,2	77,4	954	1.957	1.314	67,1	137,7	0,7	3,1
Russian Federation	427	489	519	106,1	121,5	852	1.062	1.076	101,3	126,3	0,6	2,1
Slovakia	218	270	305	113,0	139,9	339	417	514	123,3	151,6	0,3	1,7
Slovenia	4.982	5.181	5.394	104,1	108,3	11.490	8.530	9.198	107,8	80,1	5,2	1,7
Serbia	7.326	7.148	8.258	115,5	112,7	12.520	12.476	16.585	132,9	132,5	9,4	2,0
Spain	1.132	710	1.362	191,8	120,3	2.661	1.261	2.616	207,5	98,3	1,5	1,9
Switzerland (including Liechtenstein)	616	1.012	700	69,2	113,6	1.084	2.048	1.513	73,9	139,6	0,9	2,2
Sweden	746	1.100	828	75,3	111,0	1.899	2.567	1.688	65,8	88,9	1,0	2,0
Turkey	7.334	15.705	6.886	43,8	93,9	10.847	23.984	9.696	40,4	89,4	5,5	1,4
United Kingdom	1.189	1.413	1.519	107,5	127,8	2.750	3.509	3.538	100,8	128,7	2,0	2,3
Ukraine	115	174	188	108,0	163,5	267	316	346	109,5	129,6	0,2	1,8
Other European countries	253	339	194	57,2	76,7	539	685	386	56,4	71,6	0,2	2,0
Egypt	57	66	66	100,0	115,8	97	197	129	65,5	133,0	0,1	2,0
South Africa	21	38	52	136,8	247,6	89	53	74	139,6	83,1	0,0	1,4
Other African countries	55	156	123	78,8	223,6	96	460	396	86,1	412,5	0,2	3,2
Canada	569	651	755	116,0	132,7	1.058	1.251	1.442	115,3	136,3	0,8	1,9
USA	2.356	3.121	3.979	127,5	168,9	5.985	6.811	8.583	126,0	143,4	4,9	2,2
Other Northern American countries	58	155	63	40,6	108,6	115	219	107	48,9	93,0	0,1	1,7
Brazil	281	478	629	131,6	223,8	495	837	1.059	126,5	213,9	0,6	1,7
Other Southern and Central American countries	464	636	814	128,0	175,4	1.024	1.266	1.651	130,4	161,2	0,9	2,0
Bahrain ¹⁾	72	414	173	41,8	240,3	210	1.184	565	47,7	269,0	0,3	3,3
India	190	191	211	110,5	111,1	469	396	413	104,3	88,1	0,2	2,0
Iran	18	25	35	140,0	194,4	33	50	112	224,0	339,4	0,1	3,2
Israel	238	440	987	224,3	414,7	414	869	1.821	209,6	439,9	1,0	1,8
Japan	1.123	937	1.175	125,4	104,6	1.358	1.229	1.554	126,4	114,4	0,9	1,3
Republic of Korea	6.088	7.264	7.530	103,7	123,7	6.747	7.913	8.352	105,5	123,8	4,7	1,1
Qatar ¹⁾	32	149	40	26,8	125,0	73	379	137	36,1	187,7	0,1	3,4
China	2.345	3.797	5.955	156,8	253,9	2.975	4.384	6.678	152,3	224,5	3,8	1,1
Kuwait	285	804	509	63,3	178,6	798	2.922	1.652	56,5	207,0	0,9	3,2
Saudi Arabia	279	1.202	594	49,4	212,9	624	3.058	1.223	40,0	196,0	0,7	2,1
United Arab Emirates ¹⁾	422	1.382	1.840	133,1	436,0	1.130	3.604	4.528	125,6	400,7	2,6	2,5
Other Asian countries (including Malaysia i Oman)	1.370	5.127	2.784	54,3	203,2	2.466	9.585	4.413	46,0	179,0	2,5	1,6
- Malaysia ²⁾	-	1.988	520	26,2	-	-	2.963	616	20,8	-	0,3	1,2
- Oman ²⁾	-	1.138	282	24,8	-	-	2.882	640	22,2	-	0,4	2,3
Australia	1.014	929	1.302	140,2	128,4	1.800	1.766	2.331	132,0	129,5	1,3	1,8
New Zealand	172	114	184	161,4	107,0	279	192	325	169,3	116,5	0,2	1,8
Other countries of Oceania	23	21	29	138,1	126,1	46	34	68	200,0	147,8	0,0	2,3

1) The 2016 Bahrain, Qatar and United Arab Emirates are separately from Other Asian countries and presented individually

2) The 2017 Malaysia and Oman are separately from Other Asian countries and presented individually

Foreign tourist nights and arrivals, by country of residence, June 2017

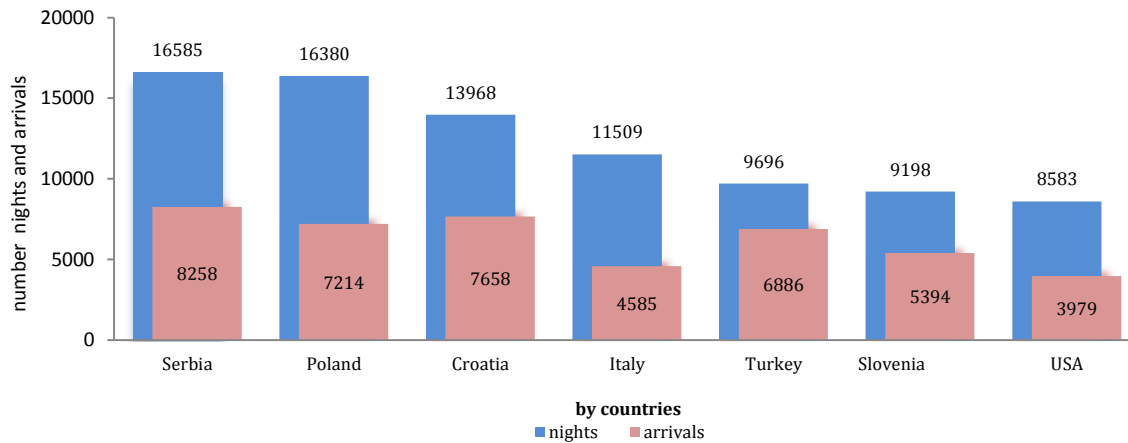


Table 3: Tourist arrivals and nights according to the classification of activities ¹⁾

	Arrivals					Nights					VI 2017
	VI 2016	V 2017	VI 2017	Indices VI 2017 V 2017	Indices VI 2017 VI 2016	VI 2016	V 2017	VI 2017	Indices VI 2017 V 2017	Indices VI 2017 VI 2016	Structure of nights %
Total	104.702	137.884	125.616	91,1	120,0	207.227	267.341	243.477	91,1	117,5	100,0
Hotels and similar accommodation	97.606	131.210	117.659	89,7	120,5	190.144	249.940	224.664	89,9	118,2	92,3
Holiday and other short-stay accommodation	3.342	3.861	4.123	106,8	123,4	7.233	8.644	8.734	101,0	120,8	3,6
Camps and camping grounds	2.411	1.066	2.274	213,3	94,3	3.200	1.764	3.237	183,5	101,2	1,3
Other accommodation	1.343	1.747	1.560	89,3	116,2	6.650	6.993	6.842	97,8	102,9	2,8
Domestic tourist	33.017	41.933	32.267	76,9	97,7	69.601	88.155	66.649	75,6	95,8	27,4
Hotels and similar accommodation	30.921	39.486	29.910	75,7	96,7	62.657	80.858	59.374	73,4	94,8	24,4
Holiday and other short-stay accommodation	1.121	1.262	1.294	102,5	115,4	2.100	2.138	1.965	91,9	93,6	0,8
Camps and camping grounds	360	19	155	815,8	43,1	434	29	197	679,3	45,4	0,1
Other accommodation	615	1.166	908	77,9	147,6	4.410	5.130	5.113	99,7	115,9	2,1
Foreign tourist	71.685	95.951	93.349	97,3	130,2	137.626	179.186	176.828	98,7	128,5	72,6
Hotels and similar accommodation	66.685	91.724	87.749	95,7	131,6	127.487	169.082	165.290	97,8	129,7	67,9
Holiday and other short-stay accommodation	2.221	2.599	2.829	108,8	127,4	5.133	6.506	6.769	104,0	131,9	2,8
Camps and camping grounds	2.051	1.047	2.119	202,4	103,3	2.766	1.735	3.040	175,2	109,9	1,2
Other accommodation	728	581	652	112,2	89,6	2.240	1.863	1.729	92,8	77,2	0,7

¹⁾ The Classification of Economic Activities of BiH 2010

Table 4: Tourist arrivals and nights, by organisation of tourist arrivals

	Individual arrangement						Organised trip					
	Arrivals tourist			Nights tourist			Arrivals tourist			Nights tourist		
	VI 2016	VI 2017	Indeksi VI 2017 VI 2016	VI 2016	VI 2017	Indeksi VI 2017 VI 2016	VI 2016	VI 2017	Indeksi VI 2017 VI 2016	VI 2016	VI 2017	Indeksi VI 2017 VI 2016
Total	63.374	75.963	119,9	127.616	148.931	116,7	41.328	49.653	120,1	79.611	94.546	118,8
Domestic tourist	26.046	26.365	101,2	53.846	52.446	97,4	6.971	5.902	84,7	15.755	14.203	90,1
Foreign tourist	37.328	49.598	132,9	73.770	96.485	130,8	34.357	43.751	127,3	63.856	80.343	125,8

NOTES ON METHODOLOGY**The purpose of the statistical survey**

The purpose of the statistical survey is to monitor the tourist activity realised in commercial accommodation establishments and to provide internationally comparable BiH's statistics of tourism in accordance with current EU Regulations for the tourism statistics.

Observation units

Observation units are all business entities /legal units which are, by the main activity, registered in accommodation activity (division 55 - KD BiH 2010), persons as well as households that rent accommodation establishments to tourists. For the purpose of the survey, Classification of Activities in Bosnia and Herzegovina - KD BiH 2010 was used, and it is fully compliant with the European Classification of Economic Activities - NACE Rev. 2.

Coverage

Reporting units are all business entities (enterprises, entrepreneurs, institutions, associations etc.) and parts thereof engaged in providing accommodation servi in tourism registered according to the CA BiH 2010 under section : 55.1 (hotels and similar accommodation), 55.2 (holiday and other short - stay accommodation), 55.3 (camps and camping grounds), 55.9 (other accommodation), health institutions for their facilities in which persons stay for medical rehabilitation (costs are on persons themselves), business entities and parts thereof engaged in tourist stay in rural households, houses, camps, apartments and rooms directly rented by private persons/households. Survey covers the entire territory of Bosnia and Herzegovina.

Source and methods of data collection

Data on turnover of tourists (number of tourist arrivals and tourist nights) are collected from regular monthly report (TU-11 form). Reports are usually made on the basis of reception records in guest books, entities and their parts engaged in organising and arranging of tourists.

Definitions

Tourism means the activity of visitors taking a trip to a main destination outside their usual environment for less than a year, for leisure, business or other personal purpose other than to be employed by a resident entity in the place visited.

Tourist is every person who, outside his place of permanent residence, spends one night in a hotel or some other accommodation facility for reasons of rest, recreation, health, study, sport, religion, family, business, public tasks or meeting.

Residence is a place where a person came with the intention of permanent stay. Tourist is registered in every place or establishment where he stays and, therefore, in case he/she changes the place or establishment, he/she must register again, which results in data ambiguity. Consequently, the statistics register the number of tourist arrivals and not the number of tourists.

Domestic tourist is a person with permanent residence in the BiH who spends at least one night in a hotel or same other accommodation establishment outside their place or residence.

Foreign tourist is every person with permanent residence outside in BiH who temporarily resides in BiH and who spends at least one night in a hotel or same other accommodation establishment.

Tourist arrivals refer to the number of persons (tourists) who arrived and registered their stay in an accommodation establishment.

Tourist nights refer to every registered overnight stay of a person (tourist) in an accommodation establishment.

Accommodation capacities are presented as the number of rooms, apartments and camping sites, and the number of permanent beds.

Permanent beds are those that are regularly ready-made for renting to guests.

Occupancy rate of permanent beds (net) in the reference period is obtained by dividing the total number of nights by the number of beds on offer and the number of days when the beds are actually available for use during the reference period. The data are expressed as a percentage.

Symbols

- no occurrence

0,0 value not zero but less than 0,05 unit of measure use

Published and printed by the Agency for Statistics of the Bosnia and Herzegovina, 71000 Sarajevo, Zelenih beretki 26

Phone: +387 (33) 911 911 · Telefax: +387 (33) 220 622

E-mail : bhas@bhas.ba · Web site: <http://www.bhas.ba>

Person responsible: M.Sc. Velimir Jukić, director

Prepared by: Ms. Azra Demirović

First Release data are also published on the Internet
