



FIRST RELEASE



Users are kindly requested to mention the data source

GODINA XI

SARAJEVO, 05.05.2017.

BROJ 3

TOURISM STATISTICS

Tourism in BIH, March 2017

In March 2017 tourists realised 75,521 tourist arrivals in Bosnia and Hercegovina which represent the increase by 34.8% as compared to February 2017 and increase by 7.5% as compared to March 2016. Tourists realised 156,256 tourist nights which represent the increase by 28.3% as compared to February 2017 and increase by 9.3% as compared to March 2016. Domestic tourists share of total number of overnight stays was 33.4% and foreign tourists share was 66.6%.

The number of domestic tourist nights increased by 15.1% as compared to March 2017 and increased by 0.1% as compared to March 2016. Foreign tourist nights were increased by 36.2% as compared to February 2017 and increased by 14.6% as compared to March 2016.

Concerning the structure of foreign tourist nights in March 2017, the most of them (56.1%) were realised by tourists from: Croatia (24.4%), Serbia (10.8%), UAE (8.8%), Italy (6.2%) and Slovenia (5.9%). Tourists from other countries realised 43.9% of tourist nights.

Regarding the average detention of foreign tourist stays in our country on the first place comes: Denmark with average stay of 5.1 nights, Sweden 3.2 nights, Croatia, Egypt and Latvia with 3.1 nights.

Available rooms, apartments and camping sites for tourists in Bosnia and Herzegovina in March 2017 amounted to 17,641, which is 14.9% higher compared to March 2016. Number of available beds was 37,008, which is higher by 12.3%, compared to the same month of 2016.

In March 2017, in the activity - Hotels and similar accommodation, number of rooms and apartments available to tourists amounted to 15,687, which is an increase of 13.5% compared to March 2016., and number of available beds amounted to 31,810 which is an increase of 14.8%, compared to the same month of the previous year.

Net occupancy rate of permanent beds was 14.4%.

According to the type of accommodation facility the highest number of nights was recorded in Hotels and similar accommodation with share of 92.8%.

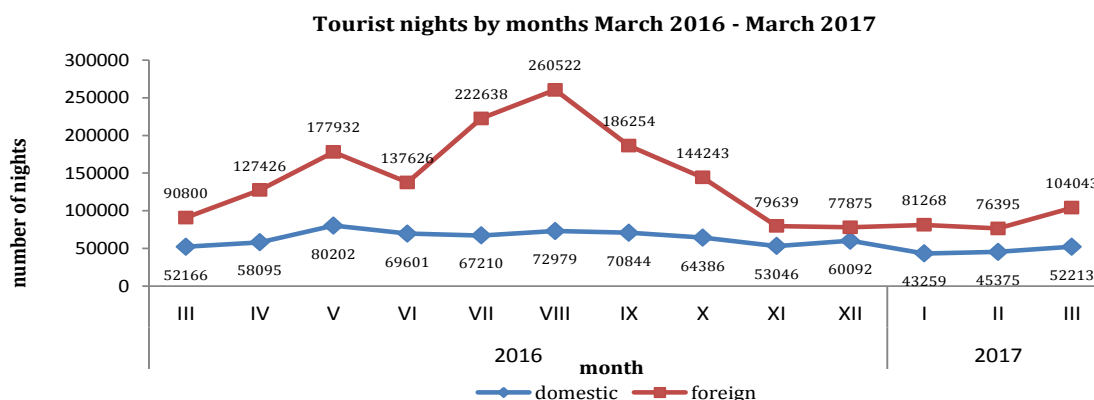
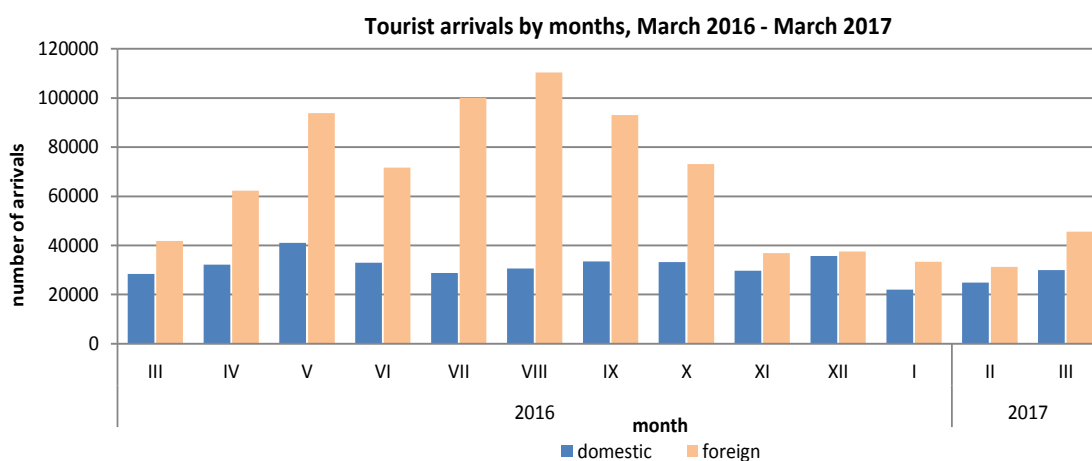


Table 1: Tourist arrivals and nights

	Arrivals					Nights					III 2017	
	III 2016	II 2017	III 2017	Indices III 2017 II 2017	Indices III 2017 III 2016	III 2016	II 2017	III 2017	Indices III 2017 II 2017	Indices III 2017 III 2016	Structure of nights %	Average number of nights by arrivals
TOTAL	70.248	56.042	75.521	134,8	107,5	142.966	121.770	156.256	128,3	109,3	100,0	2,1
Domestic tourist	28.392	24.827	29.950	120,6	105,5	52.166	45.375	52.213	115,1	100,1	33,4	1,7
Foreign tourist	41.856	31.215	45.571	146,0	108,9	90.800	76.395	104.043	136,2	114,6	66,6	2,3

* final data


Table 2: Foreign tourist arrivals and nights, by country of residence

	Arrivals					Nights					III 2017	
	III 2016	II 2017	III 2017	Indices III 2017 II 2017	Indices III 2017 III 2016	III 2016	II 2017	III 2017	Indices III 2017 II 2017	Indices III 2017 III 2016	Structure of nights %	Average number of nights by arrivals
TOTAL	41.856	31.215	45.571	146,0	108,9	90.800	76.395	104.043	136,2	114,6	100,0	2,3
Albania	530	289	411	142,2	77,5	1.024	562	855	152,1	83,5	0,8	2,1
Austria	1.644	1.090	1.056	96,9	64,2	3.074	2.257	1.859	82,4	60,5	1,8	1,8
Belgium	149	65	126	193,8	84,6	318	123	287	233,3	90,3	0,3	2,3
Bulgaria	289	150	303	202,0	104,8	506	304	747	245,7	147,6	0,7	2,5
Montenegro	867	895	1.393	155,6	160,7	1.638	2.153	2.549	118,4	155,6	2,4	1,8
Czech Republic	156	177	259	146,3	166,0	303	279	525	188,2	173,3	0,5	2,0
Denmark	255	82	231	281,7	90,6	874	267	1.189	445,3	136,0	1,1	5,1
Estonia	6	5	22	440,0	366,7	10	9	45	500,0	450,0	0,0	2,0
Finland	76	45	31	68,9	40,8	148	114	76	66,7	51,4	0,1	2,5
France	367	331	332	100,3	90,5	800	825	745	90,3	93,1	0,7	2,2
Greece	347	76	121	159,2	34,9	635	143	241	168,5	38,0	0,2	2,0
Netherlands	770	401	355	88,5	46,1	3.455	830	918	110,6	26,6	0,9	2,6
Croatia	7.016	7.286	8.161	112,0	116,3	18.344	19.514	25.376	130,0	138,3	24,4	3,1
Ireland	78	45	132	293,3	169,2	165	105	354	337,1	214,5	0,3	2,7
Iceland	10	6	10	166,7	100,0	22	20	18	90,0	81,8	0,0	1,8

(continued on next page)

(continued)

	Arrivals					Nights					III 2017	
	III 2016	II 2017	III 2017	Indices III 2017 II 2017	Indices III 2017 III 2016	III 2016	II 2017	III 2017	Indices III 2017 II 2017	Indices III 2017 III 2016	Structure of nights %	Average number of nights by arrivals
Italy	2021	876	2762	315,3	136,7	4687	1763	6502	368,8	138,7	6,1	2,4
Cyprus	6	19	8	42,1	133,3	9	54	11	20,4	122,2	0,0	1,4
Latvia	6	4	15	375,0	250,0	13	5	46	920,0	353,8	0,0	3,1
Lithuania	19	9	21	233,3	110,5	35	26	30	115,4	85,7	0,0	1,4
Luxembourg	21	14	18	128,6	85,7	49	26	34	130,8	69,4	0,0	1,9
Hungary	384	336	341	101,5	88,8	701	916	782	85,4	111,6	0,7	2,3
FYR of Macedonia	696	526	724	137,6	104,0	1.512	1.363	1.599	117,3	105,8	1,5	2,2
Malta	3	15	4	26,7	133,3	4	40	9	22,5	225,0	0,0	2,3
Norway	270	148	226	152,7	83,7	615	417	636	152,5	103,4	0,6	2,8
Germany	1.485	1.101	1.485	134,9	100,0	3.169	2.437	3.228	132,5	101,9	3,0	2,2
Poland	226	255	360	141,2	159,3	472	711	592	83,3	125,4	0,6	1,6
Portugal	52	38	31	81,6	59,6	129	98	69	70,4	53,5	0,1	2,2
Romania	219	156	249	159,6	113,7	851	322	724	224,8	85,1	0,7	2,9
Russian Federation	317	173	234	135,3	73,8	506	445	498	111,9	98,4	0,5	2,1
Slovakia	134	92	156	169,6	116,4	247	204	258	126,5	104,5	0,2	1,7
Slovenia	2.198	2.562	3.097	120,9	140,9	3.847	5.905	6.113	103,5	158,9	5,7	2,0
Serbia	5.980	5.883	5.505	93,6	92,1	11.142	16.159	11.242	69,6	100,9	10,6	2,0
Spain	454	116	199	171,6	43,8	820	225	386	171,6	47,1	0,4	1,9
Switzerland (including Liechtenstein)	421	267	429	160,7	101,9	939	607	969	159,6	103,2	0,9	2,3
Sweden	441	397	545	137,3	123,6	1.070	903	1.717	190,1	160,5	1,6	3,2
Turkey	3.187	1.485	2.246	151,2	70,5	6.351	3.595	4.433	123,3	69,8	4,2	2,0
United Kingdom	516	481	653	135,8	126,6	1.041	1.329	1.770	133,2	170,0	1,7	2,7
Ukraine	80	79	115	145,6	143,8	155	178	219	123,0	141,3	0,2	1,9
Other European countries	188	111	216	194,6	114,9	509	227	577	254,2	113,4	0,5	2,7
Egypt	132	46	32	69,6	24,2	348	152	99	65,1	28,4	0,1	3,1
South Africa	8	12	35	291,7	437,5	88	52	58	111,5	65,9	0,1	1,7
Other African countries	64	64	150	234,4	234,4	238	166	290	174,7	121,8	0,3	1,9
Canada	91	95	189	198,9	207,7	216	205	393	191,7	181,9	0,4	2,1
USA	1.133	920	1.172	127,4	103,4	2.499	1.755	2.761	157,3	110,5	2,6	2,4
Other Northern American countries	19	37	25	67,6	131,6	34	55	44	80,0	129,4	0,0	1,8
Brazil	74	44	169	384,1	228,4	113	120	372	310,0	329,2	0,3	2,2
Other Southern and Central American countries	232	117	126	107,7	54,3	584	186	268	144,1	45,9	0,3	2,1
Bahrain ¹⁾	217	281	330	117,4	152,1	493	987	1.005	101,8	203,9	0,9	3,0
India	74	54	67	124,1	90,5	231	187	199	106,4	86,1	0,2	3,0
Iran	15	19	40	210,5	266,7	39	65	111	170,8	284,6	0,1	2,8
Israel	66	31	135	435,5	204,5	143	72	252	350,0	176,2	0,2	1,9
Japan	530	131	247	188,5	46,6	656	185	348	188,1	53,0	0,3	1,4
Republic of Korea	1.803	1.377	2.793	202,8	154,9	2.024	1.626	3.073	189,0	151,8	2,9	1,1
Qatar ¹⁾	66	73	80	109,6	121,2	213	324	216	66,7	101,4	0,2	2,7
China	578	382	659	172,5	114,0	710	577	962	166,7	135,5	0,9	1,5
Kuwait	447	194	317	163,4	70,9	1.312	619	898	145,1	68,4	0,8	2,8
Saudi Arabia	519	147	393	267,3	75,7	1.260	450	945	210,0	75,0	0,9	2,4
United Arab Emirates ¹⁾	2.701	272	3.681	1353,3	136,3	6.794	839	9.116	1086,5	134,2	8,6	2,5
Other Asian countries (including Malaysia i Oman)	1.086	770	2.233	290,0	205,6	2.264	2.121	4.064	191,6	179,5	3,8	1,8
- Malaysia ²⁾	-	66	928	1406,1	-	-	110	1.206	1096,4	-	1,2	1,3
- Oman ²⁾	-	444	477	107,4	-	-	1.438	1.263	87,8	-	1,2	2,6
Australia	90	60	87	145,0	96,7	293	148	254	171,6	86,7	0,2	2,9
New Zealand	11	1	15	1500,0	136,4	31	31	37	119,4	119,4	0,0	2,5
Other countries of Oceania	16	2	14	700,0	87,5	28	13	50	384,6	178,6	0,0	3,6

final data1) The 2016 Bahrain, Qatar and United Arab Emirates are separately from Other Asian countries and presented individually**2) The 2017 Malaysia and Oman are separately from Other Asian countries and presented individually*

Foreign tourist nights and arrivals, by country of residence, March 2017

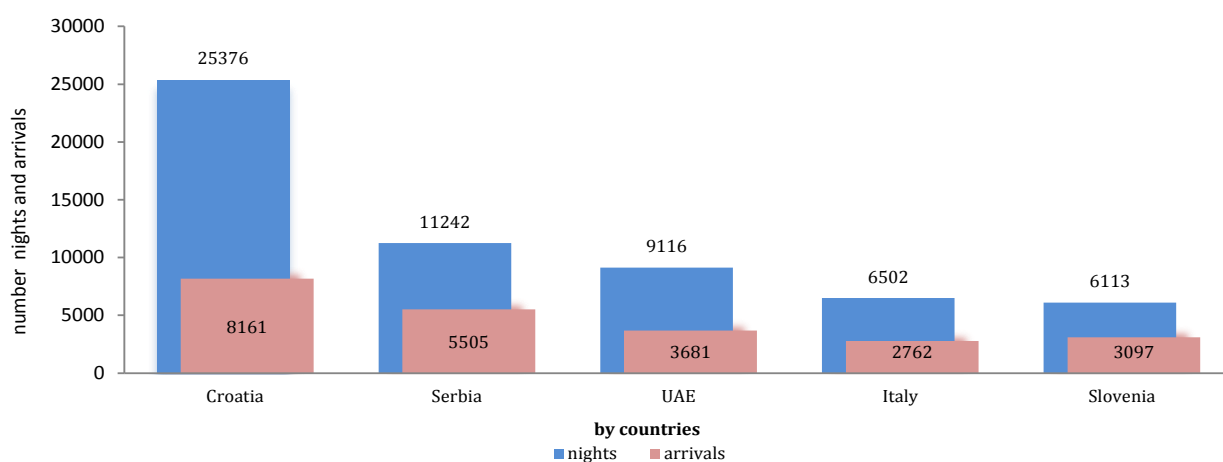


Table 3: Tourist arrivals and nights according to the classification of activities ¹⁾

	Arrivals					Nights					III 2017
	III 2016	II 2017	III 2017	Indices III 2017 II 2017	Indices III 2017 III 2016	III 2016	II 2017	III 2017	Indices III 2017 II 2017	Indices III 2017 III 2016	Structure of nights %
Total	70.248	56.042	75.521	134,8	107,5	142.966	121.770	156.256	128,3	109,3	100,0
Hotels and similar accommodation	66.563	53.704	71.494	133,1	107,4	132.315	114.790	145.081	126,4	109,6	92,8
Holiday and other short-stay accommodation	2.619	1.618	2.711	167,6	103,5	5.640	3.601	5.487	152,4	97,3	3,5
Camps and camping grounds	-	30	64	213,3	-	-	57	156	273,7	-	0,1
Other accommodation	1.066	690	1.252	181,4	117,4	5.011	3.322	5.532	166,5	110,4	3,5
Domestic tourist	28.392	24.827	29.950	120,6	105,5	52.166	45.375	52.213	115,1	100,1	33,4
Hotels and similar accommodation	26.620	23.500	28.207	120,0	106,0	47.034	41.731	48.091	115,2	102,2	30,8
Holiday and other short-stay accommodation	1.109	852	1.175	137,9	106,0	1.727	1.419	1.736	122,3	100,5	1,1
Camps and camping grounds	-	15	5	33,3	-	-	19	12	63,2	-	0,0
Other accommodation	663	460	563	122,4	84,9	3.405	2.206	2.374	107,6	69,7	1,5
Foreign tourist	41.856	31.215	45.571	146,0	108,9	90.800	76.395	104.043	136,2	114,6	66,6
Hotels and similar accommodation	39.943	30.204	43.287	143,3	108,4	85.281	73.059	96.990	132,8	113,7	62,1
Holiday and other short-stay accommodation	1.510	766	1.536	200,5	101,7	3.913	2.182	3.751	171,9	95,9	2,4
Camps and camping grounds	-	15	59	393,3	-	-	38	144	378,9	-	0,1
Other accommodation	403	230	689	299,6	171,0	1.606	1.116	3.158	283,0	196,6	2,0

¹⁾ The Classification of Economic Activities of BiH 2010

*data for the previous period are revised

Table 4: Tourist arrivals and nights, by organisation of tourist arrivals

	Individual arrangement						Organised trip					
	Arrivals tourist			Nights tourist			Arrivals tourist			Nights tourist		
	III 2016	III 2017	Indeksi III 2017 III 2016	III 2016	III 2017	Indeksi III 2017 III 2016	III 2016	III 2017	Indeksi III 2017 III 2016	III 2016	III 2017	Indeksi III 2017 III 2016
Total	54.519	56.471	103,6	115.126	120.211	104,4	15.729	19.050	121,1	27.840	36.045	129,5
Domestic tourist	23.872	24.780	103,8	43.820	43.375	99,0	4.520	5.170	114,4	8.346	8.838	105,9
Foreign tourist	30.647	31.691	103,4	71.306	76.836	107,8	11.209	13.880	123,8	19.494	27.207	139,6

NOTES ON METHODOLOGY

The purpose of the statistical survey

The purpose of the statistical survey is to monitor the tourist activity realised in commercial accommodation establishments and to provide internationally comparable BiH's statistics of tourism in accordance with current EU Regulations for the tourism statistics.

Observation units

Observation units are all business entities /legal units which are, by the main activity, registered in accommodation activity (division 55 - KD BiH 2010), persons as well as households that rent accommodation establishments to tourists. For the purpose of the survey, Classification of Activities in Bosnia and Herzegovina - KD BiH 2010 was used, and it is fully compliant with the European Classification of Economic Activities - NACE Rev. 2.

Coverage

Reporting units are all business entities (enterprises, entrepreneurs, institutions, associations etc.) and parts thereof engaged in providing accommodation services in tourism registered according to the CA BiH 2010 under section : 55.1 (hotels and similar accommodation), 55.2 (holiday and other short - stay accommodation), 55.3 (camps and camping grounds), 55.9 (other accommodation), health institutions for their facilities in which persons stay for medical rehabilitation (costs are on persons themselves), business entities and parts thereof engaged in tourist stay in rural households, houses, camps, apartments and rooms directly rented by private persons/households. Survey covers the entire territory of Bosnia and Herzegovina.

Source and methods of data collection

Data on turnover of tourists (number of tourist arrivals and tourist nights) are collected from regular monthly report (TU-11 form). Reports are usually made on the basis of reception records in guest books, entities and their parts engaged in organising and arranging of tourists.

Definitions

Tourism means the activity of visitors taking a trip to a main destination outside their usual environment for less than a year, for leisure, business or other personal purpose other than to be employed by a resident entity in the place visited.

Tourist is every person who, outside his place of permanent residence, spends one night in a hotel or some other accommodation facility for reasons of rest, recreation, health, study, sport, religion, family, business, public tasks or meeting.

Residence is a place where a person came with the intention of permanent stay. Tourist is registered in every place or establishment where he stays and, therefore, in case he/she changes the place or establishment, he/she must register again, which results in data ambiguity. Consequently, the statistics register the number of tourist arrivals and not the number of tourists.

Domestic tourist is a person with permanent residence in the BiH who spends at least one night in a hotel or some other accommodation establishment outside their place or residence.

Foreign tourist is every person with permanent residence outside in BiH who temporarily resides in BiH and who spends at least one night in a hotel or some other accommodation establishment.

Tourist arrivals refer to the number of persons (tourists) who arrived and registered their stay in an accommodation establishment.

Tourist nights refer to every registered overnight stay of a person (tourist) in an accommodation establishment.

Accommodation capacities are presented as the number of rooms, apartments and camping sites, and the number of permanent beds.

Permanent beds are those that are regularly ready-made for renting to guests.

Occupancy rate of permanent beds (net) in the reference period is obtained by dividing the total number of nights by the number of beds on offer and the number of days when the beds are actually available for use during the reference period. The data are expressed as a percentage.

Organization of tourist arrivals represent the way of organising touristic arrangements. Depending on the way of organising, touristic arrangement can be individual or organised (travel agency).

Symbols

- no occurrence

0,0 value not zero but less than 0,05 unit of measure use

Published and printed by the Agency for Statistics of the Bosnia and Herzegovina, 71000 Sarajevo, Zelenih beretki 26

Phone: +387 (33) 911 911 · Telefax: +387 (33) 220 622
E-mail : bhas@bhas.ba · Web site: <http://www.bhas.ba>

Person responsible: M.Sc. Velimir Jukić, director
Prepared by: Ms. Azra Demirović- Bander

First Release data are also published on the Internet
