



# FIRST RELEASE



Users are kindly requested to mention the data source

YEAR XI

SARAJEVO, 07.06.2017.

NUMBER 03

## TOURISM STATISTICS

### Cumulative data, January - April 2017

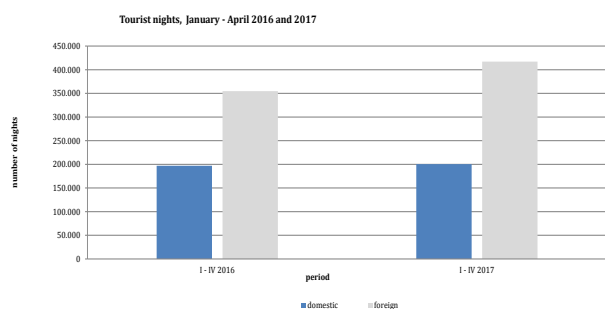
In the period from January -April 2017 tourists realised 298,575 tourists arrivals which represent the increase by 12.0% and 617, 578 overnight stays which is increase by 12.0% as compared to the same period of 2016.

The number of domestic tourist nights increased by 1.7% and number of foreign tourist nights increased by 17.6% as compared to the same period of 2016. Domestic tourist's share of total number of overnight stays was 32.4% and foreign tourists share was 67.6%.

Concerning the structure of foreign tourist nights , most of them (56.8%) were realised by tourists from Croatia (21.8%), Serbia (12.0%), Turkey (6.6%), Slovenia (6.0%), Italy (5.3%) and United Arab Emirates (5.1%). Tourists from other countries realised 43.2% of tourist nights.

Regarding the average detention of foreign tourist stays, on the first place comes Malta with average stay of 3.7 nights, Katar and South Africa by 3.3 nights, Denmark, Iceland, Kuwait and Iran by 3.2 nights and Bahrein with 3.1 nights.

According to the type of accommodation facility the highest number of nights was recorded in Hotels and similar accommodation with share of 93,2%.

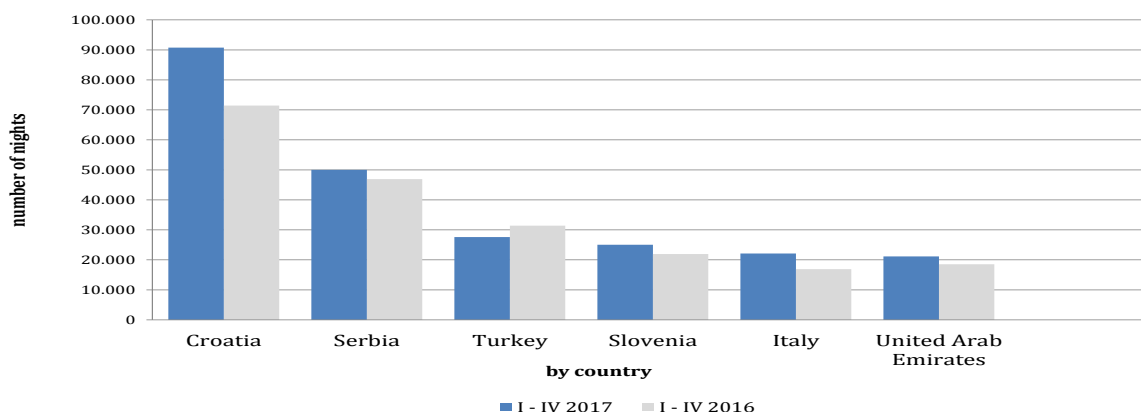


**Table1 : Tourist arrivals and nights**

	ARRIVALS			NIGHTS			I - IV 2017	
	I - IV 2016 *	I - IV 2017	Indices $\frac{I - IV 2017}{I - IV 2016}$	I - IV 2016 *	I - IV 2017	Indices $\frac{I - IV 2017}{I - IV 2016}$	Structure of nights %	Average number of nights by arrivals
<b>TOTAL</b>	<b>266,587</b>	<b>298,575</b>	<b>112.0</b>	<b>551,654</b>	<b>617,578</b>	<b>112.0</b>	<b>100.0</b>	<b>2.1</b>
Domestic tourist	106,084	108,915	102.7	196,962	200,378	101.7	32.4	1.8
Foreign tourist	160,503	189,660	118.2	354,692	417,200	117.6	67.6	2.2

*\*) final data*

**Foreign tourist nights by country of residence January - April 2016 and 2017**



**Table 2 : Foreign tourist arrivals and nights by country of residence**

	ARRIVALS			NIGHTS			I - IV 2017	
	I - IV 2016 ,*	I - IV 2017	Indices $\frac{I - IV 2017}{I - IV 2016}$	I - IV 2016 *	I - IV 2017	Indices $\frac{I - IV 2017}{I - IV 2016}$	Structure of nights %	Average number of nights by arrivals
<b>TOTAL</b>	<b>160,503</b>	<b>189,660</b>	<b>118.2</b>	<b>354,692</b>	<b>417,200</b>	<b>117.6</b>	<b>100.0</b>	<b>2.2</b>
Albania	1,116	1,257	112.6	2,151	2,444	113.6	0.6	1.9
Austria	5,417	5,644	104.2	10,174	10,633	104.5	2.5	1.9
Belgium	635	975	153.5	1,566	2,027	129.4	0.5	2.1
Bulgaria	1,375	2,019	146.8	2,792	3,536	126.6	0.8	1.8
Montenegro	3,834	4,862	126.8	9,738	11,044	113.4	2.6	2.3
Czech Republic	756	971	128.4	1,722	1,840	106.9	0.4	1.9
Denmark	598	832	139.1	1,911	2,701	141.3	0.6	3.2
Estonia	42	80	190.5	120	221	184.2	0.1	2.8
Finland	293	324	110.6	592	680	114.9	0.2	2.1
France	1,933	2,078	107.5	4,894	4,626	94.5	1.1	2.2
Greece	755	801	106.1	1,452	1,432	98.6	0.3	1.8
Netherlands	2,030	2,074	102.2	6,214	5,993	96.4	1.4	2.9
Croatia	27,859	34,046	122.2	71,455	90,750	127.0	21.8	2.7
Ireland	387	535	138.2	1,147	1,735	151.3	0.4	3.2
Iceland	56	54	96.4	145	109	75.2	0.0	2.0

(continued on next page)

(continued)

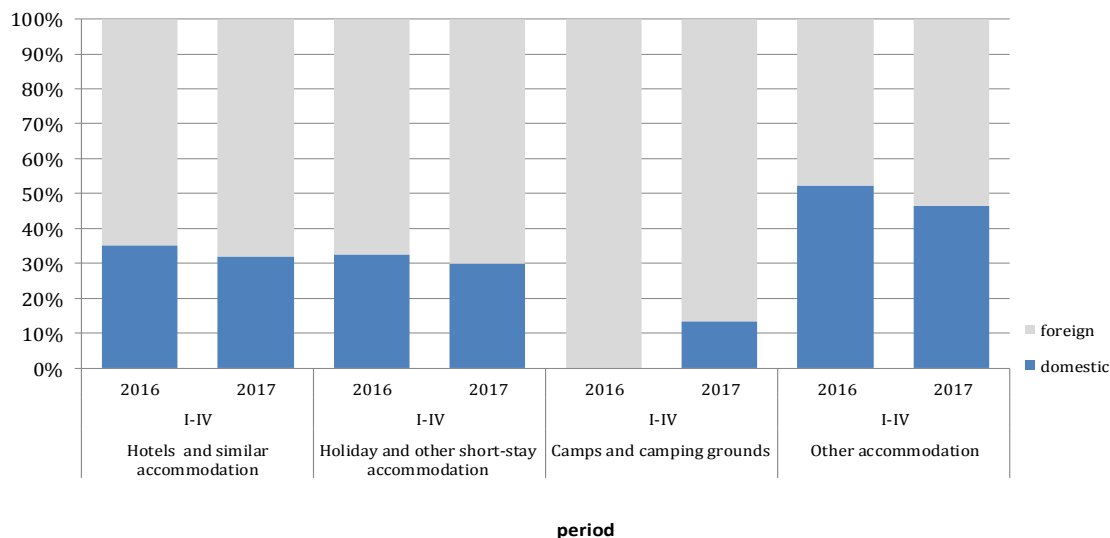
	ARRIVALS			NIGHTS			I - IV 2017	
	I - IV 2016 *	I - IV 2017	Indices I - IV 2017 I - IV 2016	I - IV 2016 *	I - IV 2017	Indices I - IV 2017 I - IV 2016	Structure of nights %	Average number of nights by arrivals
Italy	7,350	9,824	133.7	16,918	22,113	130.7	5.3	2.3
Cyprus	26	59	226.9	74	131	177.0	0.0	2.2
Latvia	49	54	110.2	143	114	79.7	0.0	2.1
Lithuania	117	129	110.3	298	218	73.2	0.1	1.7
Luxembourg	72	66	91.7	161	140	87.0	0.0	2.1
Hungary	1,413	1,777	125.8	2,624	3,775	143.9	0.9	2.1
FYR of Macedonia	1,961	2,418	123.3	4,451	5,393	121.2	1.3	2.2
Malta	24	30	125.0	78	111	142.3	0.0	3.7
Norway	836	972	116.3	1,943	2,477	127.5	0.6	2.5
Germany	5,924	7,487	126.4	13,444	16,869	125.5	4.0	2.3
Poland	1,986	2,383	120.0	3,591	4,112	114.5	1.0	1.7
Portugal	199	246	123.6	497	523	105.2	0.1	2.1
Romania	737	1,116	151.4	2,220	2,916	131.4	0.7	2.6
Russian Federation	865	1,062	122.8	2,012	2,283	113.5	0.5	2.1
Slovakia	422	620	146.9	826	1,271	153.9	0.3	2.1
Slovenia	11,333	13,219	116.6	21,946	25,055	114.2	6.0	1.9
Serbia	21,240	22,166	104.4	46,936	50,023	106.6	12.0	2.3
Spain	1,099	1,151	104.7	2,181	2,124	97.4	0.5	1.8
Switzerland (including Liechtenstein)	1,607	2,030	126.3	3,751	4,402	117.4	1.1	2.2
Sweden	1,734	2,305	132.9	3,941	5,586	141.7	1.3	2.4
Turkey	16,213	13,760	84.9	31,406	27,609	87.9	6.6	2.0
United Kingdom	1,937	2,319	119.7	4,287	5,974	139.4	1.4	2.6
Ukraine	286	426	149.0	687	906	131.9	0.2	2.1
Other European countries	628	651	103.7	1,904	1,340	70.4	0.3	2.1
Egypt	317	246	77.6	746	629	84.3	0.2	2.6
South Africa	39	134	343.6	261	437	167.4	0.1	3.3
Other African countries	193	401	207.8	640	987	154.2	0.2	2.5
Canada	672	736	109.5	1,334	1,408	105.5	0.3	1.9
USA	3,939	4,485	113.9	8,683	9,532	109.8	2.3	2.1
Other Northern American countries	47	149	317.0	113	263	232.7	0.1	1.8
Brazil	335	457	136.4	545	986	180.9	0.2	2.2
Other Southern and Central American countries	691	683	98.8	1,389	1,315	94.7	0.3	1.9
Bahrain <sup>1)</sup>	1,281	1,415	110.5	3,359	4,409	131.3	1.1	3.1
India	407	328	80.6	1,044	947	90.7	0.2	2.9
Iran	54	94	174.1	134	301	224.6	0.1	3.2
Israel	296	1,157	390.9	650	3,039	467.5	0.7	2.6
Japan	1,609	1,188	73.8	2,101	1,559	74.2	0.4	1.3
Republic of Korea	7,841	10,489	133.8	8,633	11,437	132.5	2.7	1.1
Qatar <sup>1)</sup>	585	630	107.7	2,062	2,089	101.3	0.5	3.3
China	1,912	3,464	181.2	2,503	4,504	179.9	1.1	1.3
Kuwait	1,793	1,477	82.4	5,715	4,771	83.5	1.1	3.2
Saudi Arabia	1,695	2,019	119.1	3,844	4,799	124.8	1.2	2.4
United Arab Emirates <sup>1)</sup>	6,962	7,795	112.0	18,560	21,136	113.9	5.1	2.7
Other Asian countries ( including Malaysia and Oman)	3,814	8,826	231.4	7,859	15,759	200.5	3.8	1.8
-Malaysia <sup>2)</sup>	-	3,498	-	-	4,443	-	1.1	1.3
- Oman <sup>2)</sup>	-	2,182	-	-	5,575	-	1.3	2.6
Australia	672	555	82.6	1,714	1,357	79.2	0.3	2.4
New Zealand	76	62	81.6	232	159	68.5	0.0	2.6
Other countries of Oceania	129	48	37.2	179	141	78.8	0.0	2.9

<sup>1)</sup> Since 2016, Bahrain, Qatar and United Arab Emirates have been detached from other Asian countries and are now observed separately.

<sup>2)</sup> Since 2017, Malaysia and Oman have been detached from other Asian countries and are now observed separately.

\*) final data

**Structure of tourists nights according to the classification of activity 1) January- April  
2016. i 2017.**



**Table 3 : Tourist arrivals and nights according to the classification of activities 1)**

	ARRIVALS			NIGHTS			I - IV 2017
	I - IV 2016 *	I - IV 2017	Indices $\frac{I-IV\ 2017}{I-IV\ 2016}$	I - IV 2016 *	I - IV 2017	Indices $\frac{I-IV\ 2017}{I-IV\ 2016}$	Structure of nights %
<b>TOTAL</b>	<b>266,587</b>	<b>298,575</b>	<b>112.0</b>	<b>551,654</b>	<b>617,578</b>	<b>112.0</b>	<b>100.0</b>
Hotels and similar accommodation	252,541	283,015	112.1	513,659	575,711	112.1	93.2
Holiday and other short-stay accommodation	9,401	10,406	110.7	19,344	22,433	116.0	3.6
Camps and camping grounds	119	410	344.5	169	744	440.2	0.1
Other accommodation	4,526	4,744	104.8	18,482	18,690	101.1	3.0
<b>Domestic tourists</b>	<b>106,084</b>	<b>108,915</b>	<b>102.7</b>	<b>196,962</b>	<b>200,378</b>	<b>101.7</b>	<b>32.4</b>
Hotels and similar accommodation	99,603	102,041	102.4	179,761	183,589	102.1	29.7
Holiday and other short-stay accommodation	4,051	4,281	105.7	6,283	6,739	107.3	1.1
Camps and camping grounds	-	79	-	-	100	-	0.0
Other accommodation	2,430	2,514	103.5	10,918	9,950	91.1	1.6
<b>Foreign tourist</b>	<b>160,503</b>	<b>189,660</b>	<b>118.2</b>	<b>354,692</b>	<b>417,200</b>	<b>117.6</b>	<b>67.6</b>
Hotels and similar accommodation	152,938	180,974	118.3	333,898	392,122	117.4	63.5
Holiday and other short-stay accommodation	5,350	6,125	114.5	13,061	15,694	120.2	2.5
Camps and camping grounds	119	331	278.2	169	644	381.1	0.1
Other accommodation	2,096	2,230	106.4	7,564	8,740	115.5	1.4

1) The Classification of Economic Activities of BiH 2010

\*) final data

## NOTES ON METHODOLOGY

### The purpose of the statistical survey

The purpose of the statistical survey is to monitor the tourist activity realised in commercial accommodation establishments and to provide internationally comparable BiH's statistics of tourism in accordance with current EU Regulations for the tourism statistics.

### Observation units

Observation units are all business entities /legal units which are, by the main activity, registered in accommodation activity (division 55 - KD BiH 2010), persons as well as households that rent accommodation establishments to tourists. For the purpose of the survey, Classification of Activities in Bosnia and Herzegovina - KD BiH 2010 was used, and it is fully compliant with the European Classification of Economic Activities - NACE Rev. 2.

### Coverage

Reporting units are all business entities (enterprises, entrepreneurs, institutions, associations etc.) and parts thereof engaged in providing accommodation services in tourism registered according to the CA BiH 2010 under section : 55.1 (hotels and similar accommodation), 55.2 (holiday and other short - stay accommodation), 55.3 (camps and camping grounds), 55.9 (other accommodation), health institutions for their facilities in which persons stay for medical rehabilitation (costs are on persons themselves), business entities and parts thereof engaged in tourist stay in rural households, houses, camps, apartments and rooms directly rented by private persons/households. Survey covers the entire territory of Bosnia and Herzegovina.

### Source and methods of data collection

Data on turnover of tourists (number of tourist arrivals and tourist nights) are collected from regular monthly report (TU-11 form). Reports are usually made on the basis of reception records in guest books, entities and their parts engaged in organising and arranging of tourists.

### Definitions

**Tourism** means the activity of visitors taking a trip to a main destination outside their usual environment for less than a year, for leisure, business or other personal purpose other than to be employed by a resident entity in the place visited.

**Tourist** is every person who, outside his place of permanent residence, spends one night in a hotel or some other accommodation facility for reasons of rest, recreation, health, study, sport, religion, family, business, public tasks or meeting.

**Residence** is a place where a person came with the intention of permanent stay. Tourist is registered in every place or establishment where he stays and, therefore, in case he/she changes the place or establishment, he/she must register again, which results in data ambiguity. Consequently, the statistics register the number of tourist arrivals and not the number of tourists.

**Domestic tourist** is a person with permanent residence in the BiH who spends at least one night in a hotel or some other accommodation establishment outside their place or residence.

**Foreign tourist** is every person with permanent residence outside in BiH who temporarily resides in BiH and who spends at least one night in a hotel or some other accommodation establishment.

### Symbols

- no occurrence

0,0 value not zero but less than 0,05 unit of measure use

---

Published and printed by the Agency for Statistics of the Bosnia and Herzegovina, 71000 Sarajevo, Zelenih beretki 26

Phone: +387 (33) 911 911 · Telefax: +387 (33) 220 622

E-mail : bhas@bhas.ba · Web site: <http://www.bhas.ba>

Person responsible: M.Sc. Velimir Jukić, director

Prepared by: Ms. Jasmina Omić

First Release data are also published on the Internet

---