



FIRST RELEASE



Users are kindly requested to mention the data source

YEAR XI

SARAJEVO, 14.08.2017.

NUMBER 05

TOURISM STATISTICS

Cumulative data, January - June 2017

In the period from January -June 2017 tourists realised 562,101 tourists arrivals which represent the increase by 11.1% and 1,128,476 overnight stays which is increase by 11.0% as compared to the same period of 2016.

The number of domestic tourist nights increased by 2.5% and number of foreign tourist nights increased by 15.4% as compared to the same period of 2016. Domestic tourist's share of total number of overnight stays was 31.5% and foreign tourists share was 68.5%.

Concerning the structure of foreign tourist nights, most of them (56.0%) were realised by tourists from Croatia (15.3%), Serbia (10.2%), Turkey (7.9%), Italy (5.7%), Slovenia (5.5%), Germany (4.0%), United Arab Emirates (3,8%) and Republic of Korea (4.0%), Tourists from other countries realised 44.0% of tourist nights.

Regarding the average detention of foreign tourist stays, on the first place comes Ireland with average stay with 3.6 nights, Kuwait with 3.3 nights, Katar with 3.2 nights, Bahrein and Malta by 3.1 nights and Romania and Iran by 3.0 nights,.

According to the type of accommodation facility the highest number of nights was recorded in Hotels and similar accommodation with share of 93,1%.

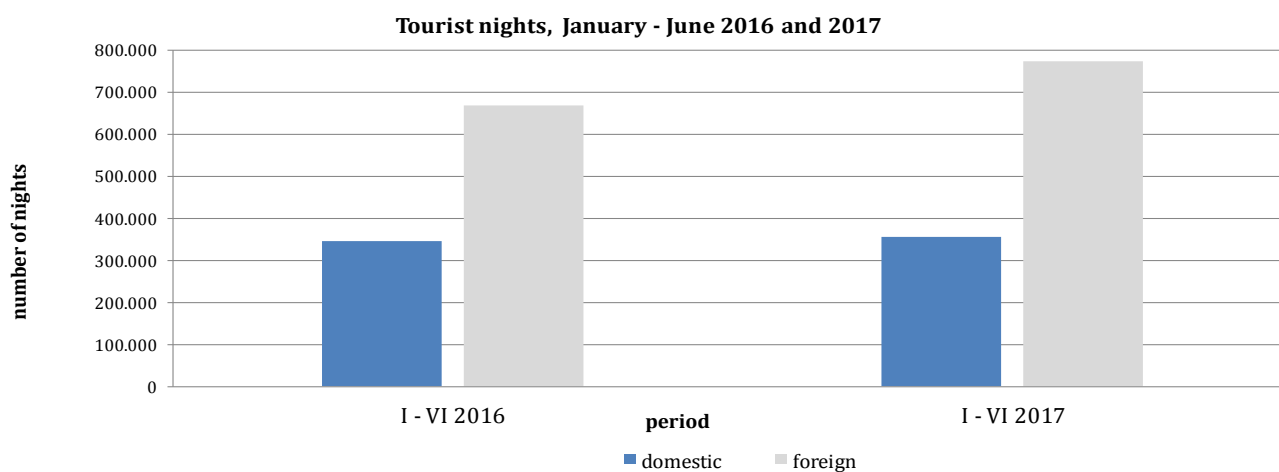


Table 1 : Tourist arrivals and nights

	ARRIVALS			NIGHTS			I - VI 2017	
	I - VI 2016 *	I - VI 2017	Indices $\frac{I - VI 2017}{I - VI 2016}$	I - VI 2016 *	I - VI 2017	Indices $\frac{I - VI 2017}{I - VI 2016}$	Structure of nights %	Average number of nights by arrivals
TOTAL	506.138	562.101	111,1	1.017.015	1.128.476	111,0	100,0	2,0
Domestic tourist	180.097	183.141	101,7	346.765	355.262	102,5	31,5	1,9
Foreign tourist	326.041	378.960	116,2	670.250	773.214	115,4	68,5	2,0

*) final data

Foreign tourists nights by country of residence January - June 2016. i 2017.

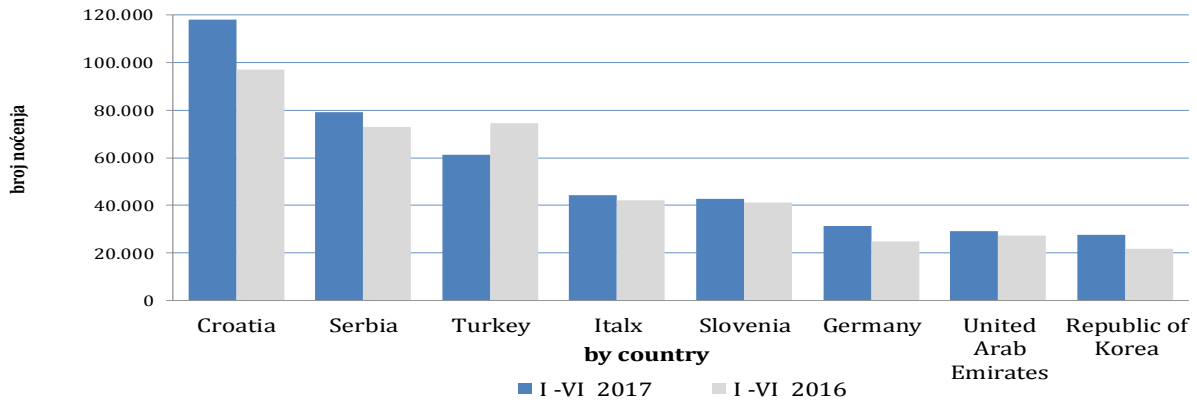


Table 2 : Foreign tourist arrivals and nights by country of residence

	ARRIVALS			NIGHTS			I - VI 2017	
	I - VI 2016*	I - VI 2017	Indices $\frac{I - VI 2017}{I - VI 2016}$	I - VI 2016*	I - VI 2017	Indices $\frac{I - VI 2017}{I - VI 2016}$	Structure of nights %	Average number of nights by arrivals
TOTAL	326,041	378,960	116,2	670,250	773,214	115,4	100,0	2,0
Albania	1,741	1,966	112,9	3,256	3,791	116,4	0,5	1,9
Austria	9,402	10,785	114,7	17,236	20,266	117,6	2,6	1,9
Belgium	1,397	2,327	166,6	4,049	5,076	125,4	0,7	2,2
Bulgaria	3,182	4,501	141,5	5,856	7,264	124,0	0,9	1,6
Montenegro	6,123	7,347	120,0	15,203	16,415	108,0	2,1	2,2
Czech Republic	1,619	2,168	133,9	3,484	4,051	116,3	0,5	1,9
Denmark	1,098	1,573	143,3	3,148	4,540	144,2	0,6	2,9
Estonia	122	147	120,5	283	383	135,3	0,0	2,6
Finland	709	826	116,5	1,377	1,664	120,8	0,2	2,0
France	5,808	6,504	112,0	14,475	16,938	117,0	2,2	2,6
Greece	2,542	1,585	62,4	5,115	2,934	57,4	0,4	1,9
Netherlands	4,218	5,041	119,5	10,884	13,943	128,1	1,8	2,8
Croatia	41,673	48,494	116,4	97,218	118,241	121,6	15,3	2,4
Ireland	1,291	1,524	118,0	4,766	5,484	115,1	0,7	3,6
Iceland	98	68	69,4	211	127	60,2	0,0	1,9

(continued on next page)

(continued)

	ARRIVALS			NIGHTS			I - VI 2017	
	I - VI 2016*	I - VI 2017	Indices I - VI 2017 I - VI 2016	I - VI 2016*	I - VI 2017	Indices I - VI 2017 I - VI 2016	Structure of nights %	Average number of nights by arrivals
Italy	15.899	18.433	115,9	42.004	44.151	105,1	5,7	2,4
Cyprus	65	185	284,6	160	301	188,1	0,0	1,6
Latvia	201	127	63,2	585	288	49,2	0,0	2,3
Lithuania	420	389	92,6	973	563	57,9	0,1	1,4
Luxembourg	151	148	98,0	319	293	91,8	0,0	2,0
Hungary	3.239	4.135	127,7	5.739	8.518	148,4	1,1	2,1
FYR of Macedonia	3.745	4.096	109,4	7.935	8.302	104,6	1,1	2,0
Malta	44	68	154,5	134	210	156,7	0,0	3,1
Norway	1.604	1.981	123,5	3.614	4.922	136,2	0,6	2,5
Germany	11.384	14.377	126,3	24.745	31.258	126,3	4,0	2,2
Poland	9.304	13.105	140,9	17.895	26.833	149,9	3,5	2,0
Portugal	424	797	188,0	854	1.441	168,7	0,2	1,8
Romania	1.692	2.092	123,6	3.996	6.187	154,8	0,8	3,0
Russian Federation	1.617	2.070	128,0	3.563	4.421	124,1	0,6	2,1
Slovakia	879	1.195	135,9	1.835	2.202	120,0	0,3	1,8
Slovenia	21.447	23.794	110,9	41.079	42.783	104,1	5,5	1,8
Serbia	35.831	37.572	104,9	72.917	79.084	108,5	10,2	2,1
Spain	2.617	3.223	123,2	5.544	6.001	108,2	0,8	1,9
Switzerland (including Liechtenstein)	3.285	3.742	113,9	6.914	7.963	115,2	1,0	2,1
Sweden	3.467	4.237	122,2	7.937	9.851	124,1	1,3	2,3
Turkey	44.281	36.351	82,1	74.416	61.289	82,4	7,9	1,7
United Kingdom	4.210	5.251	124,7	9.715	13.021	134,0	1,7	2,5
Ukraine	577	788	136,6	1.329	1.568	118,0	0,2	2,0
Other European countries	1.171	1.184	101,1	3.033	2.411	79,5	0,3	2,0
Egypt	538	378	70,3	1.215	955	78,6	0,1	2,5
South Africa	83	224	269,9	465	564	121,3	0,1	2,5
Other African countries	336	680	202,4	961	1.843	191,8	0,2	2,7
Canada	1.708	2.142	125,4	3.260	4.101	125,8	0,5	1,9
USA	8.673	11.585	133,6	19.595	24.926	127,2	3,2	2,2
Other Northern American countries	142	367	258,5	315	589	187,0	0,1	1,6
Brazil	1.014	1.564	154,2	1.814	2.882	158,9	0,4	1,8
Other Southern and Central American countries	1.500	2.133	142,2	2.996	4.232	141,3	0,5	2,0
Bahrain ¹⁾	1.824	2.002	109,8	4.975	6.158	123,8	0,8	3,1
India	864	732	84,7	1.951	1.758	90,1	0,2	2,4
Iran	85	152	178,8	197	461	234,0	0,1	3,0
Israel	776	2.584	333,0	1.442	5.729	397,3	0,7	2,2
Japan	3.662	3.300	90,1	4.610	4.342	94,2	0,6	1,3
Republic of Korea	19.384	25.283	130,4	21.722	27.702	127,5	3,6	1,1
Qatar ¹⁾	822	819	99,6	2.803	2.605	92,9	0,3	3,2
China	6.242	13.216	211,7	7.846	15.566	198,4	2,0	1,2
Kuwait	3.519	2.790	79,3	10.897	9.345	85,8	1,2	3,3
Saudi Arabia	4.039	3.815	94,5	9.249	9.080	98,2	1,2	2,4
United Arab Emirates ¹⁾	10.358	11.017	106,4	27.139	29.268	107,8	3,8	2,7
Other Asian countries (including Malaysia and Oman)	8.799	16.737	190,2	17.082	29.757	174,2	3,8	1,8
-Malaysia ²⁾	-	6.006	-	-	8.022	-	1,0	1,3
- Oman ²⁾	-	3.602	-	-	9.097	-	1,2	2,5
Australia	2.467	2.786	112,9	4.907	5.454	111,1	0,7	2,0
New Zealand	360	360	100,0	651	676	103,8	0,1	1,9
Other countries of Oceania	269	98	36,4	362	243	67,1	0,0	2,5

¹⁾ Since 2016, Bahrain, Qatar and United Arab Emirates have been detached from other Asian countries and are now observed separately.

²⁾ Since 2017, Malaysia and Oman have been detached from other Asian countries and are now observed separately.

*) final data

Structure of tourists nights according to the classification of activity 1) January - June 2016 and 2017.

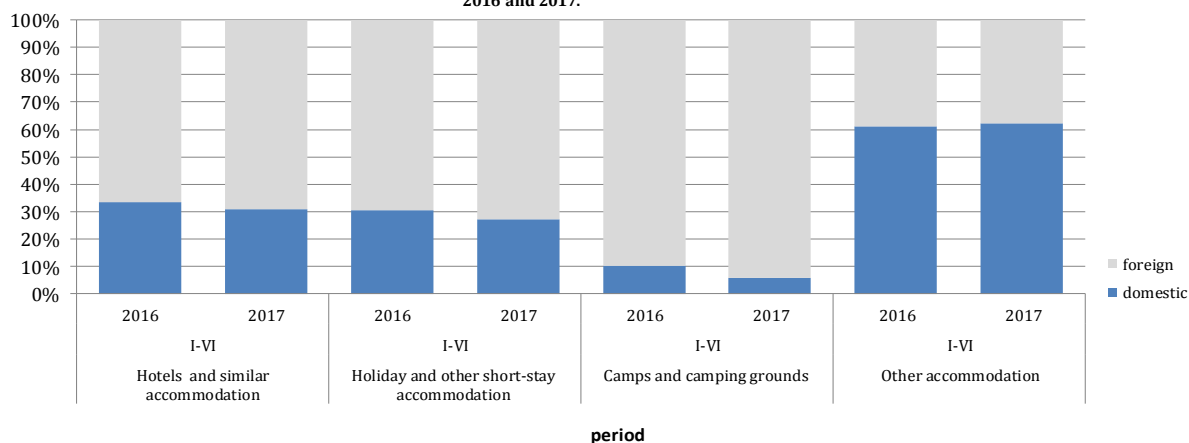


Table 3 : Tourist arrivals and nights according to the classification of activities 1)

	ARRIVALS			NIGHTS			I - VI 2017
	I - VI 2016 *	I - VI 2017	Indices $\frac{I - VI 2017}{I - VI 2016}$	I - VI 2016 *	I - VI 2017	Indices $\frac{I - VI 2017}{I - VI 2016}$	Structure of nights %
TOTAL	506.138	562.101	111,1	1.017.015	1.128.476	111,0	100,0
Hotels and similar accommodation	477.866	531.910	111,3	944.759	1.050.395	111,2	93,1
Holiday and other short-stay accommodation	16.140	18.390	113,9	33.689	39.811	118,2	3,5
Camps and camping grounds	3.955	3.750	94,8	5.760	5.745	99,7	0,5
Other accommodation	8.177	8.051	98,5	32.807	32.525	99,1	2,9
Domestic tourists	180.097	183.141	101,7	346.765	355.262	102,5	31,5
Hotels and similar accommodation	169.174	171.463	101,4	315.824	323.901	102,6	28,7
Holiday and other short-stay accommodation	6.344	6.837	107,8	10.288	10.842	105,4	1,0
Camps and camping grounds	511	253	49,5	585	326	55,7	0,0
Other accommodation	4.068	4.588	112,8	20.068	20.193	100,6	1,8
Foreign tourist	326.041	378.960	116,2	670.250	773.214	115,4	68,5
Hotels and similar accommodation	308.692	360.447	116,8	628.935	726.494	115,5	64,4
Holiday and other short-stay accommodation	9.796	11.553	117,9	23.401	28.969	123,8	2,6
Camps and camping grounds	3.444	3.497	101,5	5.175	5.419	104,7	0,5
Other accommodation	4.109	3.463	84,3	12.739	12.332	96,8	1,1

1) The Classification of Economic Activities of BiH 2010

*) final data

NOTES ON METHODOLOGY

The purpose of the statistical survey

The purpose of the statistical survey is to monitor the tourist activity realised in commercial accommodation establishments and to provide internationally comparable BiH's statistics of tourism in accordance with current EU Regulations for the tourism statistics.

Observation units

Observation units are all business entities /legal units which are, by the main activity, registered in accommodation activity (division 55 - KD BiH 2010), persons as well as households that rent accommodation establishments to tourists. For the purpose of the survey, Classification of Activities in Bosnia and Herzegovina - KD BiH 2010 was used, and it is fully compliant with the European Classification of Economic Activities - NACE Rev. 2.

Coverage

Reporting units are all business entities (enterprises, entrepreneurs, institutions, associations etc.) and parts thereof engaged in providing accommodation services in tourism registered according to the CA BiH 2010 under section : 55.1 (hotels and similar accommodation), 55.2 (holiday and other short - stay accommodation), 55.3 (camps and camping grounds), 55.9 (other accommodation), health institutions for their facilities in which persons stay for medical rehabilitation (costs are on persons themselves), business entities and parts thereof engaged in tourist stay in rural households, houses, camps, apartments and rooms directly rented by private persons/households. Survey covers the entire territory of Bosnia and Herzegovina.

Source and methods of data collection

Data on turnover of tourists (number of tourist arrivals and tourist nights) are collected from regular monthly report (TU-11 form). Reports are usually made on the basis of reception records in guest books, entities and their parts engaged in organising and arranging of tourists.

Definitions

Tourism means the activity of visitors taking a trip to a main destination outside their usual environment for less than a year, for leisure, business or other personal purpose other than to be employed by a resident entity in the place visited.

Tourist is every person who, outside his place of permanent residence, spends one night in a hotel or some other accommodation facility for reasons of rest, recreation, health, study, sport, religion, family, business, public tasks or meeting.

Residence is a place where a person came with the intention of permanent stay. Tourist is registered in every place or establishment where he stays and, therefore, in case he/she changes the place or establishment, he/she must register again, which results in data ambiguity. Consequently, the statistics register the number of tourist arrivals and not the number of tourists.

Domestic tourist is a person with permanent residence in the BiH who spends at least one night in a hotel or some other accommodation establishment outside their place or residence.

Foreign tourist is every person with permanent residence outside in BiH who temporarily resides in BiH and who spends at least one night in a hotel or some other accommodation establishment.

Symbols

- no occurrence

0,0 value not zero but less than 0,05 unit of measure use

Published and printed by the Agency for Statistics of the Bosnia and Herzegovina, 71000 Sarajevo, Zelenih beretki 26

Phone: +387 (33) 911 911 · Telefax: +387 (33) 220 622

E-mail : bhas@bhas.gov.ba · Web site: <http://www.bhas.gov.ba>

Person responsible: M.Sc. Velimir Jukić, director

Prepared by: Ms. Jasmina Omić

First Release data are also published on the Internet
