

PRIOPĆENJE  
SAOPŠTENJE  
САОПШТЕЊЕ  
FIRST RELEASE

Molimo korisnike da prilikom upotrebe/uporabe podataka obavezno/obvezno navedu izvor  
Молимо кориснике да приликом употребе података обавезно наведу извор  
Users are kindly requested to mention data source

## STATISTIKA SAOBRAĆAJA Transport Statistics

Manji obim **cestovnog i željezničkog prijevoza robe i putnika** u 2009. u odnosu na 2008. godinu zabilježen je prema svim indikatorima prometa u kojima je obim mjeren.

Tako je u cestovnom prijevozu robe broj pređenih kilometara vozila manji za 2,0%, obim prevezene robe za 11,3%, a ostvareni tonski kilometri za 8,6%. U cestovnom prijevozu putnika pređeni kilometri vozila manji su za 1,4%, broj prevezenih putnika za 5,3%, a ostvareni putnički kilometri za 7,3%

U željezničkom prijevozu robe obim prevezene robe manji je za 15,8%, a broj ostvarenih tonskih kilometara za 20,1%. U željezničkom prijevozu putnika broj prevezenih putnika manji je za 27,5%, a broj ostvarenih putničkih kilometara za 21,9%.

U **gradsko-prigradskom prijevozu** u 2009. godini u odnosu na 2008. godinu pređeni kilometri vozila manji su za 1,0%, a broj prevezenih putnika manji je za 0,5%.

U **avionskom prijevozu** broj aerodromskih operacija u 2009. godini pokazuje pad od 2,2% u odnosu na prethodnu godinu, dok broj prevezenih putnika pokazuje povećanje za 3,3%.

U 2009. godini u odnosu na 2008. godinu, broj pismonosnih pošiljki manji je za 1,2%, a broj paketnih pošiljki manji je za 13,9%. U istom periodu broj operacija u platnom prometu manji je za 3,3%.

Kretanje indeksa obima prometa u cestovnom i željezničkom saobraćaju po kvartalima 2009. prikazano je u grafikonima.

The lower volume of road and railway transport of goods and passengers in 2009. compared to 2008. was recorded in all indicators of transport in which the volume was measured.

The vehicle kilometres covered in transport of goods less for 2.0%, volume of transported goods less for 11.3%, and realized tonne kilometres less for 8.6%. The vehicle kilometres covered in transport of passengers less for 1.4%, number of passengers transported less for 5.3%, and realized passengers kilometres less for 7.3%

In railway transport of goods, volume of goods transported less for 15.8%, and number of metric tons kilometers less for 20.1%. The total number of passengers, in railway transport of passengers, less for 27.5%, and number of passengers kilometres less for 21.9%

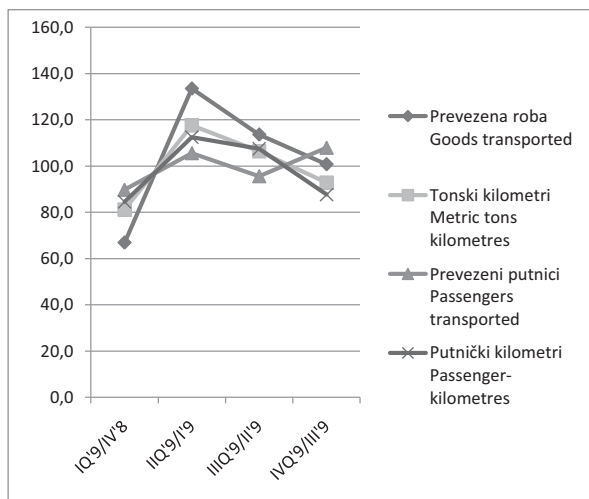
The total kilometers covered in urban - suburban transport in 2009. compared to 2008. less for 1.0%, and the number of passengers transported less for 0.5%.

In air transport, the number of aircraft movements, in 2009., decreased by 2.2% although number of passengers transported increased by 3.3%, compared to 2008.

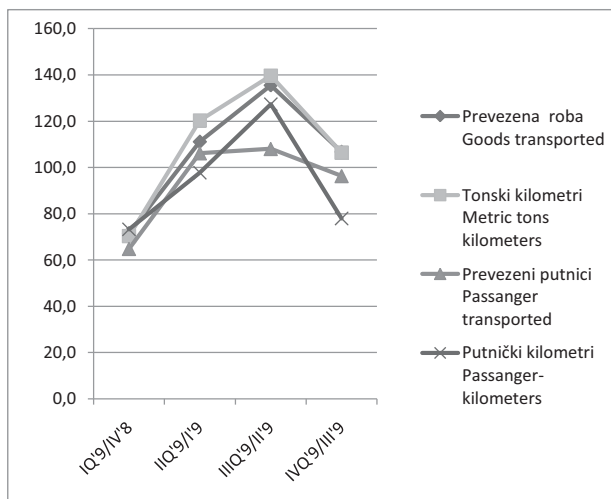
In 2009. compared to 2008., the number of postal services in letters less for 1.2% and number of parcels less for 13.9%. In that same period number of operation in payment less for 3.3%.

Trends in volume indices of transport in the road and railway transport by quarters of 2009. is shown in the chart.

G.1 CESTOVNI PRIJEVOZ / ROAD TRANSPORT  
indeksi po kvartalima / indices by quarters



G.2 ŽELJEZNIČKI PRIJEVOZ / RAILWAY TRANSPORT  
indeksi po kvartalima / indices by quarters



**CESTOVNI PRIJEVOZ / ROAD TRANSPORT**

Obim prometa po indikatorima prometa <i>Volume of transport by transport indicators</i>	2008	I	II	III	IV	2009
		kvartal quarter	kvartal quarter	kvartal quarter	kvartal quarter	

**PRIJEVOZ ROBE / TRANSPORT OF GOODS**

<b>Pređeni kilometri vozila, u hiljadama</b> <i>Vehicle-kilometres covered, in thousands</i>	242.096	52.858	60.468	62.737	61.289	237.352
<b>Prevezeno tona robe, u hiljadama</b> <i>Tons of goods transported, in thousands</i>	5.714	942	1.258	1.429	1.440	5.069
<b>Tonski kilometri, u hiljadama</b> <i>Metric tons kilometres, in thousands</i>	1.873.598	372.958	438.577	466.591	433.449	1.711.575

**PRIJEVOZ PUTNIKA / TRANSPORT OF PASSENGERS**

<b>Pređeni kilometri vozila, u hiljadama</b> <i>Vehicle-kilometres covered, in thousands</i>	101.224	23.315	25.624	26.079	24.750	99.768
<b>Prevezeni putnici, u hiljadama</b> <i>Passengers transported, in thousands</i>	29.204	6.658	7.031	6.723	7.257	27.669
<b>Putnički kilometri, u hiljadama</b> <i>Passenger-kilometres, in thousands</i>	2.113.943	445.748	501.496	539.240	472.743	1.959.227

Indeksi po indikatorima prometa <i>Indices by transport indicators</i>	I 2009 IV 2008	II 2009 I 2009	III 2009 II 2009	IV 2009 III 2009	IV 2009 IV 2008	2009 2008
---	-------------------	-------------------	---------------------	---------------------	--------------------	--------------

**PRIJEVOZ ROBE / TRANSPORT OF GOODS**

<b>Pređeni kilometri vozila</b> <i>Vehicle-kilometres covered</i>	88,3	114,4	103,8	97,7	102,4	98,0
<b>Prevezeno tona robe</b> <i>Tons of goods transported</i>	66,9	133,5	113,6	100,8	102,2	88,7
<b>Tonski kilometri</b> <i>Metric tons kilometres</i>	81,2	117,6	106,4	92,9	94,4	91,4

**PRIJEVOZ PUTNIKA / TRANSPORT OF PASSENGERS**

<b>Pređeni kilometri vozila</b> <i>Vehicle-kilometres covered</i>	95,0	109,9	101,8	94,9	100,8	98,6
<b>Prevezeni putnici</b> <i>Passengers transported</i>	89,7	105,6	95,6	107,9	97,8	94,7
<b>Putnički kilometri</b> <i>Passenger-kilometres</i>	84,6	112,5	107,5	87,7	89,7	92,7

**GRADSKO - PRIGRADSKI PRIJEVOZ / URBAN - SUBURBAN TRANSPORT**

Obim prometa po indikatorima prometa <i>Volume of transport by transport indicators</i>	2008	I	II	III	IV	2009
		kvartal quarter	kvartal quarter	kvartal quarter	kvartal quarter	

<b>Pređeni kilometri vozila, u hiljadama</b> <sup>1)</sup> <i>Vehicle kilometres covered, in thousands</i>	60.405	14.864	15.382	14.066	15.474	59.786
<b>Prevezeni putnici, u hiljadama</b> <i>Passengers transported, in thousands</i>	165.095	41.458	42.281	36.250	44.251	164.240

Indeksi po indikatorima prometa <i>Indices by transport indicators</i>	I 2009 IV 2008	II 2009 I 2009	III 2009 II 2009	IV 2009 III 2009	IV 2009 IV 2008	2009 2008
---	-------------------	-------------------	---------------------	---------------------	--------------------	--------------

<b>Pređeni kilometri vozila</b> <i>Vehicle kilometres covered</i>	92,9	103,5	91,4	110,0	96,7	99,0
<b>Prevezeni putnici</b> <i>Passengers transported</i>	93,2	102,0	85,7	122,1	99,4	99,5

1) Podatak o pređenim kilometrima vozila ne sadrži podatke za Brčko Distrikt.  
*Data on vehicles kilometer covered does not include data for the Brcko District*

## ŽELJEZNIČKI PRIJEVOZ / RAILWAY TRANSPORT

Obim prometa po indikatorima prometa <i>Volume of transport by transport indicators</i>	2008	I	II	III	IV	2009
		kvartal quarter	kvartal quarter	kvartal quarter	kvartal quarter	

### PRIJEVOZ ROBE / GOODS TRANSPORT

<b>Prevezeno tona robe, u hiljadama</b> <i>Tons of goods transported, in thousands</i>	13.204	2.129	2.365	3.204	3.419	11.117
<b>Tonski kilometri, u hiljadama</b> <i>Metric tons kilometers, in thousands</i>	1.242.318	175.031	210.454	293.911	312.977	992.373

### PRIJEVOZ PUTNIKA / PASSENGER TRANSPORT

<b>Prevezeni putnici, u hiljadama</b> <i>Passenger transported, in thousands</i>	1.256	211	224	242	233	910
<b>Putnički kilometri, u hiljadama</b> <i>Passenger-kilometers, in thousands</i>	78.483	14.614	14.283	18.185	14.182	61.264

Indeksi po indikatorima prometa <i>Indices by transport indicators</i>	I 2009 IV 2008	II 2009 I 2009	III 2009 II 2009	IV 2009 III 2009	IV 2009 IV 2008	2009 2008
---	-------------------	-------------------	---------------------	---------------------	--------------------	--------------

### PRIJEVOZ ROBE / GOODS TRANSPORT

<b>Prevezeno tona robe</b> <i>Tons of goods transported</i>	71,5	111,1	135,5	106,7	114,9	84,2
<b>Tonski kilometri</b> <i>Metric tons kilometers</i>	70,3	120,2	139,7	106,5	125,7	79,9

### PRIJEVOZ PUTNIKA / PASSENGER TRANSPORT

<b>Prevezeni putnici</b> <i>Passenger transported</i>	64,7	106,2	108,0	96,3	71,5	72,5
<b>Putnički kilometri</b> <i>Passenger-kilometers</i>	73,2	97,7	127,3	78,0	71,0	78,1

## AVIONSKI PRIJEVOZ / AIR TRANSPORT <sup>2)</sup>

Obim prometa po indikatorima prometa <i>Volume of transport by transport indicators</i>	2008	I	II	III	IV	2009
		kvartal quarter	kvartal quarter	kvartal quarter	kvartal quarter	

<b>Broj aerodromskih operacija</b> <i>Number of aircraft movements</i>	8.985	1.567	2.383	2.766	2.074	8.790
<b>Broj prevezenih putnika</b> <i>Number of passengers</i>	531.712	91.029	148.955	183.398	125.788	549.170
<b>Uzletjeli (ukrcani)</b> <i>Embarked</i>	267.029	46.203	70.274	94.803	63.643	274.923
<b>Sletjeli (iskrcani)</b> <i>Disembarked</i>	264.683	44.826	78.681	88.595	62.145	274.247
<b>Prevezeni teret, tona</b> <i>Freight transported, tones</i>	2.090	407	461	653	531	2.052
<b>Utovaren</b> <i>Loaded</i>	593	109	125	292	163	689
<b>Istovaren</b> <i>Unloaded</i>	1.497	298	336	361	368	1.363
<b>Prevezena pošta, tona</b> <i>Mail transported, tones</i>	325	83	72	67	89	311
<b>Utovarena</b> <i>Loaded</i>	113	26	23	22	28	99
<b>Istovarena</b> <i>Unloaded</i>	212	57	49	45	61	212

Indeksi po indikatorima prometa <i>Indices by transport indicators</i>	I 2009 IV 2008	II 2009 I 2009	III 2009 II 2009	IV 2009 III 2009	IV 2009 IV 2008	2009 2008
---	-------------------	-------------------	---------------------	---------------------	--------------------	--------------

<b>Broj aerodromskih operacija</b> <i>Aircraft movements</i>	74,9	152,1	116,1	75,0	99,2	97,8
<b>Broj prevezenih putnika</b> <i>Number of passengers</i>	76,9	163,6	123,1	68,6	106,2	103,3
<b>Prevezeni teret</b> <i>Freight transported</i>	70,8	113,3	141,6	81,3	92,4	98,2
<b>Prevezena pošta</b> <i>Mail transported</i>	91,2	86,7	93,1	132,8	97,8	95,7

2) Izvor podataka: Direkcija za civilno vazduhoplovstvo BiH  
Source: Directorate of Civil Aviation of BiH

**POŠTANSKI SAOBRAĆAJ / POSTAL TRANSPORT**

Obim prometa po indikatorima prometa <i>Volume of transport by transport indicators</i>	2008	I	II	III	IV	2009
		kvartal quarter	kvartal quarter	kvartal quarter	kvartal quarter	

POŠTANSKE USLUGE / POSTAL SERVICES

<b>Broj pisama - Ukupno, hiljada komada</b> <i>Number of letters - Total, in thousands</i>	77.726	18.178	18.849	18.864	20.883	76.774
<b>Otpremljena pisma</b> <i>Sent letters</i>	74.346	17.387	18.060	18.280	20.240	73.967
<b>unutrašnji promet</b> <i>domestic transport</i>	72.562	16.809	17.569	17.678	19.493	71.549
<b>međunarodni promet</b> <i>international transport</i>	1.784	578	491	602	747	2.418
<b>Prispjela pisma (međunarodni promet)</b> <i>Arrived letters (international transport)</i>	3.380	791	789	584	643	2.807

PAKETNE USLUGE / PARCEL SERVICES <sup>3)</sup>

<b>Broj paketa - Ukupno, u hiljadama komada</b> <i>Number of parcels - Total, in thousands</i>	361,7	89,6	64,3	67,3	90,3	311,4
<b>Otpremljeni paketi</b> <i>Sent parcels</i>	322,3	77,5	58,3	63,2	80,2	279,2
<b>unutrašnji promet</b> <i>domestic transport</i>	316,2	76,5	57,2	62,2	78,2	274,1
<b>međunarodni promet</b> <i>international transport</i>	4,8	1,3	1,2	1,3	1,4	5,2
<b>Prispjeli paketi (međunarodni promet)</b> <i>Arrived parcels (international transport)</i>	39,3	12,1	6,1	4,1	10,0	32,2

PLATNI PROMET / PAYMENTS OPERATIONS

<b>Broj operacija - Ukupno, u hiljadama</b> <i>Number of operations - Total, in thousands</i>	31.850	7.566	7.552	7.780	7.900	30.798
<b>Uplate</b> <i>Payments</i>	25.222	6.108	5.999	6.268	6.426	24.801
<b>Isplate</b> <i>Pays off</i>	6.627	1.458	1.553	1.512	1.474	5.997

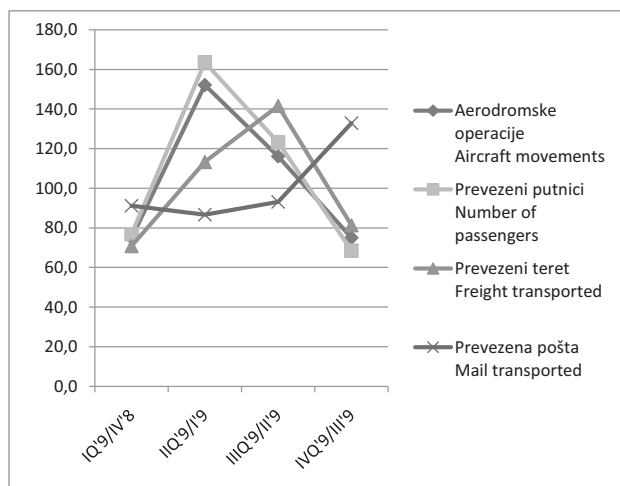
3) Podatak za 2009. u pojedinim slučajevima se razlikuje od zbira podataka po kvartalima zbog iskazivanja podataka u hiljadama.  
*Data for 2009. in some cases differ from the sum of quarters due to the presentation of data in thousands.*

Indeksi po indikatorima prometa <i>Indices by transport indicators</i>	I 2009	II 2009	III 2009	IV 2009	IV 2009	2009
	IV 2008	I 2009	II 2009	III 2009	IV 2008	2008

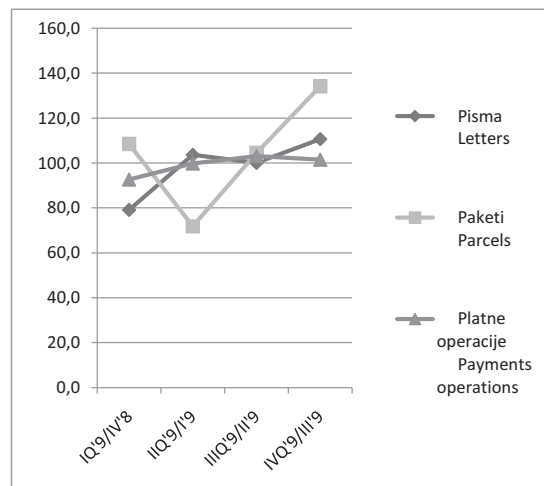
<b>Broj pisama - Ukupno</b> <i>Number of letters - Total</i>	79,2	103,7	100,1	110,7	90,9	98,8
<b>Broj paketa - Ukupno</b> <i>Number of parcels - Total</i>	108,5	71,8	104,6	134,2	109,3	86,1
<b>Broj platnih operacija - Ukupno</b> <i>Number of payments operations - Total</i>	92,7	99,8	103,0	101,5	96,8	96,7

Kretanje indeksa obima prometa u avionskom prijevozu i poštanskom saobraćaju po kvartalima 2009. prikazano je u grafikonima.

G.3 AVIONSKI PRIJEVOZ / AIR TRANSPORT  
indeksi po kvartalima / indices by quarters



G.4 POŠTANSKI SAOBRAĆAJ / POSTAL TRANSPORT  
indeksi po kvartalima / indices by quarters



## Metodološka objašnjenja

Podaci o cestovnom i željezničkom prometu dobiveni su obradom mjesečnih i kvartalnih statističkih izvještaja koje su entitetski statistički zavodi prikupili. Izvještajne jedinice su preduzeća i drugi poslovni subjekti koji se bave prijevozom putnika i robe (tereta) u unutrašnjem i međunarodnom prijevozu.

Statistički podaci o vazdušnim operacijama, prevezenim putnicima, teretu i pošti na aerodromima u BiH preuzeti su od Direkcije za civilno vazduhoplovstvo BiH. Direkcija je ustupljene statističke podatke obradila u skladu sa statističkim programom i standardima International Civil Aviation Organization (ICAO).

Svi podaci o broju putnika, teretu i pošti odnose se na međunarodni zračni saobraćaj, jer u BiH nema domaćeg vazdušnog saobraćaja.

Podaci o poštanskom prometu dobiveni su na osnovu obrade statističkih izvještaja koje su entitetski statistički zavodi prikupili. Izvještajne jedinice su preduzeća registrovana u ovoj djelatnosti.

## Definicije

Pod pojmom **prijevoz** podrazumjeva se kretanje putnika ili tereta od jednog mjesta (mjesto ukrcaja/utovara) do drugog mjesta (mjesto iskrcaja/istovara) i predstavlja mjeru aktivnosti prijevoznih preduzeća.

**Unutrašnji prijevoz** obuhvaća prijevoz putnika obavljen između mjesta ukrcaja i mjesta iskrcaja unutar granica naše zemlje.

**Međunarodni prijevoz** obuhvaća prijevoz putnika između mjesta ukrcaja u našoj zemlji i mjesta iskrcaja u inostranstvu i obratno.

**Prijevoz putnika** obuhvaća prevezene putnike u unutrašnjem i međunarodnom prometu.

**Putnički kilometar** je jedinica mjere koja predstavlja prijevoz jednog putnika na udaljenosti od jednog kilometra.

**Pod robom** se podrazumjeva svaka roba koja se prevozi željezničkim i cestovnim sredstvima.

**Prijevoz robe** iskazuje se u tonama i u tonskim kilometrima, a predstavlja zbroj svih kilometara ostvarenih u unutrašnjem i međunarodnom prijevozu.

**Tonski kilometar** je jedinica mjere koja predstavlja prijevoz jedne tone robe na udaljenosti od jednog kilometra.

**Gradski prijevoz putnika** se odnosi na rad poslovnih subjekata koji se bave prijevozom putnika u gradskim i prigradskim naseljima. Predstavljen je podacima o pređenim kilometrima vozila i prevezenim putnicima.

**Pismonosne i paketne pošiljke** obuhvataju broj pismonosnih pošiljaka prispjelih u unutrašnjem prometu i prispjelih i otpremljenih u međunarodnom prometu.

**Pismonosna pošiljka** jest vrsta pošiljke u poštanskom prometu u koju ubrajamo obična pisma, dopisnice, tiskovine, preporučene pismonosne pošiljke i pisma s označenom vrijednošću.

**Platni promet** se odnosi na uplate po poštanskim uplatnicama, uplate i isplate po žiro i tekućim računima, po štednim knjižicama poštanske štedionice i poslovnih banaka i isplate po inostranim štednim knjižicama.

## Notes of methodology

*Data on Road and Railway transport were obtained by processing monthly and quarterly statistical data from surveys conducted by the Statistical Offices at the level of entities. The reporting units for these surveys are enterprises and other business subjects engaged in domestic and international transport of passengers and goods.*

*Statistical data on aircraft movements, number of passengers, freight and mail transported on airports in BiH are taken from Directorate of civil aviation of BiH. Directorate processed supplied statistical data in accordance with International Civil Aviation Organization (ICAO) statistical programme and standards.*

*All data on number of passengers, freight and mail are related to international air transport. BiH has no domestic air transport*

*Data on postal transport were obtained by processing statistical data from surveys conducted by the Statistical Offices at the level of entities. The reporting units for these surveys are enterprises registered in this activity.*

## Definitions

**Considered as transport** is movement of passengers or cargo from one place (loading place) to another place (unloading place) and representing the operation of transport enterprises.

**Domestic transport** implies transport of passenger between places of loading and unloading within the borders of the country.

**International transport** implies transport of passengers between the place of loading in our country and the place of unloading abroad, or the other way round.

**Transport of passengers** include transported passengers into domestic and international transport.

**Passenger kilometre** is a unit of measure which refers to transport of one passenger at the distance of one kilometre.

**Goods** are any goods transported by railway or road transport means.

**Goods transport** is given in tons and ton kilometres, and it is the sum of all kilometres realized in domestic and international transport.

**Ton kilometre** is a unit of measure which refers to transport of one tone of goods at the distance of one kilometre.

**Urban transport of passengers** refers to the work of economic entities engaged in transport of passengers in urban and suburban settlements. Data on urban/suburban transport is represented by the indicators of kilometers covered and passenger transported.

**Letter and parcel postal services** include the number of letters arrived in domestic traffic, as well as those arrived and sent in international traffic.

**Postal letter** is a type of item in the postal traffic, which includes letters, postcards, blanks, registered mail and insured letters

**Payment operations** refer to payments by postal money order, payments by giro and current accounts, by saving books of postal savings and business banks, and payments by foreign saving books

---

**Izdaje i štampa Agencija za statistiku Bosne i Hercegovine, 71000 Sarajevo, Zelenih beretki 26**  
*Published and printed by the Agency for Statistics of the Bosnia and Herzegovina, 71000 Sarajevo, Zelenih beretki 26*

**Telefon/Phone: +387 (33) 220 626 · Telefaks/Telefax: +387 (33) 220 622**  
**Elektronska pošta/E-mail : bhas@bhas.ba · Internetska stranica/Web site: <http://www.bhas.ba>**

**Odgovara direktor Zdenko Milinović**  
*Person responsible: Zdenko Milinović, Director General*

**Saopštenje priredili: Nataša Lučić, Mia Šimović i Bojana Cicović**  
*Prepared by: Ms. Nataša Lučić, Ms. Mia Šimović and Ms. Bojana Cicović*

**Tiraž: 100 primjeraka**  
*100 copies printed*

**Podaci iz ovog saopštenja objavljuju se i na internetu**  
*First Release data are also published on the Internet*

---