



SAOPŠTENJE

FIRST RELEASE



Molimo korisnike da prilikom upotrebe podataka obavezno navedu izvor
Users are kindly requested to mention the data source

GODINA/ YEAR I

SARAJEVO, 24.09.2010.

BROJ/ NUMBER 2

STATISTIKA SAOBRAĆAJA

Transport Statistics

U **cestovnom prijevozu robe** broj pređenih kilometara vozila u II. kvartalu 2010. godine u odnosu na II. kvartal prethodne godine veći je za 20,8 %, opseg prevezene robe je veći za 2,9 %. Ostvareni tonski kilometri veći su za 19,2 %.

U **cestovnom prijevozu putnika** pređeni kilometri vozila su manji za 3,7 %, broj prevezenih putnika veći je za 3,3 %. Ostvareni putnički kilometri manji su za 5,0 %.

U **gradsko-prigradskom prijevozu** u II. kvartalu 2010. godine u odnosu na isti kvartal prethodne godine pređeni kilometri vozila veći su za 14,4 %, a broj prevezenih putnika veći je za 1,1 %.

U **željezničkom prijevozu robe** opseg prevezene robe u II. kvartalu 2010. godine veći je za 35,9 %, a broj ostvarenih tonskih kilometara veći je za 52,2 % u odnosu na isti kvartal prethodne godine.

Broj prevezenih putnika u **željezničkom prijevozu putnika** u II. kvartalu 2010. godine veći je za 4,9 %, a broj ostvarenih putničkih kilometara veći je za 8,3 % u odnosu na isti kvartal prethodne godine.

U **avionskom prijevozu** broj aerodromskih operacija u II. kvartalu 2010. godine manji je za 11,1 %, a broj prevezenih putnika veći je za 6,3 % u odnosu na isti kvartal prethodne godine.

U II. kvartalu 2010. godine u odnosu na II. kvartal 2009. godine, **broj pismonosnih pošiljki** manji je za 8,5 %, a **broj paketskih pošiljki** veći je za 9,9 %. U istom tom periodu **broj operacija u platnom prometu** je za 3,0% veći.

Kretanje indeksa obima prometa u cestovnom i željezničkom prometu po kvartalima prikazano je u grafikonima.

The vehicle kilometres covered in **transport of goods** in the IInd quarter of 2010. compared to the IInd quarter of the previous year higher for 20.8 %, volume of transported goods higher for 2.9 %. Realized tonne kilometres higher for 19.2 %.

The vehicle kilometres covered in **transport of passengers** less for 3.7 % , number of passengers transported higher for 3.3%. Realized passengers kilometers less for 5.0 %

The total kilometers covered in **urban - suburban transport** in the IInd quarter of 2010. compared to the same quarter of previous year higher for 14.4 %, and the number of passengers transported higher for 1.1%.

In **railway transport of goods**, volume of goods transported in the IInd quarter of 2010. higher for 35.9 %, and number of metric tons kilometers higher for 52.2% compared to the same quarter of the previous year.

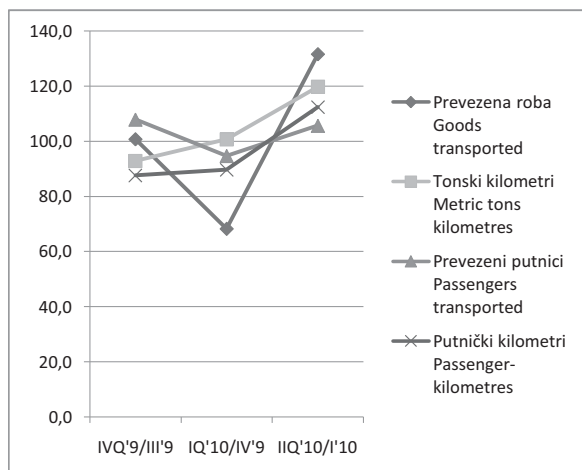
The total number of passengers, in **railway transport of passengers** in the IInd quarter of 2010, higher for 4.9%, and number of passengers kilometers higher for 8,3% compared to the same quarter of previous year.

In **air transport**, the number of aircraft movements in the IInd quarter of 2010.,less for 11.1 %, number of passengers transported higher for 6.3 %, compared to the same quarter of previous year.

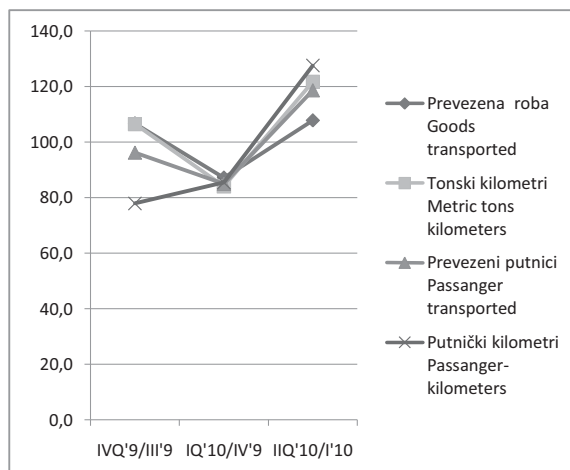
In the IInd quarter of 2010. compared to the IInd quarter of 2009., the **number of postal services** in letters less for 8.5 % and **number of parcels** higher for 9.9 %. In that same period **number of operation in payment** is 3.0% higher .

Trends in volume indices of transport in the road and railway transport by quarters is shown in the chart.

G.1 CESTOVNI PRIJEVOZ / ROAD TRANSPORT
Indeksi po kvartalima / Indices by quarters



G.2 ŽELJEZNIČKI PRIJEVOZ / RAILWAY TRANSPORT
Indeksi po kvartalima / Indices by quarters



CESTOVNI PRIJEVOZ / ROAD TRANSPORT

Obim prometa po indikatorima prometa <i>Volume of transport by transport indicators</i>	II kvartal / quarter	I-II kvartali / quarters	I kvartal / quarter	II kvartal / quarter	I-II kvartali / quarters
	2009		2010		

PRIJEVOZ ROBE / TRANSPORT OF GOODS

Predjeni kilometri vozila, u hiljadama <i>Vehicle-kilometres covered, in thousands</i>	60.468	113.326	61.187*	73.020	134.207
Prevezeno tona robe, u hiljadama <i>Tons of goods transported, in thousands</i>	1.258	2.200	983*	1.294	2.277
Tonski kilometri, u hiljadama <i>Metric tons kilometres, in thousands</i>	438.577	811.535	436.351*	522.875	959.226

PRIJEVOZ PUTNIKA / TRANSPORT OF PASSENGERS

Pređeni kilometri vozila, u hiljadama <i>Vehicle-kilometres covered, in thousands</i>	25.624	48.939	23.210*	24.688	47.898
Prevezeni putnici, u hiljadama <i>Passengers transported, in thousands</i>	7.031	13.689	6.875*	7.264	14.139
Putnički kilometri, u hiljadama <i>Passenger-kilometres, in thousands</i>	501.496	947.244	423.877*	476.610	900.487

Indeksi po indikatorima prometa <i>Indices by transport indicators</i>	II 2010 I 2010	II 2010 II 2009	I - II 2010 I - II 2009
---	-------------------	--------------------	----------------------------

PRIJEVOZ ROBE / TRANSPORT OF GOODS

Pređeni kilometri vozila <i>Vehicle-kilometres covered</i>	119,3	120,8	118,4
Prevezeno tona robe <i>Tons of goods transported</i>	131,6	102,9	103,5
Tonski kilometri <i>Metric tons kilometres</i>	119,8	119,2	118,2

PRIJEVOZ PUTNIKA / TRANSPORT OF PASSENGERS

Pređeni kilometri vozila <i>Vehicle-kilometres covered</i>	106,4	96,3	97,9
Prevezeni putnici <i>Passengers transported</i>	105,7	103,3	103,3
Putnički kilometri <i>Passenger-kilometres</i>	112,4	95,0	95,1

GRADSKO - PRIGRADSKI PRIJEVOZ / URBAN - SUBURBAN TRANSPORT

Obim prometa po indikatorima prometa <i>Volume of transport by transport indicators</i>	II kvartal / quarter	I-II kvartali / quarters	I kvartal / quarter	II kvartal / quarter	I-II kvartali / quarters
	2009		2010		

Pređeni kilometri vozila, u hiljadama ¹⁾ <i>Vehicle kilometres covered, in thousands</i>	15.382	30.246	13.950*	17.601	31.551
Prevezeni putnici, u hiljadama <i>Passengers transported, in thousands</i>	42.281	83.739	41.722*	42.751	84.473

Indeksi po indikatorima prometa <i>Indices by transport indicators</i>	II 2010 I 2010	II 2010 II 2009	I - II 2010 I - II 2009
---	-------------------	--------------------	----------------------------

Pređeni kilometri vozila <i>Vehicle kilometres covered</i>	126,2	114,4	104,3
Prevezeni putnici <i>Passengers transported</i>	102,5	101,1	100,9

1) Podatak o pređenim kilometrima vozila ne sadrži podatke za Brčko Distrikt.
Data on vehicles kilometer covered does not include data for the Brcko District

*podatak je korigovan/data is corrected

ŽELJEZNIČKI PRIJEVOZ / RAILWAY TRANSPORT

Obim prometa po indikatorima prometa <i>Volume of transport by transport indicators</i>	II kvartal / quarter	I-II kvartali / quarters	I kvartal / quarter	II kvartal / quarter	I-II kvartali / quarters
	2009		2010		

PRIJEVOZ ROBE / GOODS TRANSPORT

Prevezeno tona robe, u hiljadama <i>Tons of goods transported, in thousands</i>	2.365	4.494	2.981	3.215	6.196
Tonski kilometri, u hiljadama <i>Metric tons kilometers, in thousands</i>	210.454	385.485	263.106	320.244	583.350

PRIJEVOZ PUTNIKA / PASSENGER TRANSPORT

Prevezeni putnici, u hiljadama <i>Passanger transported, in thousands</i>	224	435	198	235	433
Putnički kilometri, u hiljadama <i>Passanger-kilometers, in thousands</i>	14.283	28.897	12.126	15.473	27.599

Indeksi po indikatorima prometa <i>Indices by transport indicators</i>	II 2010 I 2010	II 2010 II 2009	I - II 2010 I - II 2009
---	-------------------	--------------------	----------------------------

PRIJEVOZ ROBE / GOODS TRANSPORT

Prevezeno tona robe <i>Tons of goods transported</i>	107,8	135,9	137,9
Tonski kilometri <i>Metric tons kilometers</i>	121,7	152,2	151,3

PRIJEVOZ PUTNIKA / PASSENGER TRANSPORT

Prevezeni putnici <i>Passanger transported</i>	118,7	104,9	99,5
Putnički kilometri <i>Passanger-kilometers</i>	127,6	108,3	95,5

AVIONSKI PRIJEVOZ / AIR TRANSPORT ²⁾

Obim prometa po indikatorima prometa <i>Volume of transport by transport indicators</i>	II kvartal / quarter	I-II kvartali / quarters	I kvartal / quarter	II kvartal / quarter	I-II kvartali / quarters
	2009		2010		

Broj aerodromskih operacija <i>Number of aircraft movements</i>	2.383	3.950	1.718	2.119	3.837
Broj prevezenih putnika <i>Number of passengers</i>	148.955	239.984	100.479	158.394	258.873
Uzletjeli (ukrcani) <i>Embarked</i>	70.274	116.477	50.901	75.144	126.045
Sletjeli (iskrcani) <i>Disembarked</i>	76.681	121.507	49.578	83.250	132.828
Prevezeni teret, tona <i>Freight transported, tones</i>	461	868	413	419	832
Utovaren <i>Loaded</i>	125	234	121	129	250
Istovaren <i>Unloaded</i>	336	634	292	290	582
Prevezena pošta, tona <i>Mail transported, tones</i>	72	155	86	79	165
Utovarena <i>Loaded</i>	23	49	28	27	55
Istovarena <i>Unloaded</i>	49	106	58	52	110

Indeksi po indikatorima prometa <i>Indices by transport indicators</i>	II 2010 I 2010	II 2010 II 2009	I - II 2010 I - II 2009
---	-------------------	--------------------	----------------------------

Broj aerodromskih operacija <i>Aircraft movements</i>	123,3	88,9	97,1
Broj prevezenih putnika <i>Number of passengers</i>	157,6	106,3	107,9
Prevezeni teret <i>Freight transported</i>	101,5	90,9	95,9
Prevezena pošta <i>Mail transported</i>	91,9	109,7	106,5

2) **Izvor podataka:** Direkcija za civilno vazduhoplovstvo BiH
Source : Directorate of Civil Aviation of BiH

POŠTANSKI SAOBRAĆAJ / POSTAL TRANSPORT

Obim prometa po indikatorima prometa <i>Volume of transport by transport indicators</i>	II kvartal / quarter	I-II kvartali / quarters	I kvartal / quarter	II kvartal / quarter	I-II kvartali / quarters
	2009		2010		

POŠTANSKE USLUGE / POSTAL SERVICES

Broj pisama - Ukupno, hiljada komada <i>Number of letters - Total, in thousands</i>	18.849	37.027	17.963	17.246	35.209
Otpremljena pisma <i>Sent letters</i>	18.060	35.447	17.029*	16.368	33.397
unutrašnji promet <i>domestic transport</i>	17.569	34.378	16.493*	15.658	32.151
međunarodni promet <i>international transport</i>	491	1.069	536	710	1.246
Prispjela pisma (međunarodni promet) <i>Arrived letters (international transport)</i>	789	1.580	934*	878	1.812

PAKETNE USLUGE / PARCEL SERVICES

Broj paketa - Ukupno, u hiljadama komada <i>Number of parcels - Total, in thousands</i>	64,3	153,9	81,5*	70,7	152,2
Otpremljeni paketi <i>Sent parcels</i>	58,3	135,8	70,4*	62,0	132,4
unutrašnji promet <i>domestic transport</i>	57,2	133,7	69,1*	60,8	129,9
međunarodni promet <i>international transport</i>	1,2	2,5	1,3	1,3	2,6
Prispjeli paketi (međunarodni promet) <i>Arrived parcels (international transport)</i>	6,1	18,1	11,2	8,7	19,9

PLATNI PROMET / PAYMENTS OPERATIONS

Broj operacija - Ukupno, u hiljadama <i>Number of operations - Total, in thousands</i>	7.552	15.118	7.796	7.780	15.576
Uplate <i>Payments</i>	5.999	12.107	6.228	6.283	12.511
Isplate <i>Pays off</i>	1.553	3.011	1.568	1.497	3.065

Indeksi po indikatorima prometa <i>Indices by transport indicators</i>	II 2010 I 2010	II 2010 II 2009	I - II 2010 I - II 2009
---	-------------------	--------------------	----------------------------

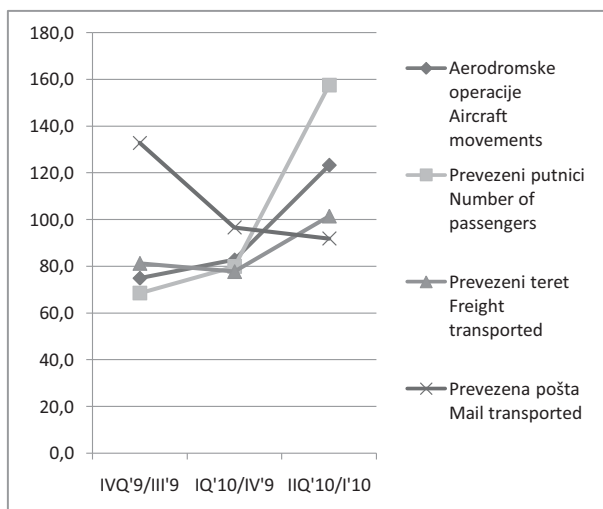
Broj pisama - Ukupno <i>Number of letters - Total</i>	96,0	91,5	95,1
Broj paketa - Ukupno <i>Number of parcels - Total</i>	86,7	109,9	98,9
Broj platnih operacija - Ukupno <i>Number of payments operations - Total</i>	99,8	103,0	103,0

* podatak je korigovan/data is corrected

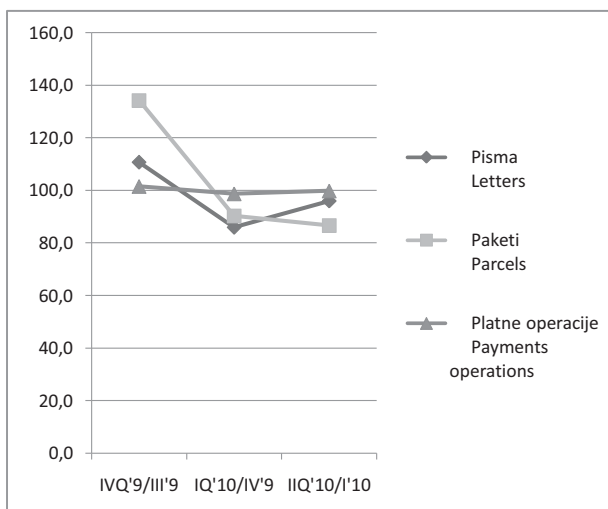
Kretanje indeksa obima prometa u avionskom saobraćaju i poštanskom saobraćaju po kvartalima prikazano je u grafikonima.

Trends in volume indices of transport in air and postal transport by quarters of is shown in the chart.

G.3 AVIONSKI SAOBRAĆAJ / AIR TRANSPORT
Indeksi po kvartalima / Indices by quarters



G.4 POŠTANSKI SAOBRAĆAJ / POSTAL TRANSPORT
Indeksi po kvartalima / Indices by quarters



Metodološka objašnjenja

Podaci o cestovnom i željezničkom prometu dobiveni su obradom mjesečnih i kvartalnih statističkih izvještaja koje su entitetski statistički zavodi prikupili. Izvještajne jedinice su preduzeća i drugi poslovni subjekti koji se bave prijevozom putnika i robe (tereta) u unutrašnjem i međunarodnom prijevozu.

Statistički podaci o aerodromskim operacijama, prevezenim putnicima, teretu i pošti na aerodromima u BiH preuzeti su od Direkcije za civilno vazduhoplovstvo BiH. Direkcija je ustupljene statističke podatke obradila u skladu sa statističkim programom i standardima International Civil Aviation Organization (ICAO).

Svi podaci o broju putnika, teretu i pošti odnose se na međunarodni zračni promet, jer u BiH nema domaćeg vazdušnog saobraćaja.

Podaci o poštanskom saobraćaju dobiveni su na osnovu obrade statističkih izvještaja koje su entitetski statistički zavodi prikupili. Izvještajne jedinice su preduzeća registrovana u ovoj djelatnosti.

Definicije

Pod pojmom **prijevoz** podrazumjeva se kretanje putnika ili tereta od jednog mjesta (mjesto ukrcaja/utovara) do drugog mjesta (mjesta iskrcaja/istovara) i predstavlja mjeru aktivnosti prijevoznih preduzeća.

Unutrašnji prijevoz obuhvaća prijevoz putnika obavljen između mjesta ukrcaja i mjesta iskrcaja unutar granica naše zemlje.

Međunarodni prijevoz obuhvaća prijevoz putnika između mjesta ukrcaja u našoj zemlji i mjesta iskrcaja u inostranstvu i obratno.

Prijevoz putnika obuhvaća prevezene putnike u unutrašnjem i međunarodnom prometu.

Putnički kilometar je jedinica mjere koja predstavlja prijevoz jednog putnika na udaljenosti od jednog kilometra.

Pod robom se podrazumjeva svaka roba koja se prevozi željezničkim i cestovnim sredstvima.

Prijevoz robe iskazuje se u tonama i u tonskim kilometrima, a predstavlja zbroj svih kilometara ostvarenih u unutrašnjem i međunarodnom prijevozu.

Tonski kilometar je jedinica mjere koja predstavlja prijevoz jedne tone robe na udaljenosti od jednog kilometra.

Gradski prijevoz putnika se odnosi na rad poslovnih subjekata koji se bave prijevozom putnika u gradskim i prigradskim naseljima. Predstavljen je podacima o pređenim kilometrima vozila i prevezenim putnicima.

Pismonosne i paketne pošiljke obuhvataju broj pismonosnih pošiljaka prispjelih u unutrašnjem prometu i prispjelih i otpremljenih u međunarodnom prometu.

Pismonosna pošiljka jest vrsta pošiljke u poštanskom saobraćaju u koju ubrajamo obična pisma, dopisnice, tiskovine, preporučene pismonosne pošiljke i pisma s označenom vrijednošću.

Platni promet se odnosi na uplate po poštanskim uplatnicama, uplate i isplate po žiro i tekućim računima, po štednim knjižicama poštanske štedionice i poslovnih banaka i isplate po inostranim štednim knjižicama.

Notes of methodology

Data on Road and Railway transport were obtained by processing monthly and quarterly statistical data from surveys conducted by the Statistical Offices at the level of entities. The reporting units for these surveys are enterprises and other business subjects engaged in domestic and international transport of passengers and goods.

Statistical data on aircraft movements, number of passengers, freight and mail transported on airports in BiH are taken from Directorate of civil aviation of BiH. Directorate processed supplied statistical data in accordance with International Civil Aviation Organization (ICAO) statistical programme and standards.

All data on number of passengers, freight and mail are related to international air transport. BiH has no domestic air transport

Data on postal transport were obtained by processing statistical data from surveys conducted by the Statistical Offices at the level of entities. The reporting units for these surveys are enterprises registered in this activity.

Definitions

Considered as transport is movement of passengers or cargo from one place (loading place) to another place (unloading place) and representing the operation of transport enterprises.

Domestic transport implies transport of passenger between places of loading and unloading within the borders of the country.

International transport implies transport of passengers between the place of loading in our country and the place of unloading abroad, or the other way round.

Transport of passengers include transported passengers into domestic and international transport.

Passenger kilometre is a unit of measure which refers to transport of one passenger at the distance of one kilometre.

Goods are any goods transported by railway or road transport means.

Goods transport is given in tons and ton kilometres, and it is the sum of all kilometres realized in domestic and international transport.

Ton kilometre is a unit of measure which refers to transport of one tone of goods at the distance of one kilometre.

Urban transport of passengers refers to the work of economic entities engaged in transport of passengers in urban and suburban settlements. Data on urban/suburban transport is represented by the indicators of kilometers covered and passenger transported.

Letter and parcel postal services include the number of letters arrived in domestic traffic, as well as those arrived and sent in international traffic.

Postal letter is a type of item in the postal traffic, which includes letters, postcards, blanks, registered mail and insured letters

Payment operations refer to payments by postal money order, payments by giro and current accounts, by saving books of postal savings and business banks, and payments by foreign saving books

Izdaje i štampa Agencija za statistiku Bosne i Hercegovine, 71000 Sarajevo, Zelenih beretki 26
Published and printed by the Agency for Statistics of the Bosnia and Herzegovina, 71000 Sarajevo, Zelenih beretki 26

Telefon/Phone: +387 (33) 220 626 · Telefaks/Telefax: +387 (33) 220 622
Elektronska pošta/E-mail : bhas@bhas.ba · Internetska stranica/Web site: <http://www.bhas.ba>

Odgovara direktor Zdenko Milinović
Person responsible: Zdenko Milinović, Director General

Saopštenje priredili: Nataša Lučić, Mia Šimović
Prepared by: Ms. Nataša Lučić, Ms. Mia Šimović
Lektor: Amra Kapetanović
Language Editor: Ms. Amra Kapetanović

Štampa: 100 primjeraka
100 copies printed

Podaci iz ovog saopštenja objavljuju se i na internetu
First Release data are also published on the Internet