

**PRIOPĆENJE  
SAOPŠTENJE  
FIRST RELEASE**

Molimo korisnike da prilikom upotrebe/uporabe podataka obavezno/obvezno navedu izvor  
User are kindly requested to mention data source

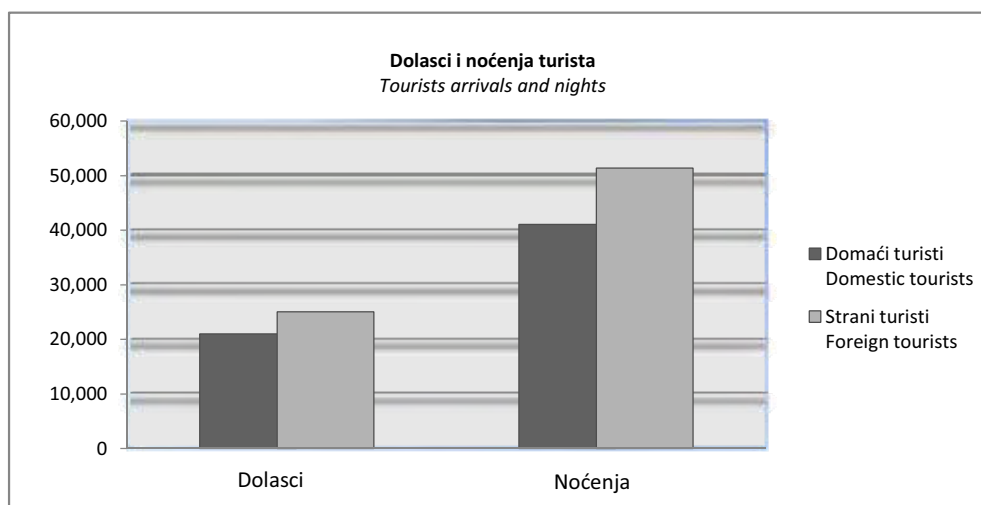
**STATISTIKA TURIZMA**

*Tourism Statistics*

April / April 2009

**DOLASCI I NOĆENJA TURISTA**  
*TOURISTS ARRIVALS AND NIGHTS*

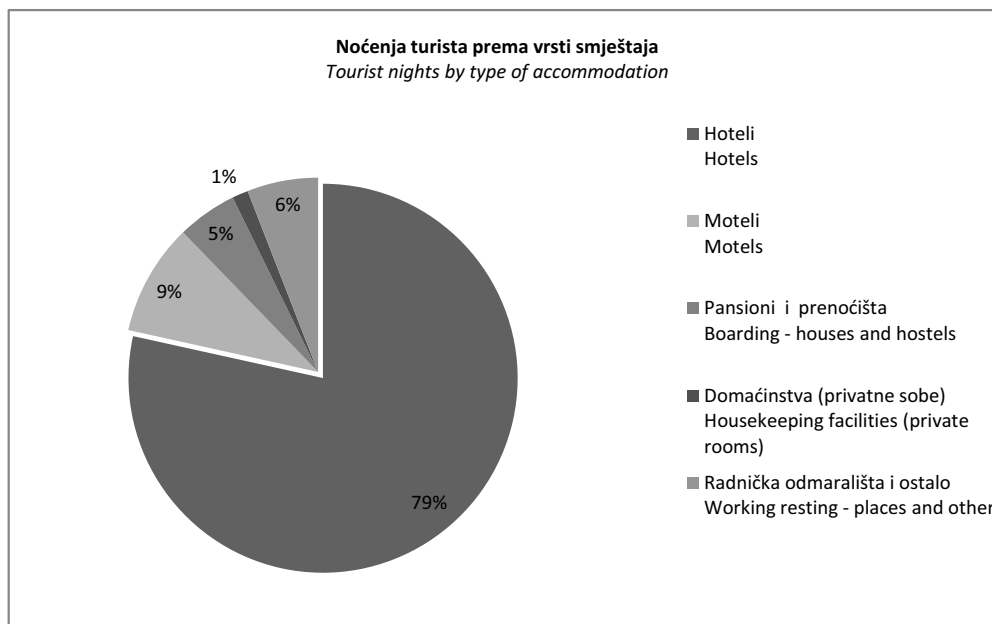
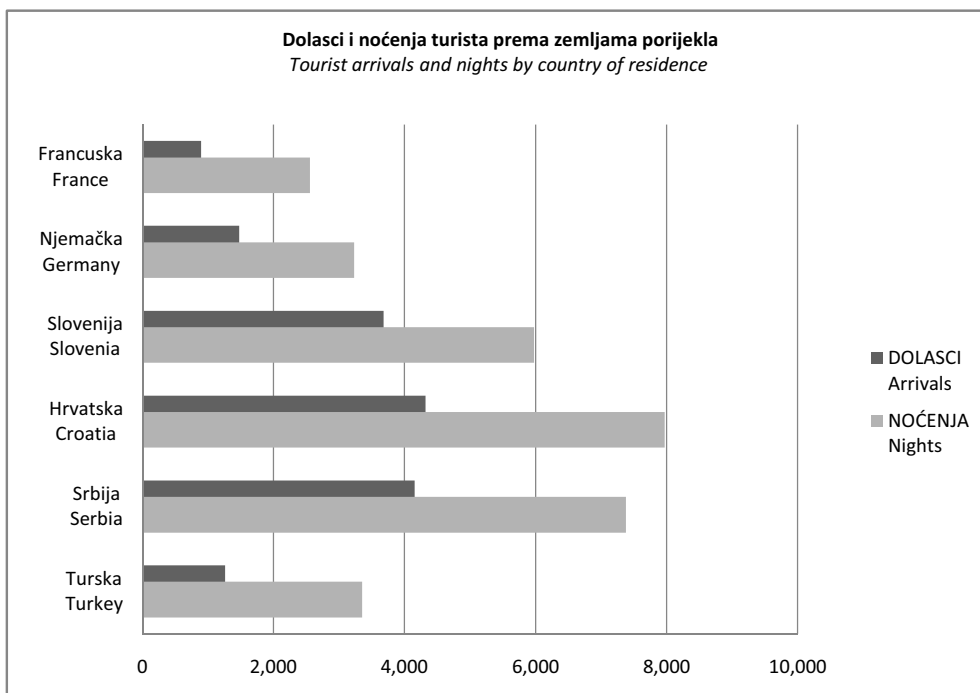
	DOLASCI <i>Arrivals</i>			NOĆENJA <i>Nights</i>				
	IV 2009	Indeksi <i>Indices</i> IV 2009 III 2009	Indeksi <i>Indices</i> IV 2009 IV 2008	IV 2009	Indeksi <i>Indices</i> IV 2009 III 2009	Indeksi <i>Indices</i> IV 2009 IV 2008	Struktura noćenja % <i>Structure of nights %</i>	Prosječan broj noćenja po dolasku <i>Average number of nights by arrival</i>
<b>UKUPNO</b> <i>TOTAL</i>	46,003	109.8	92.9	92,396	112.6	90.5	100.0	2.0
<b>Domaći turisti</b> <i>Domestic tourists</i>	20,975	97.3	91.0	41,033	101.5	86.8	44.4	2.0
<b>Strani turisti</b> <i>Foreign tourists</i>	25,028	123.2	94.5	51,363	123.5	93.7	55.6	2.1



**DOLASCI I NOĆENJA TURISTA PO ZEMLJAMA PREBIVALIŠTA**  
**TOURIST ARRIVALS AND NIGHTS BY COUNTRY OF RESIDENCE**

	DOLASCI <i>Arrivals</i>			NOĆENJA <i>Nights</i>				
	IV 2009	Indeksi <i>Indices</i> IV 2009 III 2009	Indeksi <i>Indices</i> IV 2009 IV 2008	IV 2009	Indeksi <i>Indices</i> IV 2009 III 2009	Indeksi <i>Indices</i> IV 2009 IV 2008	Struktura noćenja % <i>Structure of nights %</i>	Prosječan broj noćenja po dolasku <i>Average number of nights by arrival</i>
<b>UKUPNO</b>	<b>25,028</b>	<b>123.2</b>	<b>94.5</b>	<b>51,363</b>	<b>123.5</b>	<b>93.7</b>	<b>100.0</b>	<b>2.1</b>
<i>TOTAL</i>								
<b>Austrija</b> <i>Austria</i>	1,302	151.0	141.8	2,507	162.8	164.3	4.9	1.9
<b>Belgija</b> <i>Belgium</i>	269	105.9	186.8	630	132.9	169.4	1.2	2.3
<b>Danska</b> <i>Denmark</i>	133	192.8	50.6	318	202.5	70.4	0.6	2.4
<b>Finska</b> <i>Finland</i>	65	94.2	69.1	130	80.2	73.9	0.3	2.0
<b>Francuska</b> <i>France</i>	894	213.4	90.4	2,558	325.9	87.8	5.0	2.9
<b>Grčka</b> <i>Greece</i>	173	164.8	157.3	375	155.0	154.3	0.7	2.2
<b>Holandija</b> <i>Netherlands</i>	548	248.0	181.5	1,531	334.3	287.8	3.0	2.8
<b>Irska</b> <i>Ireland</i>	59	109.3	77.6	111	89.5	72.1	0.2	1.9
<b>Italija</b> <i>Italy</i>	1,277	148.1	69.1	2,486	124.5	69.3	4.8	1.9
<b>Luksemburg</b> <i>Luxemburg</i>	12	34.3	57.1	33	50.0	82.5	0.1	2.8
<b>Njemačka</b> <i>Germany</i>	1,478	155.1	93.4	3,229	137.9	99.6	6.3	2.2
<b>Portugal</b> <i>Portugal</i>	49	114.0	104.3	109	61.2	109.0	0.2	2.2
<b>Španija</b> <i>Spain</i>	215	98.2	19.9	491	105.6	19.1	1.0	2.3
<b>Švedska</b> <i>Sweden</i>	188	102.2	80.3	456	112.9	81.1	0.9	2.4
<b>Ujedinjeno Kraljevstvo</b> <i>United Kingdom</i>	334	93.0	105.7	823	84.0	100.1	1.6	2.5
<b>Island</b> <i>Iceland</i>	25	416.7	250.0	112	1400.0	746.7	0.2	4.5
<b>Norveška</b> <i>Norway</i>	296	224.2	135.2	467	181.0	101.3	0.9	1.6
<b>Švajcarska</b> <i>Switzerland</i>	266	233.3	109.5	522	248.6	115.2	1.0	2.0
<b>Češka</b> <i>Czech Republic</i>	198	112.5	70.2	448	114.9	83.6	0.9	2.3

								<b>Nastavak</b>	
								<i>Continued</i>	
<b>Mađarska</b>	518	184.3	143.1	1,509	277.4	241.8	2.9	2.9	
<i>Hungary</i>									
<b>Poljska</b>	260	134.0	34.7	663	99.4	46.3	1.3	2.6	
<i>Poland</i>									
<b>Rumunija</b>	176	125.7	124.8	325	75.2	99.1	0.6	1.8	
<i>Romania</i>									
<b>Slovačka</b>	116	112.6	79.5	275	94.5	83.8	0.5	2.4	
<i>Slovakia</i>									
<b>Slovenija</b>	3,682	181.3	133.8	5,978	161.2	136.6	11.6	1.6	
<i>Slovenia</i>									
<b>Albanija</b>	44	17.0	73.3	94	22.6	65.7	0.2	2.1	
<i>Albania</i>									
<b>Bugarska</b>	146	135.2	103.5	338	78.6	147.6	0.7	2.3	
<i>Bulgaria</i>									
<b>Hrvatska</b>	4,322	106.2	105.9	7,973	113.5	97.8	15.5	1.8	
<i>Croatia</i>									
<b>Srbija</b>	4,154	81.4	86.1	7,378	77.3	78.4	14.4	1.8	
<i>Serbia</i>									
<b>Crna Gora</b>	392	65.9	58.6	765	76.4	54.8	1.5	2.0	
<i>Montenegro</i>									
<b>BJR Makedonija</b>	330	106.5	103.4	795	116.6	117.8	1.5	2.4	
<i>FYROM</i>									
<b>Ruska Federacija</b>	117	110.4	75.5	338	86.7	76.6	0.7	2.9	
<i>Russian Federation</i>									
<b>Turska</b>	1,260	229.1	86.5	3,354	213.5	86.0	6.5	2.7	
<i>Turkey</i>									
<b>Ostale evropske zemlje</b>	365	117.0	95.8	605	93.7	85.2	1.2	1.7	
<i>Other European countries</i>									
<b>Izrael</b>	19	42.2	28.8	33	40.7	29.2	0.1	1.7	
<i>Israel</i>									
<b>Japan</b>	252	215.4	117.2	314	170.7	68.1	0.6	1.2	
<i>Japan</i>									
<b>Kanada</b>	100	98.0	105.3	224	84.8	98.7	0.4	2.2	
<i>Canada</i>									
<b>Kina</b>	28	164.7	68.3	56	133.3	81.2	0.1	2.0	
<i>China</i>									
<b>SAD</b>	545	129.1	108.6	1,653	123.0	94.7	3.2	3.0	
<i>USA</i>									
<b>Saudijska Arabija</b>	13	216.7	92.9	31	77.5	45.6	0.1	2.4	
<i>Saudi Arabia</i>									
<b>Australija</b>	47	167.9	60.3	74	125.4	61.2	0.1	1.6	
<i>Australia</i>									
<b>Novi Zeland</b>	14	155.6	100.0	28	164.7	103.7	0.1	2.0	
<i>New Zealand</i>									
<b>Egipat</b>	4	36.4	200.0	12	52.2	600.0	0.0	3.0	
<i>Egypt</i>									
<b>Iran</b>	2	22.2	14.3	3	15.0	5.6	0.0	1.5	
<i>Iran</i>									
<b>Ostale vanevropske zemlje</b>	341	132.2	79.1	1,209	129.3	120.9	2.4	3.5	
<i>Other non European countries</i>									

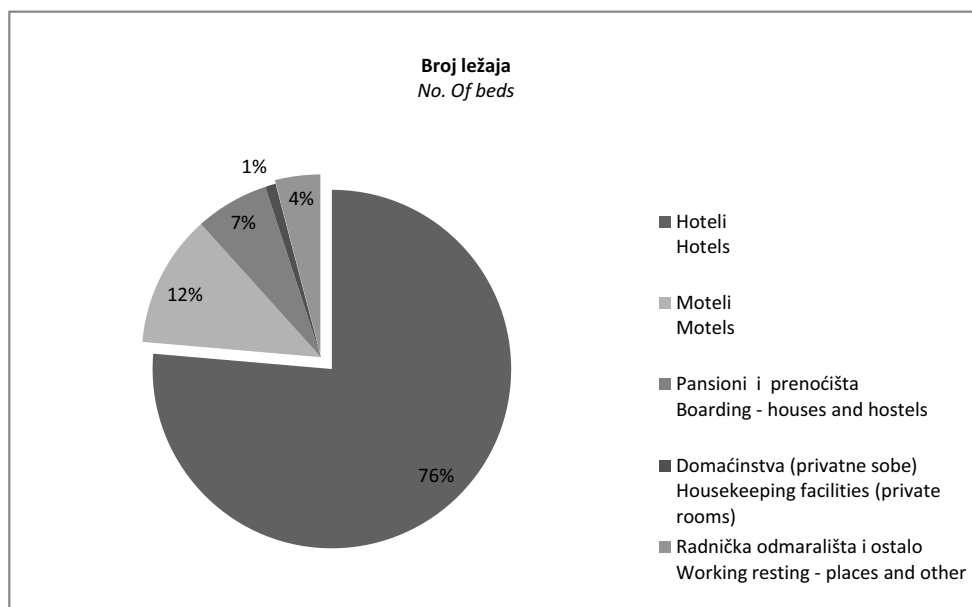


**DOLASCI I NOĆENJA TURISTA PREMA VRSTAMA OBJEKATA**  
**TOURISTS ARRIVALS AND NIGHTS BY TYPE OF ACCOMODATION**

	DOLASCI Arrivals			NOĆENJA Nights		
	IV 2009	Indeksi Indices IV 2009 III 2009	Indeksi Indices IV 2009 IV 2008	IV 2009	Indeksi Indices IV 2009 III 2009	Indeksi Indices IV 2009 IV 2008
<b>UKUPNO</b>	<b>46,003</b>	<b>109.8</b>	<b>92.9</b>	<b>92,396</b>	<b>112.6</b>	<b>90.5</b>
<i>TOTAL</i>						
<b>Hoteli</b>	36,280	110.2	89.5	72,493	111.1	85.2
<i>Hotels</i>						
<b>Moteli</b>	5,282	108.5	121.6	8,608	110.5	116.8
<i>Motels</i>						
<b>Pansioni i prenoćišta</b>	2,165	96.6	79.3	4,579	117.8	94.1
<i>Boarding - houses and hostels</i>						
<b>Domaćinstva (privatne sobe)</b>	587	158.6	135.9	1,243	166.0	158.3
<i>Housekeeping facilities (private rooms)</i>						
<b>Radnička odmarališta i ostalo</b>	1,689	114.0	114.7	5,473	126.4	138.2
<i>Working resting - places and other</i>						
<b>DOMAĆI</b>	<b>20,975</b>	<b>97.3</b>	<b>91.0</b>	<b>41,033</b>	<b>101.5</b>	<b>86.8</b>
<i>DOMESTIC</i>						
<b>Hoteli</b>	15,150	97.7	89.0	29,199	98.6	80.7
<i>Hotels</i>						
<b>Moteli</b>	3,227	94.7	118.0	4,824	100.1	111.8
<i>Motels</i>						
<b>Pansioni i prenoćišta</b>	1,439	93.0	70.3	3,072	123.0	92.0
<i>Boarding - houses and hostels</i>						
<b>Domaćinstva (privatne sobe)</b>	194	83.6	68.8	222	80.1	60.2
<i>Housekeeping facilities (private rooms)</i>						
<b>Radnička odmarališta i ostalo</b>	965	110.8	100.6	3,716	115.6	120.6
<i>Working resting - places and other</i>						
<b>STRANI</b>	<b>25,028</b>	<b>123.2</b>	<b>94.5</b>	<b>51,363</b>	<b>123.5</b>	<b>93.7</b>
<i>FOREIGN</i>						
<b>Hoteli</b>	21,130	121.3	89.8	43,294	121.5	88.5
<i>Hotels</i>						
<b>Moteli</b>	2,055	140.6	127.6	3,784	127.4	123.9
<i>Motels</i>						
<b>Pansioni i prenoćišta</b>	726	104.8	106.1	1,507	108.4	98.6
<i>Boarding - houses and hostels</i>						
<b>Domaćinstva (privatne sobe)</b>	393	284.8	262.0	1,021	216.3	245.4
<i>Housekeeping facilities (private rooms)</i>						
<b>Radnička odmarališta i ostalo</b>	724	118.5	140.9	1,757	157.3	199.9
<i>Working resting - places and other</i>						

**SMJEŠTAJNI KAPACITETI PO VRSTAMA OBJEKATA**  
**ACCOMMODATION FACILITIES BY TYPE OF FACILITY**

	Objekti No. of facilities	Smještajne jedinice No. of accommodation units	
		sobe No. of rooms	ležaji No. of beds
<b>UKUPNO</b> <i>TOTAL</i>	<b>379</b>	<b>11,367</b>	<b>23,642</b>
<b>Hoteli</b> <i>Hotels</i>	182	8,723	18,052
<b>Moteli</b> <i>Motels</i>	98	1,345	2,828
<b>Pansioni i prenoćišta</b> <i>Boarding - houses and hostels</i>	64	758	1,576
<b>Domaćinstva (privatne sobe)</b> <i>Housekeeping facilities (private rooms)</i>	14	98	219
<b>Radnička odmarališta i ostalo</b> <i>Working resting - places and other</i>	21	443	967



**KUMULATIVNI PODACI**  
*CUMULATIVE DATA*

**Razdoblje od januara do aprila 2009**  
*January - April 2009*

**DOLASCI I NOĆENJA TURISTA**  
*TOURISTS ARRIVALS AND NIGHTS*

	DOLASCI <i>Arrivals</i>		NOĆENJA <i>Nights</i>			
	I - IV 2009	Indeksi <i>Indices</i> I - IV 2009 I - IV 2008	I - IV 2009	Indeksi <i>Indices</i> I - IV 2009 I - IV 2008	Struktura noćenja % <i>Structure of nights %</i>	Prosječan broj noćenja po dolasku <i>Average number of nights by arrival</i>
<b>UKUPNO</b>	<b>154,416</b>	<b>93.6</b>	<b>321,605</b>	<b>89.1</b>	<b>100.0</b>	<b>2.1</b>
<i>TOTAL</i>						
<b>Domaći turisti</b>	76,012	92.3	150,277	90.1	46.7	2.0
<i>Domestic tourists</i>						
<b>Strani turisti</b>	78,404	94.8	171,328	88.3	53.3	2.2
<i>Foreign tourists</i>						

**DOLASCI I NOĆENJA TURISTA PO ZEMLJAMA PREBIVALIŠTA**  
*TOURIST ARRIVALS AND NIGHTS BY COUNTRY OF RESIDENCE*

	DOLASCI <i>Arrivals</i>		NOĆENJA <i>Nights</i>			
	I - IV 2009	Indeksi <i>Indices</i> I - IV 2009 I - IV 2008	I - IV 2009	Indeksi <i>Indices</i> I - IV 2009 I - IV 2008	Struktura noćenja % <i>Structure of nights %</i>	Prosječan broj noćenja po dolasku <i>Average number of nights by arrival</i>
<b>UKUPNO</b>	<b>78,404</b>	<b>94.8</b>	<b>171,328</b>	<b>88.3</b>	<b>100.0</b>	<b>2.2</b>
<i>TOTAL</i>						
<b>Austrija</b>	3,523	121.2	6,298	117.3	3.7	1.8
<i>Austria</i>						
<b>Belgija</b>	639	123.4	1,385	127.5	0.8	2.2
<i>Belgium</i>						

						<b>Nastavak</b>
						<i>Continued</i>
<b>Danska</b>	310	42.2	753	49.5	0.4	2.4
<i>Denmark</i>						
<b>Finska</b>	189	71.9	406	86.8	0.2	2.1
<i>Finland</i>						
<b>Francuska</b>	1,659	92.4	4,330	92.5	2.5	2.6
<i>France</i>						
<b>Grčka</b>	410	101.5	907	77.2	0.5	2.2
<i>Greece</i>						
<b>Holandija</b>	1,079	126.6	2,697	147.6	1.6	2.5
<i>Netherlands</i>						
<b>Irska</b>	166	64.1	350	60.7	0.2	2.1
<i>Ireland</i>						
<b>Italija</b>	3,350	79.4	7,078	83.8	4.1	2.1
<i>Italy</i>						
<b>Luksemburg</b>	111	270.7	204	261.5	0.1	1.8
<i>Luxemburg</i>						
<b>Njemačka</b>	3,856	98.9	9,097	106.8	5.3	2.4
<i>Germany</i>						
<b>Portugal</b>	120	64.5	357	85.6	0.2	3.0
<i>Portugal</i>						
<b>Španija</b>	670	38.5	1,500	37.8	0.9	2.2
<i>Spain</i>						
<b>Švedska</b>	611	75.9	1,467	81.6	0.9	2.4
<i>Sweden</i>						
<b>Ujedinjeno Kraljevstvo</b>	1,170	83.5	3,183	77.7	1.9	2.7
<i>United Kingdom</i>						
<b>Island</b>	33	165.0	125	480.8	0.1	3.8
<i>Iceland</i>						
<b>Norveška</b>	575	100.9	997	77.0	0.6	1.7
<i>Norway</i>						
<b>Švajcarska</b>	569	102.9	1,171	106.4	0.7	2.1
<i>Switzerland</i>						
<b>Češka</b>	659	85.6	1,454	85.5	0.8	2.2
<i>Czech Republic</i>						
<b>Mađarska</b>	1,063	129.6	2,637	173.1	1.5	2.5
<i>Hungary</i>						
<b>Poljska</b>	641	64.9	1,846	92.4	1.1	2.9
<i>Poland</i>						
<b>Rumunija</b>	482	128.5	1,285	150.8	0.8	2.7
<i>Romania</i>						
<b>Slovačka</b>	359	87.3	867	100.1	0.5	2.4
<i>Slovakia</i>						
<b>Slovenija</b>	9,268	109.7	16,755	111.2	9.8	1.8
<i>Slovenia</i>						
<b>Albanija</b>	374	158.5	680	124.5	0.4	1.8
<i>Albania</i>						
<b>Bugarska</b>	421	89.0	1,153	138.7	0.7	2.7
<i>Bulgaria</i>						
<b>Hrvatska</b>	16,291	100.9	31,249	87.9	18.2	1.9
<i>Croatia</i>						
<b>Srbija</b>	18,076	94.2	40,616	78.5	23.7	2.2
<i>Serbia</i>						



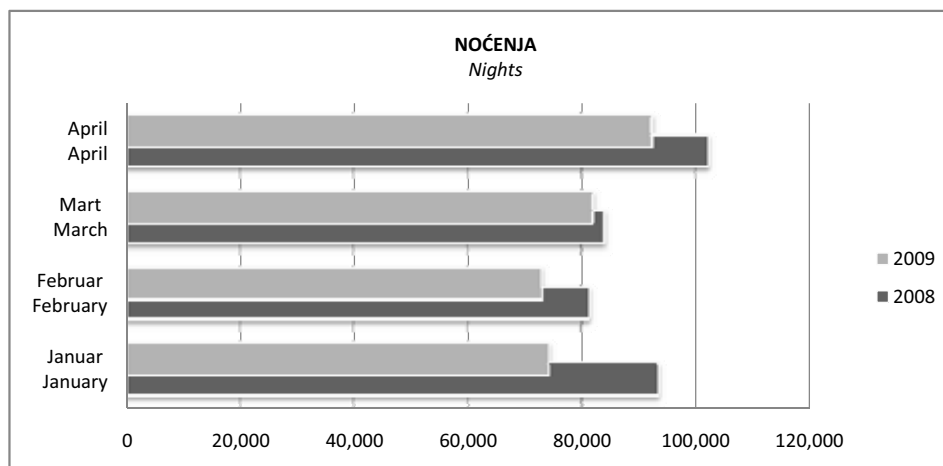
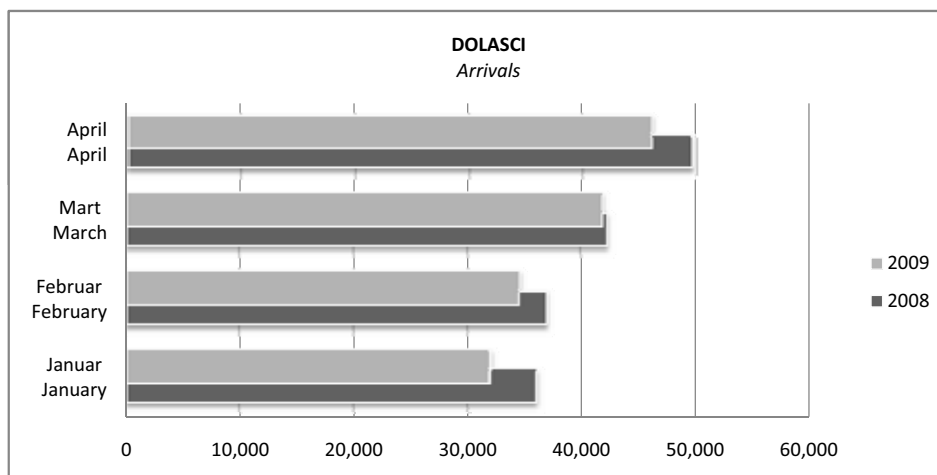
						<b>Nastavak</b>
						<i>Continued</i>
<b>Crna Gora</b>	2,929	89.6	7,562	77.0	4.4	2.6
<i>Montenegro</i>						
<b>BJR Makedonija</b>	1,147	104.1	2,486	98.1	1.5	2.2
<i>FYROM</i>						
<b>Ruska Federacija</b>	372	78.2	1,202	86.8	0.7	3.2
<i>Russian Federation</i>						
<b>Turska</b>	2,635	79.8	7,260	79.8	4.2	2.8
<i>Turkey</i>						
<b>Ostale evropske zemlje</b>	963	83.3	1,863	78.2	1.1	1.9
<i>Other European countries</i>						
<b>Izrael</b>	102	68.5	193	61.3	0.1	1.9
<i>Israel</i>						
<b>Japan</b>	446	77.2	631	61.4	0.4	1.4
<i>Japan</i>						
<b>Kanada</b>	294	103.5	733	101.5	0.4	2.5
<i>Canada</i>						
<b>Kina</b>	69	46.0	143	28.3	0.1	2.1
<i>China</i>						
<b>SAD</b>	1,553	99.1	4,437	92.0	2.6	2.9
<i>USA</i>						
<b>Saudijska Arabija</b>	27	108.0	84	85.7	0.0	3.1
<i>Saudi Arabia</i>						
<b>Australija</b>	154	84.6	320	84.9	0.2	2.1
<i>Australia</i>						
<b>Novi Zeland</b>	35	87.5	91	88.3	0.1	2.6
<i>New Zealand</i>						
<b>Egipat</b>	28	70.0	52	32.5	0.0	1.9
<i>Egypt</i>						
<b>Iran</b>	11	78.6	23	42.6	0.0	2.1
<i>Iran</i>						
<b>Ostale vanevropske zemlje</b>	965	74.1	3,401	98.2	2.0	3.5
<i>Other non European countries</i>						

**DOLASCI I NOĆENJA TURISTA PREMA VRSTAMA OBJEKATA**  
**TOURISTS ARRIVALS AND NIGHTS BY TYPE OF ACCOMODATION**

	DOLASCI <i>Arrivals</i>		NOĆENJA <i>Nights</i>	
	I - IV 2009	Indeksi <i>Indices</i>	I - IV 2009	Indeksi <i>Indices</i>
		$\frac{I - IV 2009}{I - IV 2008}$		$\frac{I - IV 2009}{I - IV 2008}$
<b>UKUPNO</b>	<b>154,416</b>	<b>93.6</b>	<b>321,605</b>	<b>89.1</b>
<i>TOTAL</i>				
<b>Hoteli</b>	121,474	91.9	255,928	86.1
<i>Hotels</i>				
<b>Moteli</b>	17,606	109.8	28,431	102.7
<i>Motels</i>				
<b>Pansioni i prenoćišta</b>	8,546	82.1	16,864	84.4
<i>Boarding - houses and hostels</i>				
<b>Domaćinstva (privatne sobe)</b>	1,471	107.7	2,785	124.5
<i>Housekeeping facilities (private rooms)</i>				
<b>Radnička odmarališta i ostalo</b>	5,319	106.9	17,597	128.5
<i>Working resting - places and other</i>				
<b>DOMAĆI</b>	<b>76,012</b>	<b>92.3</b>	<b>150,277</b>	<b>90.1</b>
<i>DOMESTIC</i>				
<b>Hoteli</b>	54,893	90.3	109,008	85.7
<i>Hotels</i>				
<b>Moteli</b>	11,459	114.1	16,920	109.0
<i>Motels</i>				
<b>Pansioni i prenoćišta</b>	5,609	80.5	10,159	87.4
<i>Boarding - houses and hostels</i>				
<b>Domaćinstva (privatne sobe)</b>	804	88.4	910	81.8
<i>Housekeeping facilities (private rooms)</i>				
<b>Radnička odmarališta i ostalo</b>	3,247	90.0	13,280	118.0
<i>Working resting - places and other</i>				
<b>STRANI</b>	<b>78,404</b>	<b>94.8</b>	<b>171,328</b>	<b>88.3</b>
<i>FOREIGN</i>				
<b>Hoteli</b>	66,581	93.3	146,920	86.5
<i>Hotels</i>				
<b>Moteli</b>	6,147	102.5	11,511	94.8
<i>Motels</i>				
<b>Pansioni i prenoćišta</b>	2,937	85.1	6,705	80.2
<i>Boarding - houses and hostels</i>				
<b>Domaćinstva (privatne sobe)</b>	667	146.3	1,875	166.8
<i>Housekeeping facilities (private rooms)</i>				
<b>Radnička odmarališta i ostalo</b>	2,072	151.4	4,317	176.9
<i>Working resting - places and other</i>				

**DOLASCI I NOĆENJA TURISTA, prema mjesecima**  
*TOURISTS ARRIVALS AND NIGHTS, by month*

	DOLASCI <i>Arrivals</i>			NOĆENJA <i>Nights</i>		
	2008	2009	% promjena % change 2009 2008	2008	2009	% promjena % change 2009 2008
<b>Ukupno</b> <i>Total</i>	<b>164,999</b>	<b>154,416</b>	<b>-6.4</b>	<b>360,748</b>	<b>321,605</b>	<b>-10.9</b>
<b>Januar</b> <i>January</i>	36,127	31,998	-11.4	93,394	74,195	-20.6
<b>Februar</b> <i>February</i>	37,004	34,534	-6.7	81,158	72,991	-10.1
<b>Mart</b> <i>March</i>	42,329	41,881	-1.1	84,097	82,023	-2.5
<b>April</b> <i>April</i>	49,539	46,003	-7.1	102,099	92,396	-9.5



**Prethodni podaci**  
*Preliminary data*

## METODOLOŠKA OBJAŠNENJA

Podaci o turističkom prometu prikupljeni su mjesečnim izvještajima koje dostavljaju poslovni subjekti i djelovi poslovnih subjekata koji obavljaju djelatnost pružanja smještajnih usluga turistima ili samo posreduju u pružanju tih usluga.

Izvještaji se sastavljaju na osnovu evidencija u knjigama gostiju.

U ovom istraživanju iskazan je broj dolazaka, a ne broj turista, ostvareni broj noćenja turista i smještajni kapaciteti.

**Turist** je svaka osoba koja u mjestu izvan svog prebivališta provede najmanje jednu noć u ugostiteljskom ili drugom objektu za smještaj turista, radi odmora ili rekreacije, zdravlja, studija, sporta, religije, porodice, poslova, javnih misija ili skupova.

**Prebivalište** je mjesto u kojem se osoba nastanila s namjerom da u njemu stalno živi.

**Domaći turista** je svaka osoba sa prebivalištem u Bosni i Hercegovini koja u nekom mjestu u Bosni i Hercegovini izvan mjesta svog prebivališta provede najmanje jednu noć u ugostiteljskom ili drugom objektu za smještaj turista.

**Strani turista** je svaka osoba koja u Bosni i Hercegovini nema stalno prebivalište, a provede najmanje jednu noć u ugostiteljskom ili u drugom objektu za smještaj gostiju.

**Smještajni kapaciteti** prikazuju se kao broj soba i ležaja koji su raspoloživi tokom mjeseca.

### Znakovi

- nema pojave

**0,0** podatak je manji od 0,05 upotrijebljene mjerne jedinice

## NOTES ON METHODOLOGY

Data on tourist turnover are collected from monthly report by business entities and their parts in providing accommodation services in tourism, or business entities and their parts engaged in organising and arranging of tourists.

Reports are usually made on the basis of reception records in quest books.

This report covers a number of tourist arrivals, but not a number of tourists, a number of tourist nights and accommodation capacities.

**Tourist** is every person who, outside his place of permanent residence, spends one night in a hotel or some other accommodation facility for reasons of rest, recreation, health, study, sport, religion, family, business, public tasks or meeting.

**Residence** is a place where a person came with an intention of permanent stay.

**Domestic tourist** is a person with permanent residence in the B&H who spends at least one night in a hotel or some other accommodation facility outside their place or residence.

**Foreign tourist** is every person with permanent residence outside in B&H who temporarily resides in B&H and who spends at least one night in a hotel or some other accommodation facility.

**Accommodation capacities** are presented as a number rooms and beds available during one month.

### Symbols

- no occurrence

**0,0** value not zero but less than 0.05 the unit of measure used

**Izdaje i štampa/tiska: Agencija za statistiku BiH, Sarajevo, Zelenih beretki 26**  
*Published and printed by Agency for Statistics of BiH, Sarajevo, Zelenih beretki 26*

**Telefon / Phone: +387 33 22 06 26,**

**Fax / Phone: +387 33 22 06 22,**

**E-mail / E-mail: [bhas@bhas.ba](mailto:bhas@bhas.ba)**

**Saopštenje /priopćenje sastavo / Prepared by: Jasmina Omić**

**Odgovora: Zdenko Milinović, ravnatelj/direktor**

*Authorized: Zdenko Milinović, director*

**Tiraž / Circulation: 200**

**Periodika izlaženja / Periodicity: mjesečno / monthly**

**Podaci iz ovog saopštenja/priopćenja objavljuju se i na internetu**

*Data of First Release are also published on the internet.*

**Internet stranica / Web site: [www.bhas.ba](http://www.bhas.ba)**