

**STATISTICKI BILTEN**  
???????????? ???? ?  
**STATISTICAL BULLETIN**

**4**

**2001**



**Izdaje i tiska:** Agencija za statistiku Bosne i Hercegovine, Bosna i Hercegovina, Sarajevo,  
Trg Bosne i Hercegovine 1  
*Publisher:* Agency for Statistics of Bosnia and Herzegovina, Bosnia and Herzegovina,  
Sarajevo, Trg Bosne i Hercegovine 1  
*Printed by:* Agency for Statistics of Bosnia and Herzegovina

**Odgovara:** Poslovodni odbor  
*Editor:* Management Board

**Tablice pripremili:** Nora Selimovic, ekspert  
Jelena Miovcic, ekspert  
Sahrudin Sarajcic, mr, ekspert  
Milenko Stojanovic, M.Sc  
*Tables prepared by:* Mrs Nora Selimovic, an expert in statistics  
Mrs Jelena Miovcic, an expert in statistics  
Mr Sahrudin Sarajcic, an expert in statistics  
Mr Milenko Stojanovic, M.Sc

**Tehnicki urednik:** Milenko Stojanovic, M.Sc  
*Design and pre-press:* Milenko Stojanovic, M.Sc

**Izrada grafikona:** Nora Selimovic  
Sahrudin Sarajcic  
Milenko Stojanovic, M.Sc

*Graphs prepared by:* Mrs Nora Selimovic  
Mr Sahrudin Sarajcic  
Mr Milenko Stojanovic, M.Sc

**Molimo korisnike Biltena da prilikom uporabe podataka navedu izvor**

**Users are kindly requested to mention data source**

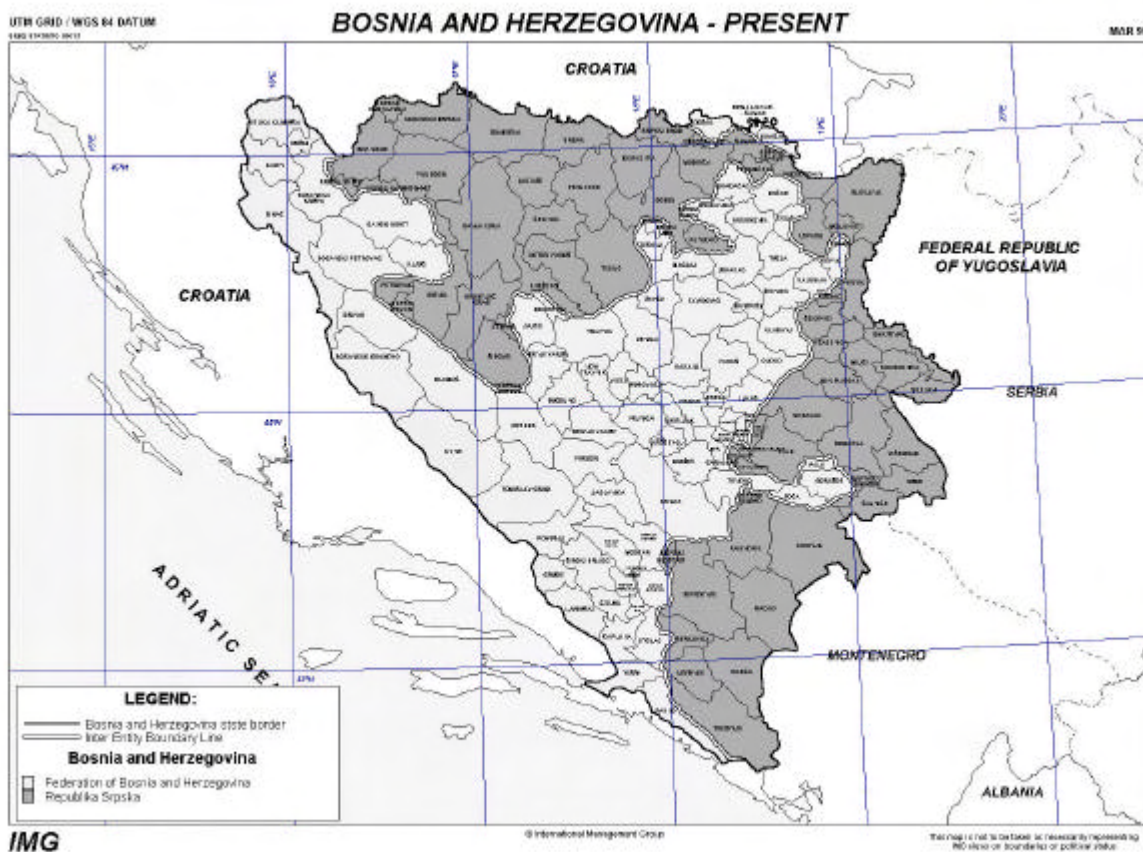
**BOSNA I HERCEGOVINA**

**BOSNIA AND HERZEGOVINA**

**AGENCIJA ZA STATISTIKU BOSNE I HERCEGOVINE  
AGENCY FOR STATISTICS OF BOSNIA AND HERZEGOVINA**

**STATISTICKI BILTEN 4**  
**STATISTICAL BULLETIN**

**SARAJEVO, DECEMBAR/PROSINAC 2001. GODINE**



\*) Obiavljeno uz suglasnost International Management Group / Published with agreeable to International Management Group

## OPŠTI PODACI O BOSNI I HERCEGOVINI

**Službeni naziv:** Bosna i Hercegovina (B i H)

**Geografska lokacija:** Bosna i Hercegovina se nalazi na zapadnom dijelu Balkanskog poluotoka

**Pogranicne zemlje:** SR Jugoslavija na istoku, Republika Hrvatska na sjeveru, zapadu i jugu.

**Administrativna podjela:** BiH je podjeljena na dva entiteta: Federaciju Bosne i Hercegovine (F BiH) i Republiku Srpsku (RS) i distrikt Brcko.

**Entitetska struktura:** FBiH je administrativno podjeljena na 10 kantona-županija. Kantoni-županije su podjeljeni na općine. Na području F BiH je 84 općina.

Republika Srpska je administrativno podjeljena na 64 općine. Grad Brcko je zasebna administrativna jedinica - Distrikt.

### **Površina:**

Bosna i Hercegovina ukupno pokriva

51 209,2 km<sup>2</sup>

Kopno 51 197 km<sup>2</sup>

More 12,2 km<sup>2</sup>

**Klima:** Pretežno kontinentalna, mediteranska na jugu

**Broj stanovnika:** Procjena prisutnog stanovništva (30.06.2001) 3.683.665

**Struktura stanovnika:** Bošnjaci, Hrvati i Srbi i pripadnici ostalih naroda

**Glavni grad:** Sarajevo (F BiH-Sarajevo, RS-Banja Luka)

**Službeni jezici:** Bosanski, Hrvatski i Srpski (bosanski, i hrvatski se pišu latinicnim pismom, a srpski se piše cirilicnim pismom).

**Zvanična valuta:** Konvertibilna marka (KM), (1KM = 1 DM)

## GENERAL DATA ABOUT BOSNIA AND HERZEGOVINA

**Official name:** Bosnia and Herzegovina (BiH)

**Geographical location:** Bosnia and Herzegovina is situated in the west part of the Balkan Peninsula

**Border countries:** SR of Yugoslavia on the east, Republic of Croatia on the north, west and south

**Administrative distribution:** B&H is divided on two entities: Federation of Bosnia and Herzegovina (F B&H) and Republica Srpska (RS) and district Brcko

**Entity's structure:** FB&H is administratively divided on 10 cantons/districts. These cantons/districts are divided into municipalities. There are 84 municipalities in Fed. BiH. The Republika Srpska is administratively divided into 64 municipalities. The city Brcko is a separated administrative unit -District.

**Surface:** Bosnia and Herzegovina cover totally

51 209,2 km<sup>2</sup>

Land 51 197 km<sup>2</sup>

Inland 12,2 km<sup>2</sup>

**Clime:** In the majority continental, mediterranean on south

**Number of habitants:** Estimation of current population (30.06.2001) 3.683.665

**The structure of population:** Muslims, Croats, Serbs and other participants of others nations

**Capital city:** Sarajevo (FB&H-Sarajevo, RS-Banja Luka)

**Official languages:** Bosnian, Croatian and Serbian (Bosnian, and Croatian are written on Alphabet, and Serbian are written on Cyrillic).

**Official value:** Konvertible mark (KM), (1KM = 1 DM)



# S A D R Ź A J

## C O N T E N T S

	Str.
	Page
<b>U V O D</b> .....	<b>11</b>
<i>INTRODUCTION</i>	
<b>SKRACENICE I ZNAKOVI</b> .....	<b>14</b>
<i>ABBREVIATIONS AND SYMBOLS</i>	
<b>1.PLACE</b> .....	<b>15</b>
<i>WAGES</i>	
<b>2. ŠUMARSTVO</b> .....	<b>23</b>
<i>FORESTRY</i>	
<b>3. GRAĐEVINARSTVO</b> .....	<b>57</b>
<i>CONSTRUCTION</i>	
<b>4. PRIJEVOZ I VEZE</b> .....	<b>69</b>
<i>TRANSPORT AND COMMUNICATIONS</i>	
<b>5. TURIZAM I UGOSTITELJSTVO</b> .....	<b>125</b>
<i>TOURISM, HOTELS AND RESTAURANTS</i>	
<b>6. STANOVNIŠTVO</b> .....	<b>137</b>
<i>POPULATION</i>	
<b>7. TRGOVINA</b> .....	<b>185</b>
<i>TRADE</i>	

## SADRŽAJ TABELA I GRAFOVA CONTENTS TABLES AND GRAPHICS

	Strana Page
<b>1. PLACE</b>	
<i>WAGES</i>	
1-1.1. Prosječne bruto plate u KM (BiH) .....	20
<i>Average gross wages in KM (B&amp;H)</i>	
1-1.2. Prosječne neto plate u KM (BiH) .....	20
<i>Average net wages in KM (B&amp;H)</i>	
1 – Grafikon 1: Prosječne bruto plate za 1998-2000 i I-IX 2001 <i>Graph 1: Average gross wages 1998-2000 and I-IX 2001</i>	20
Grafikon 2: Prosječne neto plate za 1998-2000 i I-IX 2001 <i>Graph 2: Average net wages 1998-2000 and I-IX 2001</i>	21
<b>2. ŠUMARSTVO</b>	
<i>FORESTRY</i>	
2-1.1. Proizvodnja, prodaja i zalihe šumskih proizvoda prema asortimanu (BiH) .....	26
<i>Production, sales and stocks forests products by type (B&amp;H)</i>	
2-1.2. Indeksi u šumarstvu – odgovarajuća mjesečna varijacija (BiH) .....	32
<i>Indices in forestry – homologous month variation (B&amp;H)</i>	
2-1.3. Indeksi u šumarstvu – mjesečni lancani indeksi (BiH) .....	34
<i>Indices in forestry – monthly chain indices</i>	
2-2.1. Proizvodnja, prodaja i zalihe šumskih proizvoda prema asortimanu (Fed) .....	36
<i>Production, sales and stocks forests products by type (Fed)</i>	
2-2.2. Indeksi u šumarstvu – odgovarajuća mjesečna varijacija (Fed) .....	42
<i>Indices in forestry – homologous month variation (Fed)</i>	
2-2.3. Indeksi u šumarstvu – mjesečni lancani indeksi (Fed) .....	44
<i>Indices in forestry – monthly chain indices (Fed)</i>	
2-3.1. Proizvodnja, prodaja i zalihe šumskih proizvoda prema asortimanu (RS) .....	46
<i>Production, sales and stocks forests products by type (RS)</i>	
2-3.2. Indeksi u šumarstvu – odgovarajuća mjesečna varijacija (RS) .....	52
<i>Indices in forestry – homologous month variation (RS)</i>	
2-3.3. Indeksi u šumarstvu – mjesečni lancani indeksi (RS) .....	54
<i>Indices in forestry – monthly chain indices (RS)</i>	
<b>3. GRADEVINARSTVO</b>	
<i>CONSTRUCTION</i>	
3-1.1. Indeksi vrijednost izvršenih građevinskih radova, izvršeni efektivni sati i broj radnika (BiH) .....	60
<i>Indices of value of completed construction works, completed effective hours and workers (B&amp;H)</i>	
3 – Grafikon 1: Vrijednost izvršenih građevinskih radova u BiH .....	61
<i>Graph 1: Value of employees work BiH</i>	
Grafikon 2: Broj radnika na gradilištima BiH .....	61
<i>Graph 2: Number of employees on constr.site BiH</i>	
3-1.2. Vrijednost izvršenih građevinskih radova, izvršeni efektivni sati i broj radnika (BiH) .....	62
<i>Value of completed construction works, completed effective hours and workers (B&amp;H)</i>	
3- 2.1. Indeksi vrijednost izvršenih građevinskih radova, izvršeni efektivni sati i broj radnika (Fed) .....	63
<i>Indices of value of completed construction works, completed effective hours and workers (Fed)</i>	
3- 2.2. Vrijednost izvršenih građevinskih radova, izvršeni efektivni sati i broj radnika (Fed) .....	64
<i>Graph 3: Number of employees on constr.site Fed BiH</i>	
Grafikon 4: Vrijednost izvršenih građevinskih radova u Fed BiH .....	65
<i>Graph 4: Value of employees work Fed BiH</i>	
3- 3.1. Indeksi vrijednost izvršenih građevinskih radova, izvršeni efektivni sati i broj radnika (RS) .....	66
<i>Indices of value of completed construction works, completed effective hours and workers (RS)</i>	
Grafikon 5: Broj radnika na gradilištima RS .....	67
<i>Graph 5: Number of employees on constr.site RS</i>	
Grafikon 6: Vrijednost izvršenih građevinskih radova u RS .....	67
<i>Graph 6: Value of employees work RS</i>	
3-3.2. Vrijednost izvršenih građevinskih radova, izvršeni efektivni sati i broj radnika (RS) .....	68
<i>Value of completed construction works, completed effective hours and workers (RS)</i>	
<b>4. PRIJEVOZ I VEZE</b>	
<i>TRANSPORT AND COMMUNICATION</i>	
4 – 1.1. Drumski, gradski i željeznički prijevoz i veze (BiH) .....	72
<i>Highway, urban and railway transport and communication services (B&amp;H)</i>	
4 – 1.2. Indeksi drumskog, gradskog i željeznickog prijevoza i veza (BiH) .....	76
<i>Indices of highway, urban and railway transport and communication services (B&amp;H)</i>	
4 – 1.3. Indeksi u prijevozu – odgovarajuća mjesečna varijacija (BiH) .....	80
<i>Indices in transport-homologous mont variation</i>	
4 – 1.4. Indeksi u prijevozu – mjesečni lancani indeksi (BiH) .....	84
<i>Highway, urban and railway transport and communication services (B&amp;H)</i>	
4 – 1.5. Učešća entiteta u drumskom, gradskom, željeznickom i poštansko-telefonskom prometu % (BiH) .....	88
<i>Shares of the entities on road, urban, railway transport and Telecommunication services % (B&amp;H)</i>	



4-2.1. Drumski, gradski i željeznički prijevoz i veze (Fed) .....	92
<i>Highway, urban and railway transport and communication services (Fed)</i>	
4-2.2. Indeksi drumskog, gradskog i željeznickog prijevoza i veza (Fed) .....	96
<i>Indices of highway, urban and railway transport and communication services (Fed)</i>	
4-2.3. Indeksi u prijevozu-odgovarajuća mjesečna varijacija (Fed) .....	100
<i>Indices in transport-homologous mont variation</i>	
4-2.4. Indeksi u prijevozu-mjesečni lancani indeksi (Fed) .....	104
<i>Highway, urban and railway transport and communication services (Fed)</i>	
4-3.1. Drumski, gradski i željeznički prijevoz i veze (RS) .....	108
<i>Highway, urban and railway transport and communication services (RS)</i>	
4-3.2. Indeksi drumskog, gradskog i željeznickog prijevoza i veza (RS) .....	112
<i>Indices of highway, urban and railway transport and communication services (RS)</i>	
4-3.3. Indeksi u prijevozu-odgovarajuća mjesečna varijacija (RS) .....	116
<i>Indices in transport-homologous mont variation</i>	
4-3.4. Indeksi u prijevozu-mjesečni lancani indeksi (RS) .....	120
<i>Highway, urban and railway transport and communication services (RS)</i>	
<b>5. TURIZAM I UGOSTITELJSTVO</b>	
<i>TOURISM, HOTELS AND RESTAURANTS</i>	
5-1.1. Dolasci turista po zemlji prebivališta (BiH) .....	128
<i>Tourist arrivals by country of residence (B&amp;H)</i>	
5 - Grafikon 1: Dolasci turista BiH .....	129
<i>Graph 1: Tourist arrivals B&amp;H</i>	
5-1.2. Nocenja turista po zemlji prebivališta (BiH) .....	130
<i>Tourist night by contry of residence (B&amp;H)</i>	
Grafikon 2: Nocenja turista BiH .....	131
<i>Graph 2: Number of employees on constr.site Fed BiH</i>	
5-2.1. Dolasci turista po zemlji prebivališta (Fed) .....	132
<i>Tourist arrivals by country of residence (Fed)</i>	
5-2.2. Nocenja turista po zemlji prebivališta (Fed) .....	133
<i>Tourist night by contry of residence (Fed)</i>	
5-3.1. Dolasci turista po zemlji prebivališta (RS) .....	134
<i>Tourist arrivals by country of residence (RS)</i>	
5-3.2. Nocenja turista po zemlji prebivališta (RS) .....	135
<i>Tourist night by contry of residence (RS)</i>	
<b>6. STANOVNIŠTVO</b>	
<i>POPULATION</i>	
6-1.1. Prirodno kretanje stanovništva po mjesecima (BiH) – prethodni podaci .....	140
<i>Natural demographic trends (B&amp;H) – previous dates</i>	
6-2.1. Prirodno kretanje stanovništva po mjesecima (Fed) – prethodni podaci .....	140
<i>Natural demographic trends (Fed) – previous dates</i>	
6 - Grafikon 1: Živorodeni i umrli po mjesecima u BiH .....	141
<i>Graph 1: Livebirths and deaths by months in B&amp;H</i>	
Grafikon 2: Živorodeni i umrli po mjesecima u Rep.Srpskoj .....	141
<i>Graph 2: Livebirths and deaths by months in Rep.Srpska</i>	
6-3.1. Prirodno kretanje stanovništva po mjesecima (RS) – prethodni podaci .....	142
<i>Natural demographic trends (RS) – previous dates</i>	
6-1.2. Živorodeni (ukupno) po starosti majke, bračna i vanbračna .....	142
<i>Livebirths (total) by age of mother, marriage status</i>	
6-1.3. Živorodeni prema starosti majke, spolu djeteta i redu rođenja živorođene djece u BiH 2000. god. ....	143
<i>Livebirths by mother age, children sex and birth order of livebirths</i>	
6-2.2. Živorodeni prema starosti majke, spolu djeteta i redu rođenja živorođene djece u Fed BiH 2000. god. ....	144
<i>Livebirths by mother age, children sex and birth order of livebirths marriage status</i>	
6-3.2. Živorodeni prema starosti majke, spolu djeteta i redu rođenja živorođene djece u Rep.Srpskoj 2000. god. ....	145
<i>Livebirths by mother age, children sex and birth order of livebirths marriage status</i>	
6-1.4. Umrli po grupama starosti i polu 2000 godina .....	146
<i>Deaths by age and sex</i>	
Grafikon 3: Umrli prema polu i starosti u 2000 u BiH .....	147
<i>Graph 3: Deaths by sex and age in 2000 in B&amp;H</i>	
Grafikon 4: Umrli prema polu u 2000 u BiH .....	147
<i>Graph 4: Deaths by sex in 2000 in B&amp;H</i>	
Grafikon 5: Umrli prema polu u 2000 u Fed BiH .....	147
<i>Graph 5: Deaths by sex in 2000 in F B&amp;H</i>	
Grafikon 6: Umrli prema polu u 2000 u RS .....	147
<i>Graph 6: Deaths by sex in 2000 in RS</i>	
6-1.5. Umrli po uzroku smrti i spolu prema starosti u 2000 godini u BiH .....	148
<i>Deaths by cause of death and sex by age in 2000 in B&amp;H</i>	
6-2.3. Umrli po uzroku smrti i spolu prema starosti u 2000 godini u Fed BiH .....	154
<i>Deaths by cause of death and sex by age in 2000 in Fed B&amp;H</i>	
6-3.2. Umrli po uzroku smrti i spolu prema starosti u 2000 godini u Rep.Srpskoj .....	160
<i>Deaths by cause of death and sex by age in 2000 in RS</i>	
6-1.6. Umrli dojenčad po uzroku smrti i spolu prema starosti u 2000 godini u BiH .....	164
<i>Infant deaths by cause of death and sex by age in 2000 in B&amp;H</i>	
6-2.4. Umrli dojenčad po uzroku smrti i spolu prema starosti u 2000 godini u F BiH .....	168
<i>Infant deaths by cause of death and sex by age in 2000 in F B&amp;H</i>	
6-3.3. Umrli dojenčad po uzroku smrti i spolu prema starosti u 2000 godini u RS .....	172
<i>Infant deaths by cause of death and sex by age in 2000 in RS</i>	
6-1.7. Broj škola, razreda i učenika na kraju školske godine u BiH .....	176
<i>Number of schools, classes and pupils end of the year in B&amp;H</i>	
6-2.5. Broj škola, razreda i učenika na kraju školske godine u Fed BiH .....	176
<i>Number of schools, classes and pupils end of the year in F B&amp;H</i>	

6-34. Broj škola, razreda i učenika na kraju školske godine u RS.....	176
<i>Number of schools, classes and pupils end of the year in RS</i>	
Grafikon 7: Učenici osnovnih škola po polu u BiH.....	177
<i>Graph 7: Pupils of elementary education by sex in B&amp;H</i>	
6-1.8. Broj škola, razreda i učenika na kraju školske godine u BiH (stodnje).....	178
<i>Number of schools, classes and pupils end of the year in B&amp;H</i>	
6-2.6. Broj škola, razreda i učenika na kraju školske godine u Fed BiH.....	178
<i>Number of schools, classes and pupils end of the year in F B&amp;H</i>	
6-3.5. Broj škola, razreda i učenika na kraju školske godine u RS.....	178
<i>Number of schools, classes and pupils end of the year in RS</i>	
Grafikon 8: Broj učenika u srednjim školama po polu u BiH.....	179
<i>Graph 8: Pupils of secondary schools by sex in B&amp;H</i>	
6-1.9. Nastavno osoblje u osnovnim i srednjim školama po polu u BiH.....	180
<i>Elementary and secondary school teachers by sex in B&amp;H</i>	
6-2.7. Nastavno osoblje u osnovnim i srednjim školama po polu u Fed BiH.....	180
<i>Elementary and secondary school teachers by sex in B&amp;H</i>	
6-3.6. Nastavno osoblje u osnovnim i srednjim školama po polu u RS.....	180
<i>Elementary and secondary school teachers by sex in RS</i>	
Grafikon 9: Nastavno osoblje u osnovnim školama po polu u BiH.....	181
<i>Graph 9: Elementary schools teacher by sex in B&amp;H</i>	
Grafikon 10: Nastavno osoblje u srednjim školama po polu u BiH.....	181
<i>Graph 10: Secondary schools teacher by sex in B&amp;H</i>	
6-1.10. Visokoškolske organizacije i studenti u 1999/2000 u BiH.....	181
<i>Higher education institutions and students 1999/2000 in B&amp;H</i>	
6-1.11. Diplomirani studenti u BiH.....	182
<i>Graduated students in B&amp;H</i>	
6-2.8. Diplomirani studenti u Fed BiH.....	182
<i>Graduated students in F B&amp;H</i>	
6-3.7. Diplomirani studenti u RS.....	182
<i>Graduated students in RS</i>	
Grafikon 11: Diplomirani studenti-žene u 1999 prema vrsti škole.....	183
<i>Graph 11: Graduated students-females in 1999 according tipe of schools</i>	
Grafikon 12: Diplomirani studenti-muški u 1999 prema vrsti škole.....	183
<i>Graph 12: Graduated students-male in 1999 according tipe of schools</i>	
Grafikon 13: Diplomirani studenti u 1999 i 2000 u BiH prema polu.....	183
<i>Graph 13: Graduated students in B&amp;H 1999-2000 by sex</i>	
<b>7. TRGOVINA</b>	
<b>TRADE</b>	
7-1.1. Robni promet BiH sa inostranstvom, Izvoz-uvoz za period I-IX 2001 godine.....	190
<i>Goods transactions of BiH with the rest of the world, export-import for I-IX 2001</i>	
7-1.2. Robni promet BiH sa inostranstvom, Izvoz-uvoz po zemljama namjene/potijekla za I-IX 2001 godine.....	190
<i>Goods transactions of BiH with the rest of the world, export-import by countries of origin for I-IX 2001</i>	
7-1.3. Pregled robnog prometa BiH sa inostranstvom u periodu 1997-2001.....	191
<i>Review of goods transactions of BiH with the rest of the world 1997-2001</i>	
7 - Grafikon 1: Kretanje trgovinskog bilansa u BiH 1997-2001.....	191
<i>Graph 1: Trade balance in B&amp;H</i>	
Grafikon 2: Glavni trgovinski partneri BiH 1997-2001.....	191
<i>Graph 2: Livebirths and deaths by months in Rep.Srpska</i>	
7-2.1. Robni promet FBiH sa inostranstvom, Izvoz-uvoz za period I-IX 2001 godine.....	192
<i>Goods transactions of Federation BiH with the rest of the world, export-import for I-IX 2001</i>	
7-2.2. Robni promet FBiH sa inostranstvom, Izvoz-uvoz po zemljama namjene/potijekla za I-IX 2001 godine.....	192
<i>Goods transactions of Federation BiH with the rest of the world, export-import by countries of origin for I-IX 2001</i>	
7-3.1. Robni promet RS sa inostranstvom, Izvoz-uvoz za period I-IX 2001 godine.....	193
<i>Goods transactions of Republic Srpska with the rest of the world, export-import for I-IX 2001</i>	
7-3.2. Robni promet RS sa inostranstvom, Izvoz-uvoz po zemljama namjene/potijekla za I-IX 2001 godine.....	193
<i>Goods transactions of Republic Srpska with the rest of the world, export-import by countries of origin for I-IX 2001</i>	

***U V O D***  
***INTRODUCTION***

## U V O D

Podaci za BiH publikovani u ovom Biltenu predstavljaju realizaciju Plana statističkih aktivnosti za BiH u 2001. godini koji je uskladen sa programima statističkih istraživanja Federalnog zavoda za statistiku Federacije BiH i Republickog zavoda za statistiku Republike Srpske i zahtjevima ministarstava u sklopu Vijeća ministara i Središnje banke BiH.

Prema Odluci Vijeća ministara Bosne i Hercegovine od 20.08.1998. godine ("Službeni glasnik BiH", broj 16/98) Agencija za statistiku BiH nadležna je da u skladu sa međunarodno prihvaćenom metodologijom izrađuje i objavljuje statističke podatke za Bosnu i Hercegovinu, a na temelju podataka zavoda za statistiku entiteta, distrikta Brčko i drugih institucija na nivou BiH.

Za ovu publikaciju Agencija za statistiku BiH obezbjedila je podatke za one oblasti statističkih istraživanja koja se provode po istoj metodologiji. Aktivnosti na usklađivanju metodologija za druge oblasti statističkih istraživanja su trajan zadatak Agencije i zavoda za statistiku entiteta, distrikta Brčko i drugih Institucija.

U narednom periodu bit ćemo u mogućnosti da publikujemo podatke za više oblasti za prethodne godine, kao i za 2001. godinu.

Sve sugestije korisnika statističkih podataka koje vode daljem poboljšanju ove publikacije sa zadovoljstvom ćemo prihvatiti.

Sarajevo, decembar/prosinac 2001.

POSLOVODNI ODBOR

## INTRODUCTION

The data for B&H published in this Bulletin represent the beginnings of the realisation of the Plan of Statistical Activities for B&H in 2001, which are harmonised with the programs of the Federation of B&H and of the Republika Srpska Statistical Offices.

According to the Decision of the Council of Ministry of Bosnia and Herzegovina, made on 20.08.1998. ("Official Gazette B&H", number 16/98) the Agency of Statistics of Bosnia and Herzegovina is in charge "of the production and publishing, of aggregated statistics for Bosnia and Herzegovina in accordance with the International accepted methodology, based on data submitted by the Entity Statistical Institutes".

For this publication the Agency for Statistics of Bosnia and Herzegovina provides data for statistical areas in which the same methodology has been used. The harmonisation of methodologies of other statistical areas is the lengthy task of this Agency and of the Offices of the Entities.

Soon we will be able to publish data on previous years for other areas.

All suggestions by users of statistical data, which lead to further improvement of this publication, will be gratefully accepted.

Sarajevo, Decembar 2001.

MANAGEMENT BOARD

## **KRATICE I ZNAKOVI**

U statistickim tabelama primjenjeni su slijedeći znakovi:

-	nema pojave
...	ne raspolaže se podatkom
0	podatak je manji od 0,5 od date jedinice mjere
( )	nepotpun, nedovoljno provjeren, odnosno procijenjen podatak
*	ispravljen podatak
Φ	prosjeak
AV	prosjeak
1)	oznaka za napomenu ispod tablice
Δ	promjena
(BiH)	statistički podaci na razini Bosne i Hercegovine
(Fed)	statistički podaci na razini Federacije
(RS)	statistički podaci na razini Republike Srpske
CV	koeficijent varijacije
KM	konvertibilna marka, zvanična valuta u BiH
JKD	Jugoslovenska klasifikacija ekonomskih aktivnosti
EUROSTAT	Statistički ured Europske Unije
CIF	( <i>Cost, Insurance, Freight</i> ) troškovi, osiguranje, prijevoz-vrijednost za uvoz
FOB	( <i>Free On Board</i> ) franko do broda-vrijednost za izvoz
SITC	( <i>Standard International Trade Classification</i> ) standardna međunarodna klasifikacija trgovine
USD	američki dolar

## **ABBREVIATIONS AND SYMBOLS**

In statistical tables we have following signs

-	no entry
...	data not available
0	value is less than 0,5 of the unit of measure being used
( )	uncomplete, not reliable, estimated data
*	corrected data
Φ	average
AV	average
1)	indicates note beneath table
Δ	change
(BiH)	state level statistics
(Fed)	Federation level statistics
(RS)	Republic Srpska level statistics
CV	coefficient of variation
KM	convertible currency (mark), official currency of B&H
JKD	Yugoslavian classification of economic activities

***1. PLACE  
WAGES***

## **STATISTIKA RADA**

Cilj statistike zaposlenosti, nezaposlenosti i placa, koja je važna oblast društvene statistike, je da pruži informacije o tržištu rada i o odgovarajućim pitanjima putem administrativnih informacija, pojedinačnih intervjua ili drugih načina putem kojih će se dobiti informacije o ovoj materiji.

Cilj Statistike rada je da prikupi podatke o radnom stanovništvu (15 godina i više) i da ih razvrsta u **tri uzajamno isključive** grupe: zaposlene osobe, nezaposlene osobe i neaktivne osobe. Ukrštanjem drugih informacija (ukupan broj stanovništva, starost, spol, prethodni posao, naredni posao itd.) zajedno sa ovim moguće je napraviti interesantne (zajednicke) indikatore. Dobar primjer je Europska Anкета radne snage, koju provode zemlje članice EU i koju koordinira EUROSTAT od 1973.

Definicije zaposlenosti i nezaposlenosti korištene u zemljama EU, u skladu su sa usvojenim na 13. Međunarodnoj Konferenciji Statisticara rada koja je održana u Ženevi 1982. godine.

### **PLACE**

#### *Metodološka objašnjenja*

Prosječne mjesečne bruto i neto place po zaposlenom dobivene su na temelju mjesečnog statističkog istraživanja o zaposlenim i placama. Prema metodologiji koja se koristi u BiH nema razlike između poslodavca i zaposlenih radnika. Podaci o neto i bruto placama su dostupni. U podacima o prosječnoj neto i bruto placi nisu obuhvaćene isplate zaposlenih u Ministarstvu obrane i Ministarstvu unutarnjih poslova.

Mjesečna neto placa obuhvata place zaposlenih za izvršene poslove na temelju redovitog radnog odnosa i naknada za godišnji odmor, bolovanja do 30 dana, državnih blagdana, placenog dopusta, čekanja i zastoja bez krivnje zaposlenog. Nisu obuhvaćena primanja koja terete materijalne troškove, naknade za bolovanja preko 30 dana i primanja na temelju ugovora o djelu.

Mjesečna bruto placa obuhvata sve vrste neto isplata na temelju redovitog radnog odnosa i zakonom propisanih obveznih izdvajanja, doprinosa i poreza

Prosječna neto i bruto placa po zaposlenom izračunava se dijeljenjem ukupnih isplata s brojem zaposlenih koji su primili placu.

Prosječna mjesečna placa dobivena je pomoću formule:

$$\bar{X} = \frac{\sum_{i=1}^{n_i} X_i + \sum_{j=1}^{n_j} X_j}{n_i + n_j}$$



## **STATISTICS ON LABOUR FORCE**

The objective of statistics on employment and wages, an important branch of social statistics, is to provide information on the labour market and related issues by means of administrative data, personal interviews or other relevant sources of data.

The main statistical objective of the Labour Force data is to divide the population of working age (15 years and above) into three mutually exclusive groups: persons in employment, persons unemployed and inactive persons. Within these groups other characteristics (total population, age, sex, previous job, second job, etc) are identified to provide key indicators. The European Labour Force Survey for example, has been carried out by the Member States of the EU and co-ordinated by EUROSTAT since 1973.

The definitions of employment and unemployment used in EU countries, closely follow those adopted by the 13<sup>th</sup> International Conference of Labour Statisticians, in 1982.

## **WAGES**

### *Notes on Methodology*

Data on average monthly gross and net salaries (wages) were obtained on the basis of monthly reports of the enterprises and not enterprises. According to the methodology currently used in B&H, there is no distinction made between employers and employees. Data related to net wages and gross wages are available. Data related to net and gross salaries, including wages of the employers in the Ministry of Defence and the Ministry of Foreign Affairs, are not.

Net monthly earning includes the income of a person in employment earned for work during regular working hours and some additional income, annual leave, sick pay up to 30 days, public holidays, paid leave, redundancy and work curtailment payments which are involuntary and non prejudicial.

Gross monthly earning includes all kinds of the net payments derived from on permanent employment plus participation, co-payments, contributions and taxes, as prescribed by law.

Average net and gross earning per one person in employment are calculated by dividing the total of payments by the number of persons in paid employment.

Average monthly pay at the state level can be calculated by the following formula:

$$\bar{X} = \frac{\sum_{i=1}^{n_i} X_i + \sum_{j=1}^{n_j} X_j}{n_i + n_j}$$

gdje je

$\bar{X}$  - prosjecna placa

$X_i$ - isplacena masa placa u Federaciji;

$X_j$ - isplacena masa placa u Republici Srpskoj;

$n_i$  - broj zaposlenih koji su primili placu u Federaciji BiH;

$n_j$  - broj zaposlenih koji su primili placu u Republici Srpskoj.

Ovdje postoji **jedna specificna poteškoca**: velike su neredovitosti u isplatama, a statistika podrazumijeva placanja u mjesecu, a ne mjesecno ugovorene, uobicajene ili prosjecne place. To znaci da u tijeku jednog mjeseca, na primjer, jedna osoba nije primila ni jednu konvertibilnu niti njemacku marku, a u narednom mjesecu ta osoba može primiti i dvije place.

$\bar{X}$  - is average monthly pay

$X_i$  - is the total pay of the enterprise  $i$ , that belongs to the Federation

$X_j$  - is the total pay of the enterprise  $j$ , that belongs to the Republic Srpska

$n_i$  - is the total number of persons working in the Federation enterprises

$n_j$  - is the total number of persons working in the Republic Srpska enterprises

**One principal difficulty exists:** there is great irregularity in payments while the statistics reflect pay in each individual month and **not** monthly contractual, usual or average salaries. This means that in one month, for instance, one person may receive zero KM (1 **K**onvertible **M**ark = 1 **D**eutsche Mark) and in the next month twice his normal salary. When BHAS publishes longer monthly series with wages, convergence indicators are included (see Bulletin 2). In this bulletin it is not necessary.

RAZINA OBRADJE BOSNA I HERCEGOVINA

**1 - 1.1 Prosjecne bruto place u KM**

	I-2001	II-2001	III-2001	IV-2001	V-2001	VI-2001
<b>RS</b>	423	431	429	432	437	424
<b>Fed</b>	629	636	639	638	643	648
<b>BiH</b>	587	585	580	580	588	588

**1 - 1.2 Prosjecne neto place u KM**

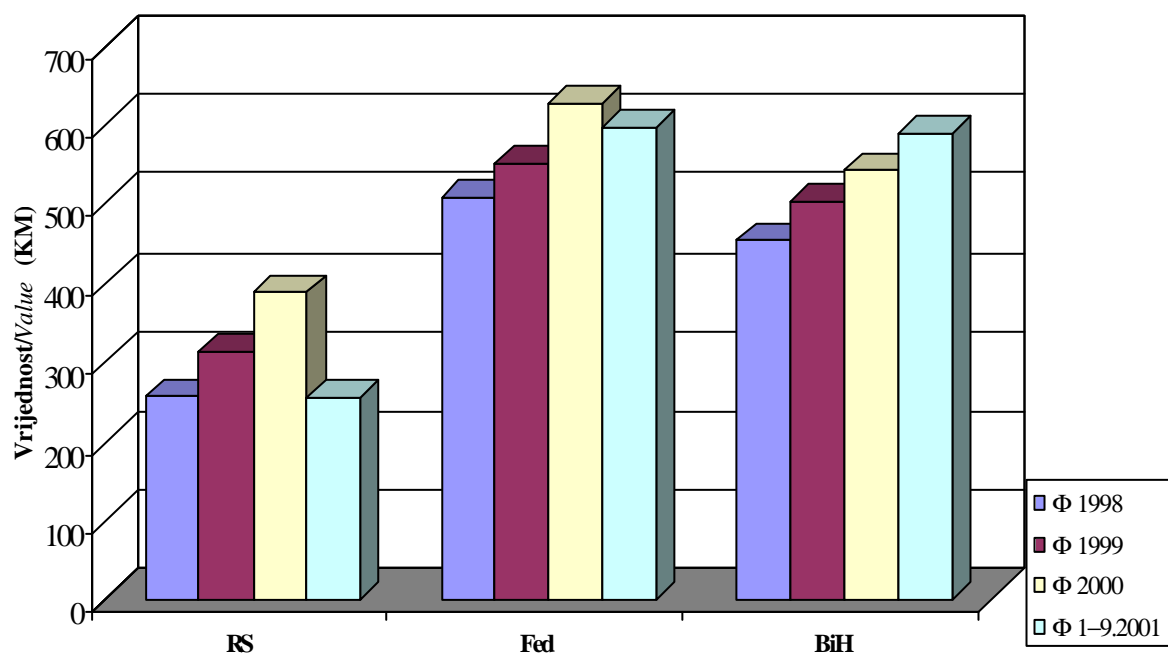
	I-2001	II-2001	III-2001	IV-2001	V-2001	VI-2001
<b>RS</b>	300	305	304	307	309	298
<b>Fed</b>	427	433	434	434	437	441
<b>BiH</b>	401	401	397	398	403	402

Grafikon 1:

Graph 1:

**Prosjecne bruto place za 1998-2000 i I-IX 2001 godine**

*Average gross wages 1998-2000 and I-IX 2001*



*1 - 1.1 Average gross wages in KM*

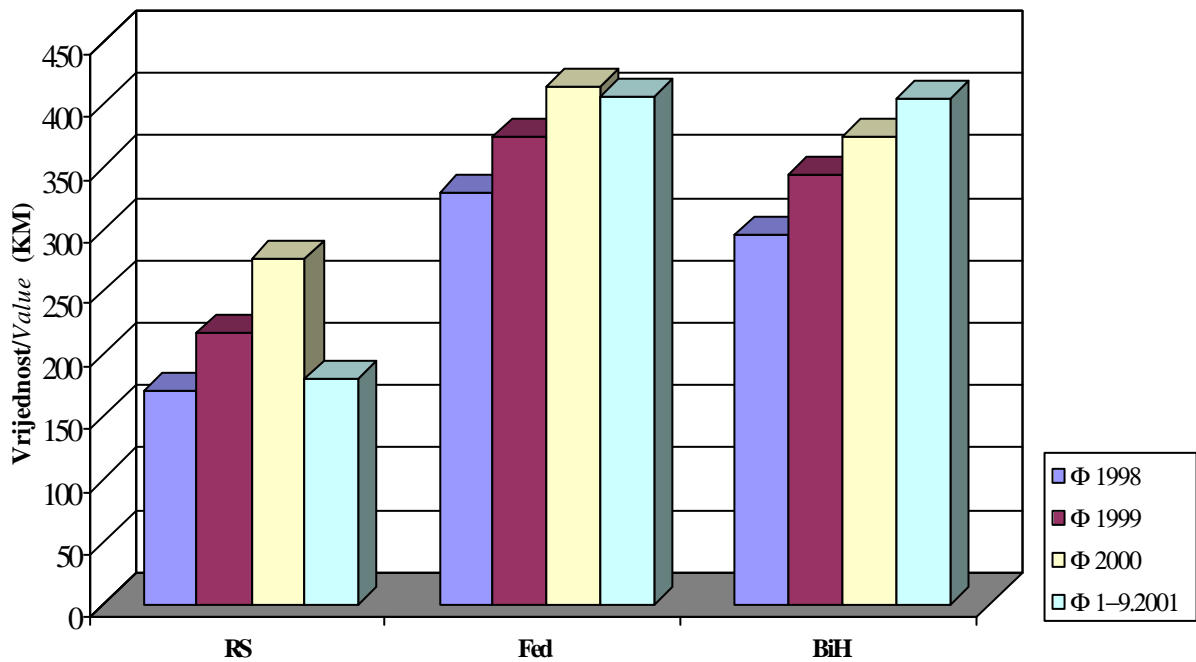
VII-2001	VIII-2001	IX-2001	Φ 1998	Φ 1999	Φ 2000	Φ 1-9.2001
430	443	439	256	314	387	255
646	655	655	507	551	626	597
589	599	607	454	503	541	589

*1 - 1.2 Average net wages in KM*

VII-2001	VIII-2001	IX-2001	Φ 1998	Φ 1999	Φ 2000	Φ 1-9.2001
303	312	309	170	216	277	180
439	445	445	329	374	414	406
403	410	415	296	343	374	404

Grafikon 2:  
Graph 2:

**Prosječne neto plate za 1998-2000 i I-IX 2001 godine**  
*Average net wages 1998-2000 and I-IX 2001*





## **2. ŠUMARSTVO** ***FORESTRY***

## **ŠUMARSTVO**

### ***Metodološka objašnjenja***

Podaci o proizvodnji, prodaji i zalihama šumskih sortimenata, obrađeni u ovom biltenu, urađeni su na temelju rezultata obrade entitetskih zavoda za statistiku iz redovitog mjesečnog istraživanja. Mjesečne izvještaje podnose sva poduzeca koja se bave stalnom proizvodnjom šumskih sortimenata iz šuma u državnoj svojini, bez obzira da li im je iskorištavanje šuma temeljna ili sporedna djelatnost.

Stoga je podacima obuhvaćena samo proizvodnja, prodaja i zalihe šumskih sortimenata iz državnih šuma, dok šumski sortimenti proizvedeni u šumama na koje postoji pravo svojine nisu uključeni.

Podaci se daju na temelju izvršenog premjera šumskih sortimenata. Iskazane količine predstavljaju neto drvenu masu sortimenata izraženu u zapreminskim metrima.

Industrijsko drvo je ono drvo koje ima povoljna fizicka i kemijska svojstva za daljnju industrijsku upotrebu i preradu. Industrijsko drvo razvrstava se u dvije grupe: industrijsko drvo za mehanicku preradu (trupci, drvo za ploce i sl.) i industrijsko drvo za kemijsku preradu (celulozno drvo, drvo za suhu destilaciju i sl.).

Tehnicko drvo namjenjeno je za razne tehnicke svrhe (rudnicko drvo, stupovi za elektro i telefonske vodove i sl.), te njegova fizicka i kemijska svojstva upravo odgovaraju toj namjeni. Ogrijevno drvo je namjenjeno neposredno za ogrijev ili za proizvodnju drvenog uglja.



## **FORESTRY**

### *Notes on Methodology*

Data on production, sales and stock of forestry products in this bulletin were prepared from regular monthly surveys processed by the entity statistical offices.

All companies engaged in permanent production of forestry items from state forests submit monthly statistical reports regardless of whether the exploitation of forests is a basic or a secondary activity for them.

Therefore, this data covers only production, sales and stock of forestry products from state forests, while forestry products, which are produced by private forestry, are not included.

Quantities are given in net wood of mass product which are measured in cubic metres.

Industrial wood is one whose properties allow for further industrial use and processing.

Industrial wood is classified into two groups: industrial wood for mechanical processing (trunks, wood for plates etc.) and industrial wood for chemical processing (cellulose fibre, wood for dry distillation).

Technical wood is for other technical uses (mining timbers, poles for electric and telephone cables), and its physical and chemical features are appropriate to these uses.

The fuel wood is for burning or the production of charcoal.

RAZINA OBRADE BOSNA I HERCEGOVINA

2 - 1.1 Proizvodnja, prodaja i zalihe šumskih proizvoda prema asortimanu

m3

PROIZVODNJA	01/ 2001	02/ 2001	03/ 2001	04/ 2001	05/ 2001
<b>UKUPNO</b>	165.859	209.376	306.275	307.324	375.481
<b>CETINARA</b>	90.284	105.373	161.228	161.223	232.430
<b>LIŠCARA</b>	75.575	104.003	145.047	146.101	143.051
<b>Trupci cetinara</b>	74.497	86.361	130.917	125.758	183.074
<b>Rudnicko drvo cetinara</b>	10.254	12.478	19.790	21.547	25.945
<b>Ostalo dugo drvo cetinara</b>	366	591	1.281	3.345	4.748
<b>Prostorno drvo cetinara</b>	3.777	4.897	7.762	8.933	16.259
<b>Trupci lišcara</b>	47.076	66.841	86.588	80.274	75.394
<b>Rudnicko drvo lišcara</b>	1.474	1.321	1.692	1.304	1.727
<b>Ostalo dugo drvo lišcara</b>	1.005	1.034	982	1.115	2.158
<b>Prostorno drvo lišcara</b>	754	2.115	3.903	2.233	2.137
<b>Ogrijevno drvo cetinara</b>	1.387	1.046	1.463	1.573	2.364
<b>Ogrijevno drvo lišcara</b>	25.266	32.692	51.882	61.175	61.635
<b>Ostalo grubo obradeno drvo</b>	3	0	15	67	40

## 2 - 1.1 Production, sales and stocks of forest products by type

m<sup>3</sup>

06/ 2001	07/ 2001	08/ 2001	09/ 2001	Φ 01-09.2001	PRODUCTION
323.113	352.171	424.971	353.099	2.817.669	<b>TOTAL</b>
214.981	209.208	250.221	176.758	1.601.706	<b>CONIFEROUS</b>
107.910	142.954	174.748	176.287	1.215.676	<b>BROAD LEAF</b>
175.303	167.435	200.057	140.389	1.283.791	<i>Logs Coniferous</i>
23.143	20.921	26.288	17.745	178.111	<i>Mining wood, coniferous</i>
4.609	4.886	5.372	4.130	29.328	<i>Other long coniferous wood</i>
7.772	13.980	15.581	11.889	90.850	<i>Cord coniferous wood</i>
54.938	74.832	71.921	74.344	632.208	<i>Logs broadleaf</i>
1.099	1.402	2.040	1.710	13.769	<i>Mining wood, broadleaf</i>
630	867	756	324	8.871	<i>Other long broadleaf wood</i>
1.449	1.554	1.907	1.654	17.706	<i>Cord broadleaf wood</i>
4.140	1.956	2.898	2.601	19.428	<i>Coniferous firewood</i>
49.794	64.299	98.119	98.255	543.117	<i>Broadleaf firewood</i>
236	39	32	58	490	<i>Other roughly worked wood</i>

RAZINA OBRADE BOSNA I HERCEGOVINA

**2 - 1.1 Proizvodnja, prodaja i zalihe šumskih proizvoda prema asortimanu  
(nastavak)**

m3

<b>PRODAJA</b>	<b>01/ 2001</b>	<b>02/ 2001</b>	<b>03/ 2001</b>	<b>04/ 2001</b>	<b>05/ 2001</b>
<b>UKUPNO</b>	131.582	163.419	256.505	271.382	351.346
<b>CETINARA</b>	69.922	82.651	144.504	156.052	214.165
<b>LIŠCARA</b>	61.659	80.767	112.001	115.330	137.163
<b>Trupci cetinara</b>	58.723	69.089	116.748	128.124	173.590
<b>Rudnicko drvo cetinara</b>	4.769	5.887	14.233	13.946	17.910
<b>Ostalo dugo drvo cetinara</b>	664	908	1.352	2.080	2.517
<b>Prostorno drvo cetinara</b>	5.123	6.179	11.134	10.708	18.536
<b>Trupci lišcara</b>	45.728	62.800	81.971	76.962	82.176
<b>Rudnicko drvo lišcara</b>	422	578	536	587	1.025
<b>Ostalo dugo drvo lišcara</b>	179	692	367	1.122	1.316
<b>Prostorno drvo lišcara</b>	244	652	2.359	1.080	1.972
<b>Ogrijevno drvo cetinara</b>	643	588	1.026	1.127	1.572
<b>Ogrijevno drvo lišcara</b>	15.086	16.045	26.768	35.579	50.674
<b>Ostalo grubo obradeno drvo</b>	1	1	11	67	58

2 - 1.1 Production, sales and stocks of forest products by type  
(continued)  
m<sup>3</sup>

06/ 2001	07/ 2001	08/ 2001	09/ 2001	Φ 01-09.2001	SALES
305.624	362.259	432.546	385.572	2.660.235	<b>TOTAL</b>
190.939	215.111	237.984	189.069	1.500.397	<b>CONIFERS</b>
114.463	147.139	194.560	196.227	1.159.309	<b>BROAD LEAF</b>
152.898	170.846	194.326	152.868	1.217.212	<i>Logs Coniferous</i>
17.950	22.278	19.676	17.305	133.954	<i>Mining wood, coniferous</i>
1.751	1.256	2.994	2.634	16.156	<i>Other long coniferous wood</i>
14.587	19.330	18.936	14.613	119.146	<i>Cord coniferous wood</i>
57.487	68.821	68.486	62.159	606.590	<i>Logs broadleaf</i>
756	747	1.470	1.203	7.324	<i>Mining wood, broadleaf</i>
1.294	958	883	787	7.598	<i>Other long broadleaf wood</i>
1.886	1.678	2.533	2.433	14.837	<i>Cord broadleaf wood</i>
3.739	1.371	2.027	1.645	13.738	<i>Coniferous firewood</i>
53.040	74.935	121.183	129.645	522.955	<i>Broadleaf firewood</i>
236	39	32	280	725	<i>Other roughly worked wood</i>

**2 - 1.1 Proizvodnja, prodaja i zalihe šumskih proizvoda prema asortimanu  
(nastavak)**

ZALIHE	m <sup>3</sup>				
	01/ 2001	02/ 2001	03/ 2001	04/ 2001	05/ 2001
<b>UKUPNO</b>	482.907	525.792	558.131	582.173	592.021
<b>CETINARA</b>	207.661	229.260	233.656	234.469	242.936
<b>LIŠCARA</b>	275.246	296.532	324.475	347.704	349.085
<b>Trupci cetinara</b>	108.941	125.396	125.634	123.121	126.531
<b>Rudnicko drvo cetinara</b>	57.761	62.382	65.498	68.061	71.768
<b>Ostalo dugo drvo cetinara</b>	953	936	1.130	1.382	1.222
<b>Prostorno drvo cetinara</b>	37.080	37.513	38.444	38.897	39.732
<b>Trupci lišcara</b>	78.399	80.559	81.193	80.490	70.171
<b>Rudnicko drvo lišcara</b>	4.394	4.835	6.498	5.819	7.512
<b>Ostalo dugo drvo lišcara</b>	1.903	2.245	2.860	2.846	3.769
<b>Prostorno drvo lišcara</b>	7.527	9.020	10.490	11.122	10.888
<b>Ogrijevno drvo cetinara</b>	2.923	3.030	2.943	3.001	3.676
<b>Ogrijevno drvo lišcara</b>	183.023	199.873	223.434	247.427	256.745
<b>Ostalo grubo obradeno drvo</b>	3	3	7	7	7

2 - 1.1 Production, sales and stocks of forest products by type  
(continued)

					<i>m3</i>
06/ 2001	07/ 2001	08/ 2001	09/ 2001	Φ 01-09.2001	STOCKS
586.907	575.847	540.104	522.112	551.777	<b>TOTAL</b>
249.043	241.169	240.436	234.328	234.773	<b>CONIFERS</b>
337.864	334.678	299.668	287.784	317.004	<b>BROAD LEAF</b>
136.458	130.865	127.191	116.871	124.556	<i>Logs Coniferous</i>
71.966	68.335	69.407	67.789	66.996	<i>Mining wood, coniferous</i>
1.245	1.373	1.579	1.811	1.292	<i>Other long coniferous wood</i>
36.523	37.027	37.792	42.326	38.370	<i>Cord coniferous wood</i>
63.467	66.664	61.723	72.014	72.742	<i>Logs broadleaf</i>
7.531	8.631	7.826	7.323	6.708	<i>Mining wood, broadleaf</i>
3.105	3.018	2.891	2.428	2.785	<i>Other long broadleaf wood</i>
10.092	9.858	9.232	8.075	9.589	<i>Cord broadleaf wood</i>
2.844	3.562	4.460	5.524	3.551	<i>Coniferous firewood</i>
253.669	246.507	217.996	197.944	225.180	<i>Broadleaf firewood</i>
7	7	7	7	6	<i>Other roughly worked wood</i>

**2 - 1.2 Indeksi u šumarstvu - odgovarajuća mjesečna varijacija**

<b>PROIZVODNJA</b>	<b><u>01.01</u> 01.00</b>	<b><u>02.01</u> 02.00</b>	<b><u>03.01</u> 03.00</b>	<b><u>04.01</u> 04.00</b>	<b><u>05.01</u> 05.00</b>
<b>UKUPNO</b>	147	83	100	90	97
<b>CETINARA</b>	168	88	108	89	108
<b>LIŠCARA</b>	128	79	92	91	83
<b>Trupci cetinara</b>	155	83	103	83	107
<b>Rudnicko drvo cetinara</b>	187	108	133	105	95
<b>Ostalo dugo drvo cetinara</b>	530	141	138	433	212
<b>Prostorno drvo cetinara</b>	1.523	183	131	121	132
<b>Trupci lišcara</b>	119	82	92	88	78
<b>Rudnicko drvo lišcara</b>	113	55	67	46	72
<b>Ostalo dugo drvo lišcara</b>	12.563	1.044	448	465	788
<b>Prostorno drvo lišcara</b>	85	63	104	48	37
<b>Ogrijevno drvo cetinara</b>	889	268	188	223	176
<b>Ogrijevno drvo lišcara</b>	146	74	91	101	94
<b>Ostalo grubo obrađeno drvo</b>	50	0	6	16	11



## 2 - 1.2 Indices in forestry - homologous month variation

<u>06.01</u> 06.00	<u>07.01</u> 07.00	<u>08.01</u> 08.00	<u>09.01</u> 09.00	<u>01-09.2001</u> 01-09.2000	<i>PRODUCTION</i>
74	89	89	79	89	<i>TOTAL</i>
81	93	97	84	96	<i>CONIFEROUS</i>
63	84	79	74	82	<i>BROAD LEAF</i>
81	90	95	84	93	<i>Logs Coniferous</i>
82	96	101	80	100	<i>Mining wood, coniferous</i>
110	157	214	144	172	<i>Other long coniferous wood</i>
51	115	98	76	104	<i>Cord coniferous wood</i>
60	88	74	76	82	<i>Logs broadleaf</i>
54	82	103	85	72	<i>Mining wood, broadleaf</i>
194	364	309	110	457	<i>Other long broadleaf wood</i>
35	39	44	33	49	<i>Cord broadleaf wood</i>
450	223	154	182	229	<i>Coniferous firewood</i>
67	80	84	74	84	<i>Broadleaf firewood</i>
35	11	10	14	17	<i>Other roughly worked wood</i>

**2 - 1.3 Indeksi u šumarstvu - mjesečni lancani indeksi**

<b>PROIZVODNJA</b>	<b><u>01.01</u> 12.00</b>	<b><u>02.01</u> 01.01</b>	<b><u>03.01</u> 02.01</b>	<b><u>04.01</u> 03.01</b>	<b><u>05.01</u> 04.01</b>
<b>UKUPNO</b>	57	126	146	100	122
<b>CETINARA</b>	70	117	153	100	144
<b>LIŠCARA</b>	46	138	139	101	98
<b>Trupci cetinara</b>	70	116	152	96	146
<b>Rudnicko drvo cetinara</b>	84	122	159	109	120
<b>Ostalo dugo drvo cetinara</b>	40	161	217	261	142
<b>Prostorno drvo cetinara</b>	53	130	159	115	182
<b>Trupci lišcara</b>	53	142	130	93	94
<b>Rudnicko drvo lišcara</b>	73	90	128	77	132
<b>Ostalo dugo drvo lišcara</b>	348	103	95	114	194
<b>Prostorno drvo lišcara</b>	17	281	185	57	96
<b>Ogrijevno drvo cetinara</b>	106	75	140	108	150
<b>Ogrijevno drvo lišcara</b>	37	129	159	118	101
<b>Ostalo grubo obradeno drvo</b>	1	0	-	447	60

## 2 - 1.3 Indices in forestry - monthly chain indices

<u>06.01</u> <u>05.01</u>	<u>07.01</u> <u>06.01</u>	<u>08.01</u> <u>07.01</u>	<u>09.01</u> <u>08.01</u>	<i>PRODUCTION</i>
86	109	121	83	<i>TOTAL</i>
92	97	120	71	<i>CONIFEROUS</i>
75	132	122	101	<i>BROAD LEAF</i>
96	96	119	70	<i>Logs Coniferous</i>
89	90	126	68	<i>Mining wood, coniferous</i>
97	106	110	77	<i>Other long coniferous wood</i>
48	180	111	76	<i>Cord coniferous wood</i>
73	136	96	103	<i>Logs broadleaf</i>
64	128	146	84	<i>Mining wood, broadleaf</i>
29	138	87	43	<i>Other long broadleaf wood</i>
68	107	123	87	<i>Cord broadleaf wood</i>
175	47	148	90	<i>Coniferous firewood</i>
81	129	153	100	<i>Broadleaf firewood</i>
590	17	82	181	<i>Other roughly worked wood</i>

**2 - 2.1 Proizvodnja, prodaja i zalihe šumskih proizvoda prema asortimanu**

m3

PROIZVODNJA	01/ 2001	02/ 2001	03/ 2001	04/ 2001	05/ 2001
<b>UKUPNO</b>	106.537	105.698	148.935	180.882	205.612
<b>CETINARA</b>	55.310	55.292	78.336	104.902	137.681
<b>LIŠCARA</b>	51.227	50.406	70.599	75.980	67.931
<b>Trupci cetinara</b>	47.218	47.138	66.339	87.446	114.642
<b>Rudnicko drvo cetinara</b>	5.948	5.717	8.733	11.784	13.652
<b>Ostalo dugo drvo cetinara</b>	191	375	736	2.574	3.826
<b>Prostorno drvo cetinara</b>	916	1.022	1.068	1.572	3.424
<b>Trupci lišcara</b>	33.439	33.878	45.505	42.635	35.561
<b>Rudnicko drvo lišcara</b>	832	691	967	741	993
<b>Ostalo dugo drvo lišcara</b>	1	5	8	43	66
<b>Prostorno drvo lišcara</b>	544	1.076	1.768	963	1.279
<b>Ogrijevno drvo cetinara</b>	1.037	1.040	1.460	1.526	2.137
<b>Ogrijevno drvo lišcara</b>	16.411	14.756	22.351	31.598	30.032
<b>Ostalo grubo obradeno drvo</b>	0	0	0	0	0

2 - 2.1 Production, sales and stocks of forest products by type  
m<sup>3</sup>

06/ 2001	07/ 2001	08/ 2001	09/ 2001	Φ 01-09.2001	PRODUCTION
192.820	190.753	227.590	187.968	1.546.795	<b>TOTAL</b>
133.708	117.215	135.384	98.422	916.250	<b>CONIFEROUS</b>
58.890	73.529	92.204	89.492	630.258	<b>BROAD LEAF</b>
112.712	97.781	111.459	81.965	766.700	<i>Logs Coniferous</i>
12.907	10.482	12.299	8.883	90.405	<i>Mining wood, coniferous</i>
4.248	4.656	5.217	3.452	25.275	<i>Other long coniferous wood</i>
2.317	2.353	3.573	2.358	18.603	<i>Cord coniferous wood</i>
30.138	37.810	36.636	36.931	332.533	<i>Logs broadleaf</i>
792	608	1.012	857	7.493	<i>Mining wood, broadleaf</i>
30	9	2	0	164	<i>Other long broadleaf wood</i>
877	721	551	780	8.559	<i>Cord broadleaf wood</i>
1.524	1.943	2.836	1.764	15.267	<i>Coniferous firewood</i>
27.053	34.381	54.003	50.924	281.509	<i>Broadleaf firewood</i>
222	9	2	54	287	<i>Other roughly worked wood</i>

**2 - 2.1 Proizvodnja, prodaja i zalihe šumskih proizvoda prema asortimanu  
(nastavak)**

m3

<b>PRODAJA</b>	<b>01/ 2001</b>	<b>02/ 2001</b>	<b>03/ 2001</b>	<b>04/ 2001</b>	<b>05/ 2001</b>
<b>UKUPNO</b>	86.531	97.156	133.507	150.620	191.046
<b>CETINARA</b>	45.269	47.964	73.639	90.910	124.256
<b>LIŠCARA</b>	41.261	49.191	59.868	59.710	66.772
<b>Trupci cetinara</b>	39.513	40.745	61.343	78.664	106.347
<b>Rudnicko drvo cetinara</b>	2.302	3.055	5.563	5.628	8.641
<b>Ostalo dugo drvo cetinara</b>	462	732	944	1.310	1.572
<b>Prostorno drvo cetinara</b>	2.359	2.856	4.775	4.231	6.167
<b>Trupci lišcara</b>	29.971	37.137	42.235	38.588	36.106
<b>Rudnicko drvo lišcara</b>	87	383	222	276	637
<b>Ostalo dugo drvo lišcara</b>	0	5	8	36	147
<b>Prostorno drvo lišcara</b>	220	542	1.699	567	1.044
<b>Ogrijevno drvo cetinara</b>	633	576	1.014	1.077	1.529
<b>Ogrijevno drvo lišcara</b>	10.983	11.124	15.704	20.243	28.838
<b>Ostalo grubo obrađeno drvo</b>	1	1	0	0	18

2 - 2.1 Production, sales and stocks of forest products by type  
(continued)

m3

06/ 2001	07/ 2001	08/ 2001	09/ 2001	Φ 01-09.2001	SALES
170.916	198.264	227.895	204.908	1.460.843	<b>TOTAL</b>
109.742	121.894	131.057	108.556	853.287	<b>CONIFERS</b>
60.952	76.361	96.836	96.076	607.027	<b>BROAD LEAF</b>
94.233	103.109	109.902	90.610	724.466	<i>Logs Coniferous</i>
9.191	10.459	10.148	9.717	64.704	<i>Mining wood, coniferous</i>
1.345	1.004	2.738	2.378	12.485	<i>Other long coniferous wood</i>
3.850	5.997	6.431	4.535	41.201	<i>Cord coniferous wood</i>
28.529	33.981	32.681	31.542	310.770	<i>Logs broadleaf</i>
432	337	438	469	3.281	<i>Mining wood, broadleaf</i>
30	13	2	0	241	<i>Other long broadleaf wood</i>
1.133	804	806	1.213	8.028	<i>Cord broadleaf wood</i>
1.123	1.325	1.838	1.316	10.431	<i>Coniferous firewood</i>
30.828	41.226	62.909	62.852	284.707	<i>Broadleaf firewood</i>
222	9	2	276	529	<i>Other roughly worked wood</i>

**2 - 2.1 Proizvodnja, prodaja i zalihe šumskih proizvoda prema asortimanu  
(nastavak)**

m3

ZALIHE	01/ 2001	02/ 2001	03/ 2001	04/ 2001	05/ 2001
<b>UKUPNO</b>	156.404	161.868	159.849	177.301	176.508
<b>CETINARA</b>	70.566	76.768	69.251	78.675	80.837
<b>LIŠCARA</b>	85.838	85.100	90.598	98.626	95.671
<b>Trupci cetinara</b>	39.849	45.403	37.859	45.608	46.730
<b>Rudnicko drvo cetinara</b>	19.018	19.710	20.284	22.013	22.187
<b>Ostalo dugo drvo cetinara</b>	87	31	69	339	202
<b>Prostorno drvo cetinara</b>	9.953	9.852	9.045	8.660	9.172
<b>Trupci lišcara</b>	25.046	19.873	19.164	19.417	17.129
<b>Rudnicko drvo lišcara</b>	1.738	1.744	3.002	2.113	2.097
<b>Ostalo dugo drvo lišcara</b>	0	0	0	0	0
<b>Prostorno drvo lišcara</b>	618	1.198	1.196	1.098	1.306
<b>Ogrijevno drvo cetinara</b>	1.659	1.772	1.994	2.055	2.546
<b>Ogrijevno drvo lišcara</b>	58.436	62.285	67.236	75.998	75.139
<b>Ostalo grubo obradeno drvo</b>	0	0	0	0	0



2 - 2.1 Production, sales and stocks of forest products by type  
(continued)

m3

06/ 2001	07/ 2001	08/ 2001	09/ 2001	Φ 01-09.2001	STOCKS
177.317	168.658	160.937	158.325	166.352	<b>TOTAL</b>
88.351	81.613	79.209	75.285	77.839	<b>CONIFERS</b>
88.966	87.045	81.728	83.040	88.512	<b>BROAD LEAF</b>
53.204	46.854	44.004	38.599	44.234	<i>Logs Coniferous</i>
22.438	21.814	21.151	19.941	20.951	<i>Mining wood, coniferous</i>
270	420	707	767	321	<i>Other long coniferous wood</i>
9.875	9.210	9.007	11.082	9.540	<i>Cord coniferous wood</i>
15.291	16.894	16.592	21.744	19.017	<i>Logs broadleaf</i>
2.172	2.920	2.115	1.870	2.197	<i>Mining wood, broadleaf</i>
0	0	0	0	0	<i>Other long broadleaf wood</i>
636	911	656	345	885	<i>Cord broadleaf wood</i>
2.564	3.315	4.340	4.896	2.793	<i>Coniferous firewood</i>
70.867	66.320	62.365	59.081	66.414	<i>Broadleaf firewood</i>
0	0	0	0	0	<i>Other roughly worked wood</i>

**2 - 2.2 Indeksi u šumarstvu - odgovarajuća mjesečna varijacija**

<b>PROIZVODNJA</b>	<b><u>01.01</u></b> <b>01.00</b>	<b><u>02.01</u></b> <b>02.00</b>	<b><u>03.01</u></b> <b>03.00</b>	<b><u>04.01</u></b> <b>04.00</b>	<b><u>05.01</u></b> <b>05.00</b>
<b>UKUPNO</b>	128	83	99	104	103
<b>CETINARA</b>	130	88	110	122	124
<b>LIŠCARA</b>	126	79	90	87	76
<b>Trupci cetinara</b>	124	84	106	117	122
<b>Rudnicko drvo cetinara</b>	143	93	117	135	110
<b>Ostalo dugo drvo cetinara</b>	-	708	932	11.700	258
<b>Prostorno drvo cetinara</b>	1.065	549	225	141	179
<b>Trupci lišcara</b>	118	80	92	82	69
<b>Rudnicko drvo lišcara</b>	91	50	70	56	74
<b>Ostalo dugo drvo lišcara</b>	13	5	4	19	41
<b>Prostorno drvo lišcara</b>	301	100	178	54	80
<b>Ogrijevno drvo cetinara</b>	665	267	195	232	170
<b>Ogrijevno drvo lišcara</b>	148	77	85	99	86
<b>Ostalo grubo obrađeno drvo</b>	0	0	0	0	0

2 - 2.2 Indices in forestry - homologous month variation

<u>06.01</u> 06.00	<u>07.01</u> 07.00	<u>08.01</u> 08.00	<u>09.01</u> 09.00	<u>01-09.2001</u> 01-09.2000	<i>PRODUCTION</i>
81	85	92	82	93	<b>TOTAL</b>
92	92	102	93	104	<b>CONIFEROUS</b>
64	77	81	73	81	<b>BROAD LEAF</b>
91	88	98	92	101	<i>Logs Coniferous</i>
88	89	92	81	101	<i>Mining wood, coniferous</i>
120	173	271	165	212	<i>Other long coniferous wood</i>
99	122	164	85	143	<i>Cord coniferous wood</i>
59	78	74	74	79	<i>Logs broadleaf</i>
66	66	91	82	71	<i>Mining wood, broadleaf</i>
12	4	1	0	10	<i>Other long broadleaf wood</i>
164	72	88	48	91	<i>Cord broadleaf wood</i>
190	256	203	155	209	<i>Coniferous firewood</i>
70	77	86	74	83	<i>Broadleaf firewood</i>
71	9	1	49	26	<i>Other roughly worked wood</i>

**2 - 2.3 Indeksi u šumarstvu - mjesečni lancani indeksi**

PROIZVODNJA	<u>01.01</u>	<u>02.01</u>	<u>03.01</u>	<u>04.01</u>	<u>05.01</u>
	12.00	01.01	02.01	03.01	04.01
<b>UKUPNO</b>	71	99	141	121	114
<b>CETINARA</b>	77	100	142	134	131
<b>LIŠCARA</b>	66	98	140	108	89
<b>Trupci cetinara</b>	76	100	141	132	131
<b>Rudnicko drvo cetinara</b>	95	96	153	135	116
<b>Ostalo dugo drvo cetinara</b>	82	196	196	350	149
<b>Prostorno drvo cetinara</b>	52	112	105	147	218
<b>Trupci lišcara</b>	71	101	134	94	83
<b>Rudnicko drvo lišcara</b>	65	83	140	77	134
<b>Ostalo dugo drvo lišcara</b>	0	500	160	538	153
<b>Prostorno drvo lišcara</b>	54	198	164	54	133
<b>Ogrijevno drvo cetinara</b>	93	100	140	105	140
<b>Ogrijevno drvo lišcara</b>	57	90	151	141	95
<b>Ostalo grubo obrađeno drvo</b>	0	-	-	-	-

## 2 - 2.3 Indices in forestry - monthly chain indicies

<u>06.01</u> <u>05.01</u>	<u>07.01</u> <u>06.01</u>	<u>08.01</u> <u>07.01</u>	<u>09.01</u> <u>08.01</u>	<i>PRODUCTION</i>
94	99	119	83	<i>TOTAL</i>
97	88	116	73	<i>CONIFEROUS</i>
87	125	125	97	<i>BROAD LEAF</i>
98	87	114	74	<i>Logs Coniferous</i>
95	81	117	72	<i>Mining wood, coniferous</i>
111	110	112	66	<i>Other long coniferous wood</i>
68	102	152	66	<i>Cord coniferous wood</i>
85	125	97	101	<i>Logs broadleaf</i>
80	77	166	85	<i>Mining wood, broadleaf</i>
45	30	22	0	<i>Other long broadleaf wood</i>
69	82	76	142	<i>Cord broadleaf wood</i>
71	127	146	62	<i>Coniferous firewood</i>
90	127	157	94	<i>Broadleaf firewood</i>
-	4	22	2700	<i>Other roughly worked wood</i>

## 2 - 3.1 Proizvodnja, prodaja i zalihe šumskih proizvoda prema asortimanu

m3

PROIZVODNJA	01/ 2001	02/ 2001	03/ 2001	04/ 2001	05/ 2001
<b>UKUPNO</b>	59.322	103.678	157.340	126.442	169.869
<b>CETINARA</b>	34.974	50.081	82.892	56.321	94.749
<b>LIŠCARA</b>	24.348	53.597	74.448	70.121	75.120
<b>Trupci cetinara</b>	27.279	39.223	64.578	38.312	68.432
<b>Rudnicko drvo cetinara</b>	4.306	6.761	11.057	9.763	12.293
<b>Ostalo dugo drvo cetinara</b>	175	216	545	771	922
<b>Prostorno drvo cetinara</b>	2.861	3.875	6.694	7.361	12.835
<b>Trupci lišcara</b>	13.637	32.963	41.083	37.639	39.833
<b>Rudnicko drvo lišcara</b>	642	630	725	563	734
<b>Ostalo dugo drvo lišcara</b>	1.004	1.029	974	1.072	2.092
<b>Prostorno drvo lišcara</b>	210	1.039	2.135	1.270	858
<b>Ogrijevno drvo cetinara</b>	350	6	3	47	227
<b>Ogrijevno drvo lišcara</b>	8.855	17.936	29.531	29.577	31.603
<b>Ostalo grubo obrađeno drvo</b>	3	0	15	67	40

## 2 - 3.1 Production, sales and stocks forests products by type

m3

06/ 2001	07/ 2001	08/ 2001	09/ 2001	Φ 01-09.2001	PRODUCTION
130.293	161.418	197.381	165.131	1.270.874	<b>TOTAL</b>
81.273	91.993	114.837	78.336	685.456	<b>CONIFEROUS</b>
49.020	69.425	82.544	86.795	585.418	<b>BROAD LEAF</b>
62.591	69.654	88.598	58.424	517.091	<i>Logs Coniferous</i>
10.236	10.439	13.989	8.862	87.706	<i>Mining wood, coniferous</i>
361	230	155	678	4.053	<i>Other long coniferous wood</i>
5.455	11.627	12.008	9.531	72.247	<i>Cord coniferous wood</i>
24.800	37.022	35.285	37.413	299.675	<i>Logs broadleaf</i>
307	794	1.028	853	6.276	<i>Mining wood, broadleaf</i>
600	858	754	324	8.707	<i>Other long broadleaf wood</i>
572	833	1.356	874	9.147	<i>Cord broadleaf wood</i>
2.616	13	62	837	4.161	<i>Coniferous firewood</i>
22.741	29.918	44.116	47.331	261.608	<i>Broadleaf firewood</i>
14	30	30	4	203	<i>Other roughly worked wood</i>

## 2 - 3.1 Proizvodnja, prodaja i zalihe šumskih proizvoda prema asortimanu (nastavak)

m<sup>3</sup>

PRODAJA/ SALES	01/ 2001	02/ 2001	03/ 2001	04/ 2001	05/ 2001
<b>UKUPNO</b>	45.051	66.263	122.998	120.762	160.300
<b>CETINARA</b>	24.653	34.687	70.865	65.142	89.909
<b>LIŠCARA</b>	20.398	31.576	52.133	55.620	70.391
<b>Trupci cetinara</b>	19.210	28.344	55.405	49.460	67.243
<b>Rudnicko drvo cetinara</b>	2.467	2.832	8.670	8.318	9.269
<b>Ostalo dugo drvo cetinara</b>	202	176	408	770	945
<b>Prostorno drvo cetinara</b>	2.764	3.323	6.359	6.477	12.369
<b>Trupci lišcara</b>	15.757	25.663	39.736	38.374	46.070
<b>Rudnicko drvo lišcara</b>	335	195	314	311	388
<b>Ostalo dugo drvo lišcara</b>	179	687	359	1.086	1.169
<b>Prostorno drvo lišcara</b>	24	110	660	513	928
<b>Ogrijevno drvo cetinara</b>	10	12	12	50	43
<b>Ogrijevno drvo lišcara</b>	4.103	4.921	11.064	15.336	21.836
<b>Ostalo grubo obrađeno drvo</b>	0	0	11	67	40



2 - 3.1 Production, sales and stocks forests products by type  
(continued)

m3

06/ 2001	07/ 2001	08/ 2001	09/ 2001	Φ 01-09.2001	SALES
134.708	163.995	204.651	180.664	1.199.392	<b>TOTAL</b>
81.197	93.217	106.927	80.513	647.110	<b>CONIFERS</b>
53.511	70.778	97.724	100.151	552.282	<b>BROAD LEAF</b>
58.665	67.737	84.424	62.258	492.746	<i>Logs Coniferous</i>
8.759	11.819	9.528	7.588	69.250	<i>Mining wood, coniferous</i>
406	252	256	256	3.671	<i>Other long coniferous wood</i>
10.737	13.333	12.505	10.078	77.945	<i>Cord coniferous wood</i>
28.958	34.840	35.805	30.617	295.820	<i>Logs broadleaf</i>
324	410	1.032	734	4.043	<i>Mining wood, broadleaf</i>
1.264	945	881	787	7.357	<i>Other long broadleaf wood</i>
753	874	1.727	1.220	6.809	<i>Cord broadleaf wood</i>
2.616	46	189	329	3.307	<i>Coniferous firewood</i>
22.212	33.709	58.274	66.793	238.248	<i>Broadleaf firewood</i>
14	30	30	4	196	<i>Other roughly worked wood</i>

## 2 - 3.1 Proizvodnja, prodaja i zalihe šumskih proizvoda prema asortimanu (nastavak)

m3

ZALIHE/ STOCKS	01/ 2001	02/ 2001	03/ 2001	04/ 2001	05/ 2001
<b>UKUPNO</b>	326.503	363.924	398.282	404.872	415.513
<b>CETINARA</b>	137.095	152.492	164.405	155.794	162.099
<b>LIŠCARA</b>	189.408	211.432	233.877	249.078	253.414
<b>Trupci cetinara</b>	69.092	79.993	87.775	77.513	79.801
<b>Rudnicko drvo cetinara</b>	38.743	42.672	45.214	46.048	49.581
<b>Ostalo dugo drvo cetinara</b>	866	905	1.061	1.043	1.020
<b>Prostorno drvo cetinara</b>	27.127	27.661	29.399	30.237	30.560
<b>Trupci lišcara</b>	53.353	60.686	62.029	61.073	53.042
<b>Rudnicko drvo lišcara</b>	2.656	3.091	3.496	3.706	5.415
<b>Ostalo dugo drvo lišcara</b>	1.903	2.245	2.860	2.846	3.769
<b>Prostorno drvo lišcara</b>	6.909	7.822	9.294	10.024	9.582
<b>Ogrijevno drvo cetinara</b>	1.264	1.258	949	946	1.130
<b>Ogrijevno drvo lišcara</b>	124.587	137.588	156.198	171.429	181.606
<b>Ostalo grubo obradeno drvo</b>	3	3	7	7	7

2 - 3.1 Production, sales and stocks forests products by type  
(continued)

m3

06/ 2001	07/ 2001	08/ 2001	09/ 2001	Φ 01-09.2001	STOCKS
409.590	407.189	379.167	363.787	385.425	<b>TOTAL</b>
160.692	159.556	161.227	159.043	156.934	<b>CONIFERS</b>
248.898	247.633	217.940	204.744	228.492	<b>BROAD LEAF</b>
83.254	84.011	83.187	78.272	80.322	<i>Logs Coniferous</i>
49.528	46.521	48.256	47.848	46.046	<i>Mining wood, coniferous</i>
975	953	872	1.044	971	<i>Other long coniferous wood</i>
26.648	27.817	28.785	31.244	28.831	<i>Cord coniferous wood</i>
48.176	49.770	45.131	50.270	53.726	<i>Logs broadleaf</i>
5.359	5.711	5.711	5.453	4.511	<i>Mining wood, broadleaf</i>
3.105	3.018	2.891	2.428	2.785	<i>Other long broadleaf wood</i>
9.456	8.947	8.576	7.730	8.704	<i>Cord broadleaf wood</i>
280	247	120	628	758	<i>Coniferous firewood</i>
182.802	180.187	155.631	138.863	158.766	<i>Broadleaf firewood</i>
7	7	7	7	6	<i>Other roughly worked wood</i>

**2 - 3.2 Indeksi u šumarstvu - odgovarajuća mjesečna varijacija**

<b>PROIZVODNJA</b>	<b><u>01.01</u></b> <b>01.00</b>	<b><u>02.01</u></b> <b>02.00</b>	<b><u>03.01</u></b> <b>03.00</b>	<b><u>04.01</u></b> <b>04.00</b>	<b><u>05.01</u></b> <b>05.00</b>
<b>UKUPNO</b>	198	83	100	76	91
<b>CETINARA</b>	306	89	105	59	91
<b>LIŠCARA</b>	132	79	94	97	91
<b>Trupci cetinara</b>	276	82	100	50	88
<b>Rudnicko drvo cetinara</b>	324	125	151	83	82
<b>Ostalo dugo drvo cetinara</b>	254	59	64	103	122
<b>Prostorno drvo cetinara</b>	1.766	156	122	117	123
<b>Trupci lišcara</b>	122	84	93	96	88
<b>Rudnicko drvo lišcara</b>	167	63	64	37	70
<b>Ostalo dugo drvo lišcara</b>	-	14.700	-	13.400	1.851
<b>Prostorno drvo lišcara</b>	30	45	77	45	20
<b>Ogrijevno drvo cetinara</b>	-	-	9	100	249
<b>Ogrijevno drvo lišcara</b>	143	71	95	103	102
<b>Ostalo grubo obradeno drvo</b>	-	0	7	36	16

## 2 - 3.2 Indices in forestry - homologous month variation

<u>06.01</u> <u>06.00</u>	<u>07.01</u> <u>07.00</u>	<u>08.01</u> <u>08.00</u>	<u>09.01</u> <u>09.00</u>	<u>01-09.2001</u> <u>01-09.2000</u>	<i>PRODUCTION</i>
65	94	85	75	85	<i>TOTAL</i>
68	95	92	75	87	<i>CONIFEROUS</i>
61	92	77	75	84	<i>BROAD LEAF</i>
68	92	91	74	83	<i>Logs Coniferous</i>
75	104	110	79	99	<i>Mining wood, coniferous</i>
58	54	26	87	78	<i>Other long coniferous wood</i>
42	114	88	74	97	<i>Cord coniferous wood</i>
62	103	73	78	85	<i>Logs broadleaf</i>
37	100	119	89	74	<i>Mining wood, broadleaf</i>
923	3.730	#DIV/0!	#DIV/0!	4.031	<i>Other long broadleaf wood</i>
16	28	37	26	35	<i>Cord broadleaf wood</i>
2.217	11	13	284	353	<i>Coniferous firewood</i>
64	84	82	75	84	<i>Broadleaf firewood</i>
4	12	19	1	11	<i>Other roughly worked wood</i>

2 -3.3 Indeksi u šumarstvu - mjesečni lancani indeksi

PROIZVODNJA	<u>01.01</u>	<u>02.01</u>	<u>03.01</u>	<u>04.01</u>
	12.00	01.01	02.01	03.01
UKUPNO	42	175	152	80
<b>CETINARA</b>	62	143	166	68
<b>LIŠCARA</b>	28	220	139	94
<b>Trupci cetinara</b>	61	144	165	59
<b>Rudnicko drvo cetinara</b>	72	157	164	88
<b>Ostalo dugo drvo cetinara</b>	26	123	252	141
<b>Prostorno drvo cetinara</b>	53	135	173	110
<b>Trupci lišcara</b>	33	242	125	92
<b>Rudnicko drvo lišcara</b>	85	98	115	78
<b>Ostalo dugo drvo lišcara</b>	1.476	102	95	110
<b>Prostorno drvo lišcara</b>	6	495	205	59
<b>Ogrijevno drvo cetinara</b>	179	2	50	1.567
<b>Ogrijevno drvo lišcara</b>	22	203	165	100
<b>Ostalo grubo obradeno drvo</b>	27	0	-	447

## 2 - 3.3 Indices in forestry - monthly chain indices

<u>05.01</u> 04.01	<u>06.01</u> 05.01	<u>07.01</u> 06.01	<u>08.01</u> 07.01	<u>09.01</u> 08.01	<i>PRODUCTION</i>
134	77	124	122	84	<i>TOTAL</i>
168	86	113	125	68	<i>CONIFEROUS</i>
107	65	142	119	105	<i>BROAD LEAF</i>
179	91	111	127	66	<i>Logs Coniferous</i>
126	83	102	134	63	<i>Mining wood, coniferous</i>
120	39	64	67	437	<i>Other long coniferous wood</i>
174	43	213	103	79	<i>Cord coniferous wood</i>
106	62	149	95	106	<i>Logs broadleaf</i>
130	42	259	129	83	<i>Mining wood, broadleaf</i>
195	29	143	88	43	<i>Other long broadleaf wood</i>
68	67	146	163	64	<i>Cord broadleaf wood</i>
483	1.152	0	477	1.350	<i>Coniferous firewood</i>
107	72	132	147	107	<i>Broadleaf firewood</i>
60	35	214	100	13	<i>Other roughly worked wood</i>





### ***3. GRAĐEVINARSTVO CONSTRUCTION***

## **GRAĐEVINARSTVO**

### ***Metodološka objašnjenja***

Podaci u ovom biltenu dati su temeljem obrade statističkih podataka mjesečnog izvješća građevinarstva koji zavodima za statistiku u oba BiH entiteta dostavljaju poduzeca koja se bave građevinskim radovima.

Pod pojmom građevinski radovi obuhvacene su djelatnosti: pripremni radovi na gradilištu (uključujući rušenje građevinskih objekata, zemljane radove i ispitivanje terena za gradnju); izgradnja objekata visokogradnje, niskogradnje i hidrogradnje (izgradnja kompletnih objekata ili njihovih dijelova, rekonstrukcija, dogradnja i održavanje objekata); svi instalacioni radovi (struja, voda, plin, grijanje, ventilacija i hlađenje); izolacioni radovi i završni građevinski radovi (fasaderski radovi, malterisanje, ugradnja stolarije, postavljanje podnih i zidnih obloga, molerski, staklarski i ostali završni radovi).

Grđevinski objekat je svaka nadzemna i podzemna gradnja kao i vodogradnja, koja u građevinskom smislu predstavlja odvojenu samostalnu cjelinu sa unaprijed određenom namjenom, a fiksirana je za određenu lokaciju.

Podaci o vrijednosti izvršenih radova računati su temeljem privremenih mjesečnih situacija i predstavljaju obračunatu vrijednost izvršenih radova, a ne vrijednost naplacenih radova. Vrijednost je data u tekucim cijenama, a iskazana je u hiljadama KM. Ovaj podatak podložen je korekcijama pri izradi konačnih obračuna.

Podatak o izvršenim efektivnim satima rada predstavlja ukupan broj sati koji su ostvarili radnici na građevinskim objektima u izvještajnom mjesecu u redovnom i prekovremenom radu, bez obzira da li su placeni po satu, normi ili akordu.. U ovaj broj nisu uključeni sati rada inženjera i tehnicara.

Podatak o broju radnika odnosi se na stanje zaposlenih radnika posljednjeg dana u mjesecu na koji se podaci odnose, a ne uključuje radnike na administrativnim i inženjersko - tehničkim poslovima.

Za mjerenje promjena podataka o radnoj snazi u građevinarstvu (broj izvršenih efektivnih radnih sati i broj radnika na gradilištima) računati su stope promjena u odnosu na prethodni mjesec za obje varijable. Podaci su računati prema slijedećoj formuli:

$$\Delta = \{ [ \text{Vrijednost (t)} - \text{Vrijednost (t-1)} ] / \text{Vrijednost (t-1)} \} \times 100$$

gdje (t) predstavlja vrijednosti iz tekućeg mjeseca, a (t-1) vrijednosti iz prethodnog mjeseca.

## **CONSTRUCTION**

### *Notes on methodology*

The data in this bulletin are gathered from monthly reports on construction, which are submitted to both entity Statistics Offices by construction companies.

The term “construction works” covers the following activities: preparatory works on building sites (including demolition of construction objects, land works and area exploration for building), buildings, civil engineering and hydraulic engineering (building complete objects or their parts, reconstruction, rebuilding and maintenance of objects); all installation works (electricity, water, gas, heating, ventilation and air devices); insulation works and final construction works (façade works, plastering with mortar, joiner’s trade, installing floor and wall linings, painting, glazing and other final works).

The construction object is any above-ground, underground or aquatic building, resulting from a separate and pre-visualised plan in a pre-determined, fixed location.

Data on the value of completed works is calculated on a monthly basis and represent the estimated value of work completed, and not the construction costs incurred to date.

The value is given at current prices, in thousands of convertible marks (KM). This data is subject to corrections after final calculations.

Data on effective hours completed represents the total number of hours that workers have spent on the building sites in a given month in regular and overtime work, independently of whether they are paid by the hour, norm or agreement.

This number does not include the hours worked by engineers and technicians.

Data on number of workers refer to the number of workers employed on the last day of the month to which the data are related.

This information does not include workers in the administrative, engineering or technical sector.

To calculate the change of data on employment in construction (number of completed effective working hours and number of workers on building sites) the rates of change in relation to the previous month for both variables were taken into account. Change is calculated according to the following formula:

$$\Delta = \{[\text{Value } t - \text{Value } (t-1)] / \text{Value } (t - 1)\} \times 100$$

Where Value (t) represents the value of the current month, and Value (t-1) the value from previous month.

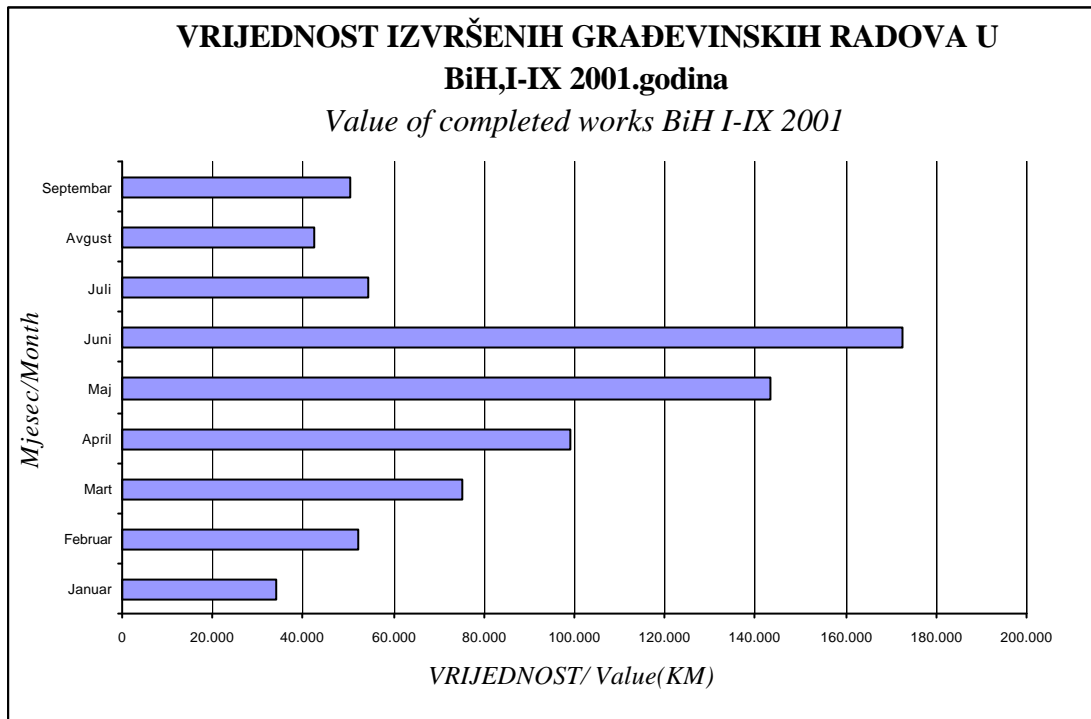
**RAZINA OBRADJE BOSNA I HERCEGOVINA**  
 DATA PROCESSING - LEVEL BOSNIA AND HERZEGOVINA

### 3 - 1.1 Indeksi vrijednosti izvršenih građevinskih radova, izvršenih efektivnih sati i broja radnika

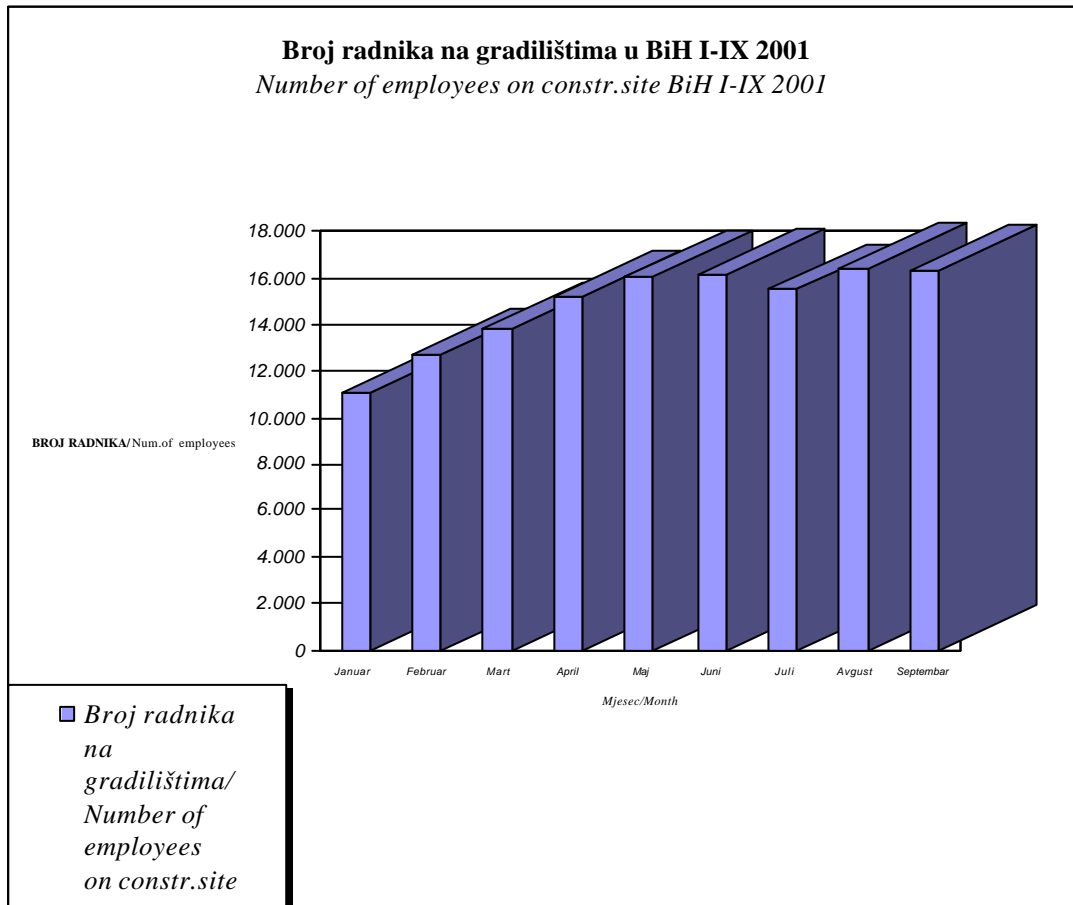
*Indices of value of completed construction works, completed effective hours and workers*

	<u>01.2001</u> Φ 2000	<u>02.2001</u> Φ 2000	<u>03.2001</u> Φ 2000	<u>04.2001</u> Φ 2000	<u>05.2001</u> Φ 2000	<u>06.2001</u> Φ 2000	<u>07.2001</u> Φ 2000	<u>08.2001</u> Φ 2000	<u>09.2001</u> Φ 2000	
Vrijednost izvršenih radova	70,2	108,1	155,9	205,9	297,4	358,1	113,3	88,9	104,4	<i>Value of completed works</i>
Izvršeni efektivni sati rada	71,3	81,9	91,7	101,2	108,6	110,1	107,2	114,9	106,4	<i>Completed effective hours</i>
Broj radnika na gradilištima	74,2	85,6	92,8	102,7	107,7	108,7	104,5	110,2	1'09,7	<i>Number of employees on constr.site</i>
	<u>01.2001</u> 01.2000	<u>02.2001</u> 02.2000	<u>03.2001</u> 03.2000	<u>04.2001</u> 04.2000	<u>05.2001</u> 05.2000	<u>06.2001</u> 06.2000	<u>07.2001</u> 07.2000	<u>08.2001</u> 08.2000	<u>09.2001</u> 09.2000	
Vrijednost izvršenih radova	215,4	476,8	225,9	287,1	311,3	318,5	105,3	73,1	82,0	<i>Value of completed works</i>
Izvršeni efektivni sati rada	194,2	175,8	148,2	99,7	103,2	95,0	88,3	88,7	85,9	<i>Completed effective hours</i>
Broj radnika na gradilištima	180,3	166,1	145,8	101,5	101,2	95,9	85,6	89,6	90,5	<i>Number of employees on constr.site</i>
	<u>01.2001</u> 12.1999	<u>02.2001</u> 01.2000	<u>03.2001</u> 02.2000	<u>04.2001</u> 03.2000	<u>05.2001</u> 04.2000	<u>06.2001</u> 05.2000	<u>07.2001</u> 06.2000	<u>08.2001</u> 07.2000	<u>09.2001</u> 08.2000	
Vrijednost izvršenih radova	74,2	331,2	688,1	298,4	414,7	374,8	100,9	81,8	86,7	<i>Value of completed works</i>
Izvršeni efektivni sati rada	76,5	225,9	206,5	163,5	107,2	104,3	93,3	94,6	82,2	<i>Completed effective hours</i>
Broj radnika na gradilištima	90,2	207,7	180,2	161,2	106,5	102,1	92,2	90,6	89,1	<i>Number of employees on constr.site</i>

**Grafikon 1:**  
Graph 1:



**Grafikon 2:**  
Graph 2:



**RAZINA OBRADJE BOSNA I HERCEGOVINA**  
*DATA PROCESSING - LEVEL BOSNIA AND HERZEGOVINA*

### 3 - 1.2 Vrijednost izvršenih građevinskih radova, izvršeni efektivni sati i broj radnika

*Value of completed construction works, completed effective hours and workers*

	* Vrijednost izvršenih radova /  * <i>Value of completed works</i>	Izvršeni efektivni sati rada /  <i>Completed effective hours</i>	Broj radnika na gradilištima/  <i>Number of employees on constr.site</i>	Δ Vrijednosti izvršenih radova /  Δ <i>Value of completed works</i>	Δ Izvršenih efektivnih sati rada /  Δ <i>Completed effective hours</i>	Δ Broja radnika na gradilištima/  Δ <i>Number of employees on constr.site</i>	
2001							2001
Januar	33.866	1.647.004	11.054				January
Februar	52.075	1.918.379	12.730	153,8	116,5	37,6	February
Mart	75.150	2.149.396	13.813	144,3	112,0	108,5	March
April	99.235	2.371.802	15.278	132,0	110,3	110,6	April
Maj	143.362	2.544.348	16.034	144,5	107,3	104,9	May
Juni	172.598	2.571.105	16.177	120,4	101,1	100,9	June
Juli	54.631	2.511.120	15.558	31,7	97,7	96,2	July
Avgust	42.460	2.709.162	16.403	77,7	107,9	105,4	August
Septembar	50.327	2.493.616	16.332	118,5	92,0	99,6	September
Φ 2001	96.048	2.200.339	14.181				Φ 2001
Φ 01-09 2001	576.286	13.202.034	85.086				Φ 01-09 2001

Δ = % promjene pojave prema prethodnom mjesecu / % *monthly variation towards previous month*

\* Vrijednost izvršenih radova data je u hilj. KM / *Value of completed works, in thousand KM*

**RAZINA OBRADE FEDERACIJA BOSNE I HERCEGOVINE**  
*DATA PROCESSING - LEVEL FEDERATION B&H*

### 3 - 2.1 Indeksi vrijednosti izvršenih građevinskih radova, izvršenih efektivnih sati i broja radnika

*Indices of value of completed construction works, completed effective hours and workers*

	<b>01.2001</b> Φ 2000	<b>02.2001</b> Φ 2000	<b>03.2001</b> Φ 2000	<b>04.2001</b> Φ 2000	<b>05.2001</b> Φ 2000	<b>06.2001</b> Φ 2000	<b>07.2001</b> Φ 2000	<b>08.2001</b> Φ 2000	<b>09.2001</b> Φ 2000	
Vrijednost izvršenih radova	87,9	136,2	201,4	283,0	410,4	516,6	102,5	92,4	109,9	<i>Value of completed works</i>
Izvršeni efektivni sati rada	74,9	82,8	89,9	99,4	106,9	109,6	101,3	111,7	102,7	<i>Completed effective hours</i>
Broj radnika na gradilištima	71,6	84,3	90,3	93,7	103,9	106,7	97,0	104,6	106,4	<i>Number of employees on constr.site</i>
	<b>01.2001</b> 01.2000	<b>02.2001</b> 02.2000	<b>03.2001</b> 03.2000	<b>04.2001</b> 04.2000	<b>05.2001</b> 05.2000	<b>06.2001</b> 06.2000	<b>07.2001</b> 07.2000	<b>08.2001</b> 08.2000	<b>09.2001</b> 09.2000	
Vrijednost izvršenih radova	173,5	387,2	275,8	372,6	375,4	434,4	104,3	84,2	89,7	<i>Value of completed works</i>
Izvršeni efektivni sati rada	142,2	122,2	99,9	97,2	102,2	96,5	90,6	96,3	90,6	<i>Completed effective hours</i>
Broj radnika na gradilištima	134,5	118,7	102,8	101,7	100,1	93,6	85,2	91,1	94,2	<i>Number of employees on constr.site</i>
	<b>01.2001</b> 12.1999	<b>02.2001</b> 01.2000	<b>03.2001</b> 02.2000	<b>04.2001</b> 03.2000	<b>05.2001</b> 04.2000	<b>06.2001</b> 05.2000	<b>07.2001</b> 06.2000	<b>08.2001</b> 07.2000	<b>09.2001</b> 08.2000	
Vrijednost izvršenih radova	102,4	268,9	572,3	387,5	540,3	473,7	84,5	93,9	100,3	<i>Value of completed works</i>
Izvršeni efektivni sati rada	94,1	122,2	132,8	110,5	103,5	105,5	88,0	100,1	88,5	<i>Completed effective hours</i>
Broj radnika na gradilištima	105,9	148,5	127,1	113,2	106,3	102,8	87,3	92,6	92,7	<i>Number of employees on constr.site</i>

### 3 - 2.2 Vrijednost izvršenih građevinskih radova, izvršeni efektivni sati i broj radnika

*Value of completed construction works, completed effective hours and workers*

	* Vrijednost izvršenih radova/  * Value of completed works	Izvršeni efektivni sati rada/  Completed effective hours	Broj radnika na gradilištima/  Number of employees on constr.site	Δ Vrijednosti izvršenih radova/  Δ Value of completed works	Δ Izvršenih efektivnih sati rada/  Δ Completed effective hours	Δ Broja radnika na gradilištima/  Δ Number of employees on constr.site	
2001							2001
Januar	27.285	1.207.134	8.246				January
Februar	42.284	1.333.522	9.101	155,0	110,5	110,4	February
Mart	62.492	1.449.153	9.741	147,8	108,7	107,0	March
April	87.799	1.602.748	10.719	140,5	110,6	110,0	April
Maj	127.317	1.709.351	11.206	145,0	106,7	104,5	May
Juni	160.257	1.765.420	11.513	125,9	103,3	102,7	June
Juli	31.781	1.632.710	10.496	19,8	92,5	91,2	July
Avgust	28.630	1.779.086	11.370	90,1	109,0	108,3	August
Septembar	34.110	1.655.565	11.513	119,1	93,1	101,3	September
Φ 2001	66.884	1.570.521	10.434				Φ 2001
Φ 01-09. 2001	601.955	14.134.689	93.905				Φ 01-09 2001

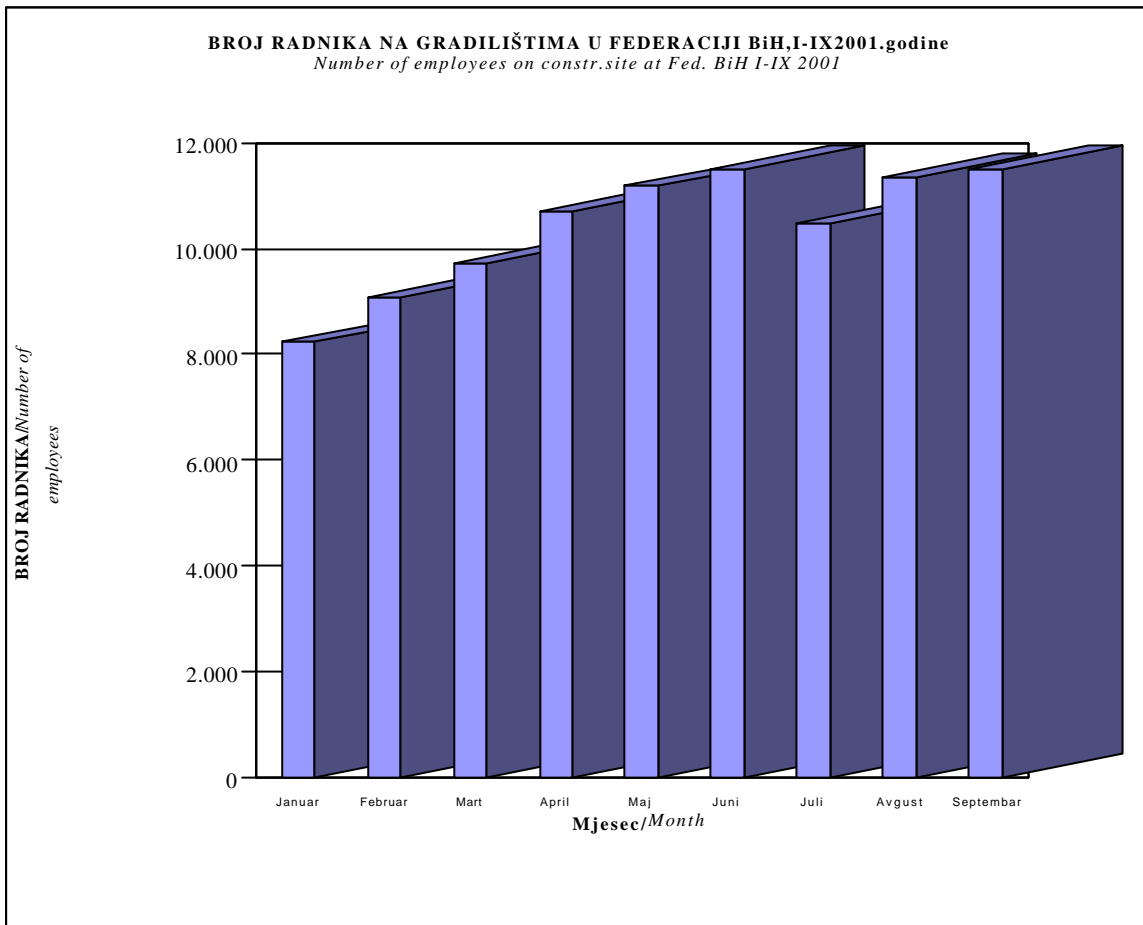
Δ = % promjene pojave prema prethodnom mjesecu / % monthly variation towards previous month

\* Vrijednost izvršenih radova data je u hilj. KM / Value of completed works, in thousand KM



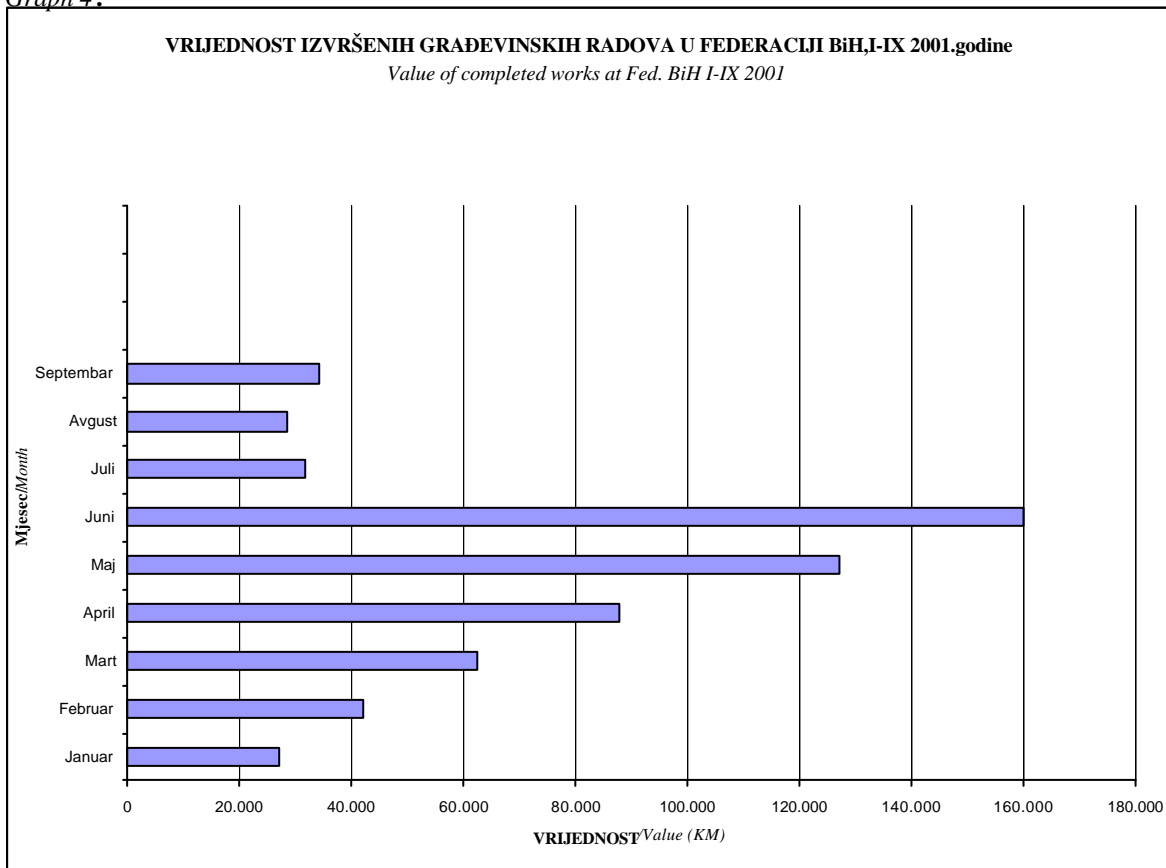
**Grafikon 3:**

*Graph 3:*



**Grafikon 4:**

*Graph 4:*

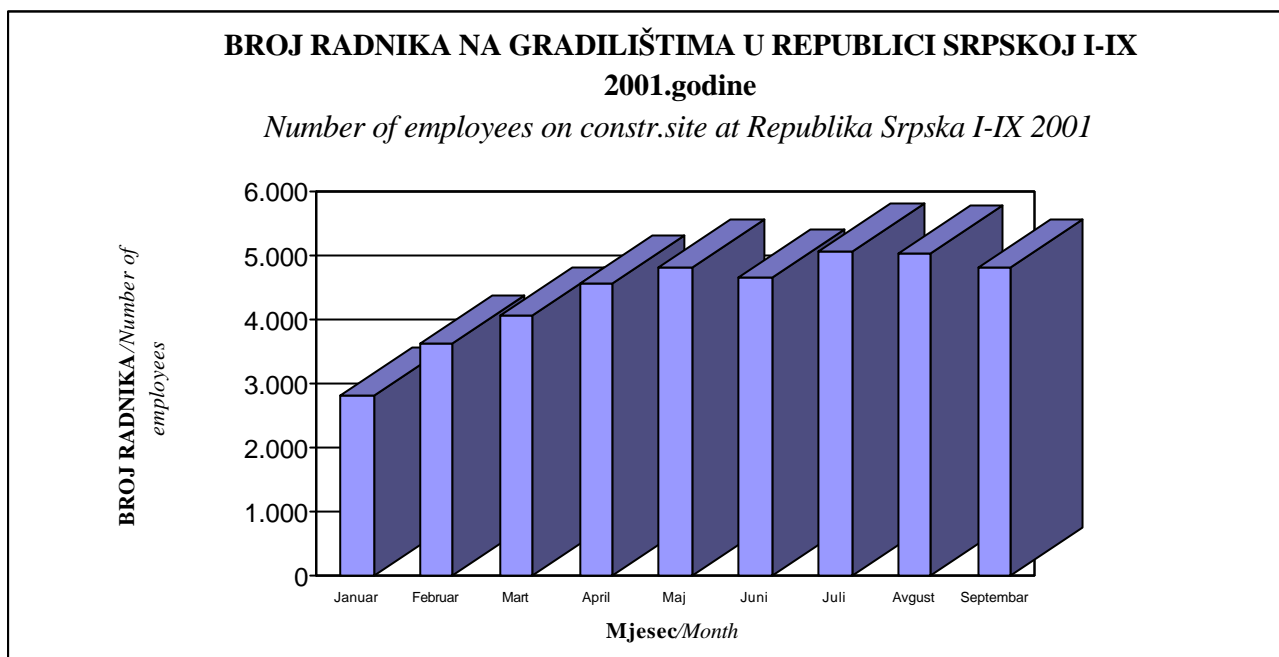


### 3 - 3.1 Indeksi vrijednosti izvršenih građevinskih radova, izvršenih efektivnih sati i broja radnika

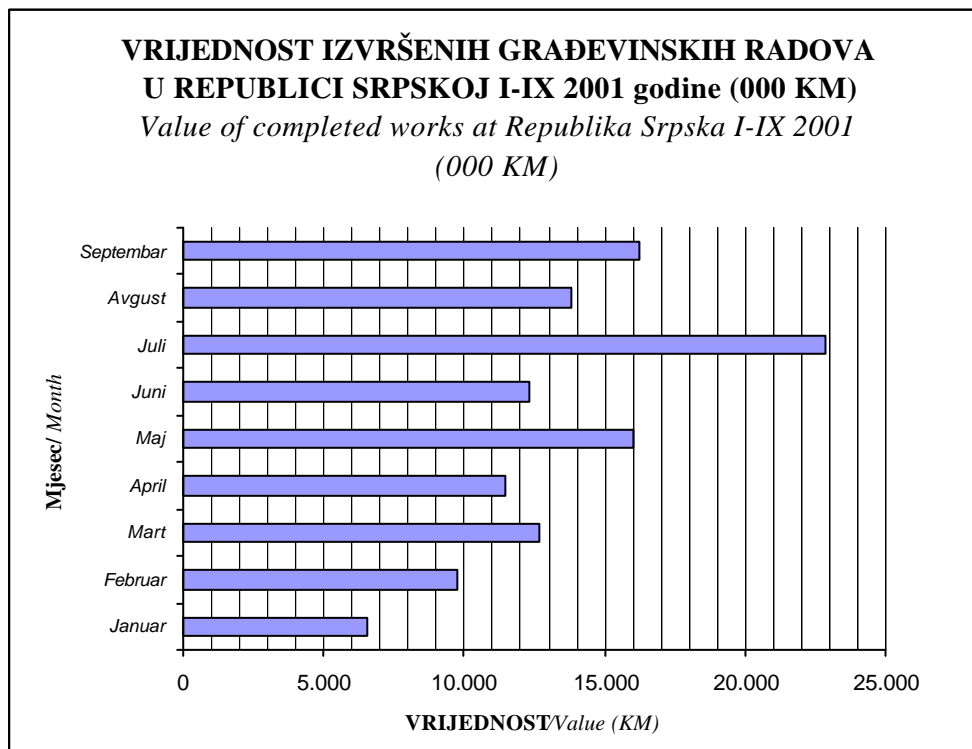
*Indices of value of completed construction works, completed effective hours and workers*

	<u>01.2001</u> Φ 2000	<u>02.2001</u> Φ 2000	<u>03.2002</u> Φ 2000	<u>04.2001</u> Φ 2000	<u>05.2001</u> Φ 2000	<u>06.2001</u> Φ 2000	<u>07.2001</u> Φ 2000	<u>08.2001</u> Φ 2000	<u>09.2001</u> Φ 2000	
Vrijednost izvršenih radova	36,6	54,5	70,4	63,6	89,4	68,7	126,9	55,7	90,5	<i>Value of completed works</i>
Izvršeni efektivni sati rada	51,7	68,8	82,3	90,5	98,2	94,8	103,5	109,4	98,5	<i>Completed effective hours</i>
Broj radnika na gradilištima	58,1	75,0	84,1	94,2	99,8	96,4	104,6	104,1	99,6	<i>Number of employees on constr.site</i>
	<u>01.2001</u> 01.2000	<u>02.2001</u> 02.2000	<u>03.2001</u> 03.2000	<u>04.2001</u> 04.2000	<u>05.2001</u> 05.2000	<u>06.2001</u> 06.2000	<u>07.2001</u> 07.2000	<u>08.2001</u> 08.2000	<u>09.2001</u> 09.2000	
Vrijednost izvršenih radova	215,4	152,4	119,3	103,9	131,8	71,4	106,8	59,1	69,1	<i>Value of completed works</i>
Izvršeni efektivni sati rada	172,6	135,9	93,8	106,0	105,2	95,1	83,4	79,9	78,6	<i>Completed effective hours</i>
Broj radnika na gradilištima	164,7	126,5	93,4	101,2	103,7	95,6	85,1	84,5	82,3	<i>Number of employees on constr.site</i>
	<u>01.2001</u> 12.1999	<u>02.2001</u> 01.2000	<u>03.2001</u> 02.2000	<u>04.2001</u> 03.2000	<u>05.2001</u> 04.2000	<u>06.2001</u> 05.2000	<u>07.2001</u> 06.2000	<u>08.2001</u> 07.2000	<u>09.2001</u> 08.2000	
Vrijednost izvršenih radova	41,3	320,6	119,3	107,8	145,8	101,1	78,0	64,6	69,1	<i>Value of completed works</i>
Izvršeni efektivni sati rada	50,6	229,6	162,8	102,6	105,2	101,6	82,4	88,2	72,0	<i>Completed effective hours</i>
Broj radnika na gradilištima	62,8	212,8	141,9	104,5	106,8	100,2	84,1	84,6	80,8	<i>Number of employees on constr.site</i>

**Grafikon 5:**  
Graph 5:



**Grafikon 6:**  
Graph 6:



### 3 - 3.2 Vrijednost izvršenih građevinskih radova, izvršeni efektivni sati i broj radnika

*Value of completed construction works, completed effective hours and workers*

	* Vrijednost izvršenih radova / * Value of completed works	Izvršeni efektivni sati rada / Completed effective hours	Broj radnika na gradilištima/ Number of employees on constr.site	Δ Vrijednosti izvršenih radova / Δ Value of completed works	Δ Izvršenih efektivnih sati rada / Δ Completed effective hours	Δ Broja radnika na gradilištima/ Δ Number of employees on constr.site	
2001							2001
Januar	6.581	439.870	2.808				January
Februar	9.791	584.857	3.629	148,78	132,96	129,24	February
Mart	12.658	700.243	4.072	129,28	119,73	112,21	March
April	11.436	769.054	4.559	90,35	109,83	111,96	April
Maj	16.045	834.997	4.828	140,30	108,57	105,90	May
Juni	12.341	805.685	4.664	76,91	96,49	96,60	June
Juli	22.850	878.410	5.062	185,16	109,03	108,53	July
Avgust	13.830	930.076	5.033	60,53	105,88	99,43	August
Septembar	16.217	838.051	4.819	117,26	90,11	95,75	September
Φ 2001	13.528	753.471	4.386				Φ 2001
Φ 01-09 2001	121.749	6.781.243	39.474				Φ 01-09 2001

***4. PRIJEVOZ I VEZE  
TRANSPORT AND  
COMMUNICATIONS***

## **PRIJEVOZ I VEZE**

### ***Metodološka objašnjenja***

Podaci o drumskom i željezničkom prometu dobiveni su obradom mjesečnih statističkih izvješća, koja su entitetski statistički zavodi prikupili od poduzeca i drugih poslovnih subjekata koji se bave prijevozom putnika i robe (tereta) u unutrašnjem i međunarodnom prijevozu.

Za željeznički prijevoz u ovom biltenu su raspoloživi slijedeći pokazatelji: broj prevezenih putnika, tone prevezene robe (tereta) i broj putničkih i tonskih kilometara. Za drumski prijevoz, pored naprijed navedenih indikatora, raspoloživi su i podaci o pređenim kilometrima vozila .

U drumskom prijevozu nije obuhvaćen prijevoz putnika i robe koji, svojim prijevoznim sredstvima, poduzeca obavljaju za vlastite potrebe (interni transport) .

Pod pojmom prijevoz u prometu, podrazumjeva se kretanje putnika ili tereta od jednog mjesta (mjesto ukrcaja) do drugog mjesta (mjesto iskrcaja) i predstavlja mjeru aktivnosti prijevoznih poduzeca.

Putnički kilometar je izračunata jedinica mjere koja uslovno predstavlja prijevoz 1 putnika na udaljenosti od 1 kilometra. Indikator - putnički kilometar je kompleksan indikator koji je izračunat i dostavljen od strane poduzeca – izvještajnih jedinica. Ovaj indikator iskazuje agregiranu jedinicu mjere broja prevezenih putnika u odnosu na pređenu dionica puta. Radi se o mjeri fizičkog obima prijevoza i pokazatelj je rentabilnosti rada prijevoznog poduzeca.

Na isti način, tonki kilometar je jedinica mjere koja predstavlja prijevoz 1 tone robe na udaljenosti od 1 kilometra.

Gradski prijevoz predstavljen je podacima o pređenim kilometrima vozila i prevezenim putnicima na određenim gradskim linijama sa fiksiranim postajama i utvrđenim voznim redom. Podacima je obuhvaćen prijevoz putnika koji se obavlja gradskim autobusima, tramvajima i trolejbusima. U Republici Srpskoj ne postoje tramvajske i trolejbuske linije.

Oblast telekomunikacija u biltenu je predstavljena osnovnim indikatorima o poštanskom, telegramskom i telefonskom prometu, a ulazni podaci dobiveni su na temelju mjesečnih izvješća poduzeca registriranih za tu djelatnost.

Podaci za pismonosne i paketne pošiljke u unutrašnjem i međunarodnom prometu sadrže transvere: pisama, preporučenih pošiljki, vrijednosnih pisama i paketa primljenih za otpremu i prispjelih za dostavu i isporuku, bez tranzita, a uključena je i otprema časopisa i tiska upućena pretplatnicima.

Platni promet obuhvata uplate i isplate poštanskim uplatnicama, žiro i tekucim računima, računskim knjižicama, štednim ulozima i sl., na poštanskim šalterima.

U unutrašnjem telegramskom prometu obuhvaćeni su samo otpremljeni telegrami, a u međunarodnom prometu i otpremljeni i primljeni telegrami.

Mjesni i međumjesni, unutrašnji telefonski razgovori, obuhvataju samo polazne, a međunarodni, polazne i dolazne razgovore.

Telegramski promet i telefonski razgovori iskazani su brojem impulsa, koji predstavlja tehničku jedinicu mjere za tu vrstu saobraćaja.

Podaci o mobilnim telefonskim razgovorima odnose se samo na Federaciju BiH, obzirom da u Republici Srpskoj još uvijek nije uspostavljena mreža mobilne telefonije.

## **TRANSPORT AND COMMUNICATIONS**

### *Notes on methodologies*

Data on road and railway transport were obtained by processing monthly statistical surveys, which the entity Statistical Office collected from enterprises and other business units which provide domestic and international transport of passengers and goods.

For railway transport the following indicators are available in this bulletin: number of transported passengers, tons of transported goods (freight) and number of passengers and tons/kilometre.

For road transport, besides the above mentioned indicators, data are available on kilometres covered by means of transport.

Road transport does not include the transport of passengers and goods undertaken by firms for their own needs and with their own means.

By transport we mean the movement of passengers or cargo from one place (place of loading) to another (place of unloading).

Passenger kilometre is an indicator representing the transport of one passenger for the distance of one kilometre. This indicator is a complex one, which is calculated and delivered by firms. It is obtained from the aggregated number of transported passengers in relation to the distance of transportation. It concerns a measure of physical quantity of transport and is an indicator of rentability work of a transport company.

In the same way, ton kilometres is a unit which represents the transportation of one ton of goods for the distance of one kilometre.

Urban transport is represented by data on kilometres covered by means of transportation and transported passengers on certain urban lines with fixed stations and schedules drive time.

The data comprise transport of passengers on city buses, trams and trolley buses. Republika Srpska has neither trams nor trolley bus lines.

In the bulletin the area of telecommunications is presented by basic indicators on post, telegram and telephone traffic. Input data were obtained from monthly reports by firms, which are registered for these activities.

Data for letters and parcels in internal and international transport comprise: letters, special letters, valuable letters and parcels received for delivery, including delivery of magazines and newspapers sent to subscribers, excluding transit.

Payment of turnover comprises the payments at the post office window, postal invoices, giro and current accounts, accounting books and savings deposits.

Domestic telegraph service covers only delivered telegrams, while the international services covers both, delivered and received telegrams.

Local and inter-local domestic telephone calls, comprise only departure calls, while international calls comprise both outgoing and incoming calls.

Telegraph services and telephone calls are given by the number of telephone impulses, which represent a technical unit for this type of communication.

The data on mobile telephone calls refer only to the territory of the Federation, as the network for mobile telephony in Republika Srpska has not yet been established.

#### 4 - 1.1 Drumski, gradski, željeznički i poštansko-telefonski promet

##### A. Drumski i gradski prijevoz

	1999	2000	01. 2001	02. 2001	03. 2001	04. 2001
<b>PREVOZ ROBE</b>						
Predeni kilometri vozila, u hiljadama	33.136	30.198	2.067	1.877	2.158	2.248
Prevezeno tona robe, u hiljadama	1.833	1.709	115	107	109	107
Tonski kilometri, u hiljadama	356.511	333.337	22.456	18.103	18.016	18.228
<b>PREVOZ PUTNIKA</b>						
Predeni kilometri vozila, u hiljadama	73.264	79.417	6.988	6.215	6.647	6.581
Prevezeni putnici, u hiljadama	35.692	37.495	2.819	3.001	3.336	3.231
Putnicki kilometri, u hiljadama	1.160.141	1.313.769	94.584	87.389	93.928	92.385
<b>GRADSKO - PRIGRADSKI SAOBRAĆAJ</b>						
Predeni kilometri vozila, u hilj.	50.366	52.870	4.181	3.991	4.469	4.365
Prevezeni putnici, u hiljadama	213.802	220.107	16.675	16.650	17.721	18.582



## 4 - 1.1 Highway, urban and railway transport and telecommunication services

## A. Highway and urban transport

05. 2001	06. 2001	07. 2001	08. 2001	09. 2001	01-09.2001	
<i>GOODS TRANSPORT</i>						
2.456	2.462	2.509	2.474	2.574	20.825	<i>Vehicle-kilometers covered, in thous.</i>
117	111	114	124	172	1.076	<i>Tons of goods transported, in thous.</i>
18.644	21.303	22.974	23.697	32.147	195.568	<i>Metric tons kilometers, in thous.</i>
<i>PASSENGER TRANSPORT</i>						
6.826	6.674	6.656	6.749	6.613	59.949	<i>Vehicle-kilometers covered, in thous.</i>
3.345	3.186	2.967	2.923	3.412	28.220	<i>Passenger transported, in thousands</i>
91.385	87.787	96.285	94.884	94.627	833.254	<i>Passenger-kilometers, in thousands</i>
<i>URBAN - SUBURBAN TRANSPORT</i>						
4.681	4.330	4.248	4.243	4.532	39.040	<i>Vehicle-kilometers covered, in thous.</i>
19.081	17.601	16.420	16.105	18.627	157.462	<i>Passenger transported, in thousands</i>

**4 - 1.1 Drumski, gradski, željeznicki i poštansko-telefonski promet**  
(nastavak)

**B. Željeznicki prijevoz**

	1999	2000	01. 2001	02. 2001	03. 2001	04. 2001
<b>PREVOZ ROBE</b>						
Prevezeno tona robe, u hiljadama	3.247	4.279	356	392	450	393
Tonski kilometri, u milionima	146	224	14	14	28	23
<b>PREVOZ PUTNIKA</b>						
Prevezeni putnici, u hiljadama	1.500	1.342	99	93	110	100
Putnicki kilometri, u milionima	51	47	4	3	6	4

**C. Poštansko-telefonski promet**

	1999	2000	01. 2001	02. 2001	03. 2001	04. 2001
Pismonosne pošiljke, u hiljadama	54.850	58.234	2.964	2.830	2.942	3.265
Paketske pošiljke, u hiljadama	158	161	9	9	7	7
Telefonski razgovori, u mil. Impulsa	7.567	8.398	732	720	734	742
Mobilni telefon. razgovori, u hilj.min.	56.444	77.406	6.944	7.037	8.540	8.540

4 - 1.1 Highway, urban and railway transport and telecommunication services  
(continued)

B. Railway transport

05. 2001	06. 2001	07. 2001	08. 2001	09. 2001	01-09.2001	
<i>GOODS TRANSPORT</i>						
392	553	399	400	414	3.749	<i>Tons of goods transported, in thous.</i>
23	29	28	24	24	206	<i>Metric tons kilometers, in millions</i>
<i>PASSENGER TRANSPORT</i>						
103	66	131	121	102	925	<i>Passenger transported, in thousands</i>
5	3	4	6	4	37	<i>Passenger-kilometers, in millions</i>

C. Postal and telecommunication services

05. 2001	06. 2001	07. 2001	08. 2001	09. 2001	01-09.2001	
3.308	3.273	3.829	3.343	3.559	29.313	<i>Number of letters, in thousands</i>
9	7	7	7	11	73	<i>Number of parcels, in thousands</i>
728	783	787	778	786	6.789	<i>Telephone calls, in milion impulses</i>
9.448	10.519	10.686	10.125	10.301	82.140	<i>Telef.calls by mobitel, in 000 minutes</i>

**4 - 1.2 Indeksi drumskog, gradskog, željeznickog i poštansko-telefonskog prometa - tekuci mjesec uspoređen sa prosjekom prošle godine**

**A. Drumski i gradski prijevoz**

	<u>01.01</u>	<u>02.01</u>	<u>03.01</u>	<u>04.01</u>
	Φ 2000	Φ 2000	Φ 2000	Φ 2000
<b>PREVOZ ROBE</b>				
Predeni kilometri vozila	82,1	74,6	85,8	89,3
Prevezeno tona robe	80,7	75,1	76,5	75,1
Tonski kilometri	80,8	65,2	64,9	65,6
<b>PREVOZ PUTNIKA</b>				
Predeni kilometri vozila	105,6	93,9	100,4	99,4
Prevezeni putnici	90,2	96,0	106,8	103,4
Putnicki kilometri	86,4	79,8	85,8	84,4
<b>GRADSKO - PRIGRADSKI SAOBRAĆAJ</b>				
Predeni kilometri vozila	94,9	90,6	101,4	99,1
Prevezeni putnici	90,9	90,8	96,6	101,3

4 - 1.2 Indices of highway, urban and railway transport and telecommunication services - current month compared with last year average

A. Highway and urban transport

<u>05.01</u>	<u>06.01</u>	<u>07.01</u>	<u>08.01</u>	<u>09.01</u>	
Φ 2000	Φ 2000	Φ 2000	Φ 2000	Φ 2000	
<i>GOODS TRANSPORT</i>					
97,6	97,8	99,7	98,3	102,3	<i>Vehicle-kilometers covered</i>
82,2	77,9	80,0	87,1	120,8	<i>Tons of goods transported</i>
67,1	76,7	82,7	85,3	115,7	<i>Metric tons kilometers</i>
<i>PASSENGER TRANSPORT</i>					
103,1	100,8	100,6	102,0	99,9	<i>Vehicle-kilometers covered</i>
107,1	102,0	95,0	93,5	109,2	<i>Passenger transported</i>
83,5	80,2	87,9	86,7	86,4	<i>Passenger-kilometers</i>
<i>URBAN - SUBURBAN TRANSPORT</i>					
106,2	98,3	96,4	96,3	102,9	<i>Vehicle-kilometers covered</i>
104,0	96,0	89,5	87,8	101,6	<i>Passenger transported</i>

**4 - 1.2 Indeksi drumskog, gradskog, željeznickog i poštansko-telefonskog prometa - tekuci mjesec uspoređen sa prosjekom prošle godine (nastavak)**

**B. Željeznicki prijevoz**

	<u>01.01</u>	<u>02.01</u>	<u>03.01</u>	<u>04.01</u>
	Φ 2000	Φ 2000	Φ 2000	Φ 2000
<b>PREVOZ ROBE</b>				
Prevezeno tona robe	99,8	109,9	126,2	110,2
Tonski kilometri	73,0	76,2	147,9	124,6
<b>PREVOZ PUTNIKA</b>				
Prevezeni putnici	88,5	83,2	98,4	89,4
Putnicki kilometri	89,5	86,6	141,2	91,1

**C. Poštansko-telefonski promet**

	<u>01.01</u>	<u>02.01</u>	<u>03.01</u>	<u>04.01</u>
	Φ 2000	Φ 2000	Φ 2000	Φ 2000
Pismonosne pošiljke	61,1	58,3	60,6	67,3
Paketske pošiljke	67,1	67,1	52,2	52,2
Telefonski razgovori - Impulsi	104,6	102,9	104,9	106,0
Mobilni telefonski razgovori	107,7	109,1	132,4	132,4

4 - 1.2 Indices of highway, urban and railway transport and telecommunication services - current month compared with last year average  
(continued)

## B. Railway transport

<u>05.01</u>	<u>06.01</u>	<u>07.01</u>	<u>08.01</u>	<u>09.01</u>	
Φ 2000	Φ 2000	Φ 2000	Φ 2000	Φ 2000	
<i>GOODS TRANSPORT</i>					
109,9	155,1	111,9	112,2	116,1	<i>Tons of goods transported</i>
123,0	155,9	148,8	126,3	129,6	<i>Metric tons kilometers</i>
<i>PASSENGER TRANSPORT</i>					
92,1	59,0	117,1	108,2	91,2	<i>Passenger transported</i>
122,5	79,4	103,9	146,8	95,2	<i>Passenger-kilometers</i>

## C. Postal and telecommunication services

<u>05.01</u>	<u>06.01</u>	<u>07.01</u>	<u>08.01</u>	<u>09.01</u>	
Φ 2000	Φ 2000	Φ 2000	Φ 2000	Φ 2000	
68,2	67,4	78,9	68,9	73,3	<i>Number of letters</i>
67,1	52,2	52,2	52,2	82,0	<i>Number of parcels</i>
104,0	111,9	112,4	111,2	112,3	<i>Telephone calls - impulses</i>
146,5	163,1	165,7	157,0	159,7	<i>Telef.calls by mobitel</i>

#### 4 - 1.3 Indeksi u prijevozu - odgovarajuca mjesečna varijacija

##### A. Drumski i gradski prijevoz

	<u>01.01</u>	<u>02.01</u>	<u>03.01</u>	<u>04.01</u>
	01.00	02.00	03.00	04.00
<b>PREVOZ ROBE</b>				
Predeni kilometri vozila	122,7	80,5	81,2	85,2
Prevezeno tona robe	123,7	72,3	61,9	72,3
Tonski kilometri	148,7	79,1	63,6	70,5
<b>PREVOZ PUTNIKA</b>				
Predeni kilometri vozila	116,9	99,6	97,9	99,2
Prevezeni putnici	115,7	102,7	101,7	102,5
Putnicki kilometri	109,5	78,4	74,0	90,7
<b>GRADSKO - PRIGRADSKI SAOI</b>				
Predeni kilometri vozila	107,1	94,7	101,0	99,1
Prevezeni putnici	99,3	93,7	92,8	93,2



4 - 1.3 Indices in transport - homologous month variation

A. Highway and urban transport

<u>05.01</u>	<u>06.01</u>	<u>07.01</u>	<u>08.01</u>	<u>09.01</u>	
05.00	06.00	07.00	08.00	09.00	
<i>GOODS TRANSPORT</i>					
89,5	88,0	94,8	97,1	97,3	<i>Vehicle-kilometers covered</i>
76,5	81,6	95,0	86,7	121,1	<i>Tons of goods transported</i>
66,4	74,5	84,6	73,9	98,3	<i>Metric tons kilometers</i>
<i>PASSENGER TRANSPORT</i>					
98,9	98,9	98,0	100,0	96,4	<i>Vehicle-kilometers covered</i>
103,4	104,5	107,4	95,3	100,9	<i>Passenger transported</i>
78,3	84,7	96,2	92,3	80,1	<i>Passenger-kilometers</i>
<b>BRACAJ</b>	<i>URBAN - SUBURBAN TRANSPORT</i>				
100,0	98,3	101,1	99,0	99,2	<i>Vehicle-kilometers covered</i>
95,0	92,0	98,9	103,3	99,8	<i>Passenger transported</i>

#### 4 - 1.3 Indeksi u prijevozu - odgovarajuća mjesečna varijacija

(nastavak)

##### B. Željeznički prijevoz

	<u>01.01</u>	<u>02.01</u>	<u>03.01</u>	<u>04.01</u>
	01.00	02.00	03.00	04.00
<b>PREVOZ ROBE</b>				
Prevezeno tona robe	134,8	148,5	147,5	117,0
Tonski kilometri	93,6	114,0	221,4	143,0
<b>PREVOZ PUTNIKA</b>				
Prevezeni putnici	88,4	78,2	82,1	86,2
Putnicki kilometri	125,8	111,8	172,6	87,7

##### C. Poštansko-telefonski promet

	<u>01.01</u>	<u>02.01</u>	<u>03.01</u>	<u>04.01</u>
	01.00	02.00	03.00	04.00
Pismonosne pošiljke	67,7	64,0	62,3	69,1
Paketske pošiljke	75,0	60,0	50,0	53,8
Telefonski razgovori - Impulsi	106,2	103,5	123,7	99,3
Mobilni telefonski razgovori	155,2	132,2	166,7	144,8

## 4 - 1.3 Indices in transport - homologous month variation

(continued)

## B. Railway transport

<u>05.01</u>	<u>06.01</u>	<u>07.01</u>	<u>08.01</u>	<u>09.01</u>	
05.00	06.00	07.00	08.00	09.00	
<i>GOODS TRANSPORT</i>					
107,7	158,0	108,1	109,3	116,3	<i>Tons of goods transported</i>
122,4	154,6	142,2	130,7	128,7	<i>Metric tons kilometers</i>
<i>PASSENGER TRANSPORT</i>					
86,6	55,9	119,1	93,8	94,4	<i>Passenger transported</i>
112,2	66,9	87,6	96,2	103,6	<i>Passenger-kilometers</i>

## C. Postal and telecommunication services

<u>05.01</u>	<u>06.01</u>	<u>07.01</u>	<u>08.01</u>	<u>09.01</u>	
05.00	06.00	07.00	08.00	09.00	
67,6	71,3	88,7	72,8	72,2	<i>Number of letters</i>
81,8	70,0	77,8	58,3	73,3	<i>Number of parcels</i>
109,3	120,0	111,6	109,9	112,1	<i>Telephone calls - impulses</i>
162,4	171,3	179,1	166,3	154,4	<i>Telef.calls by mobitel</i>

#### 4 - 1.4 Indeksi u prijevozu - mjesečni lancani indeksi

##### A. Drumski i gradski prijevoz

	<u>01.01</u> 12.00	<u>02.01</u> 01.01	<u>03.01</u> 02.01	<u>04.01</u> 03.01
	<b>PREVOZ ROBE</b>			
Predeni kilometri vozila	93,8	90,8	115,0	104,2
Prevezeno tona robe	78,2	93,0	101,9	98,2
Tonski kilometri	84,8	80,6	99,5	101,2
	<b>PREVOZ PUTNIKA</b>			
Predeni kilometri vozila	110,1	88,9	107,0	99,0
Prevezeni putnici	83,2	106,5	111,2	96,9
Putnicki kilometri	83,4	92,4	107,5	98,4
	<b>GRADSKO - PRIGRADSKI SAO</b>			
Predeni kilometri vozila	92,8	95,5	112,0	97,7
Prevezeni putnici	88,6	99,9	106,4	104,9

## 4- 1.4 Indices in transport - monthly chain indices

## A. Highway and urban transport

<u>05.01</u>	<u>06.01</u>	<u>07.01</u>	<u>08.01</u>	<u>09.01</u>	
04.01	05.01	06.01	07.01	08.01	
<i>GOODS TRANSPORT</i>					
109,3	100,2	101,9	98,6	104,0	<i>Vehicle-kilometers covered</i>
109,3	94,9	102,7	108,8	138,7	<i>Tons of goods transported</i>
102,3	114,3	107,8	103,1	135,7	<i>Metric tons kilometers</i>
<i>PASSENGER TRANSPORT</i>					
103,7	97,8	99,7	101,4	98,0	<i>Vehicle-kilometers covered</i>
103,5	95,2	93,1	98,5	116,7	<i>Passenger transported</i>
98,9	96,1	109,7	98,5	99,7	<i>Passenger-kilometers</i>
<b>BRACAJ</b>	<i>URBAN - SUBURBAN TRANSPORT</i>				
107,2	92,5	98,1	99,9	106,8	<i>Vehicle-kilometers covered</i>
102,7	92,2	93,3	98,1	115,7	<i>Passenger transported</i>

**4 - 1.4 Indeksi u prijevozu - mjesečni lancani indeksi  
(nastavak)**

**B. Željeznički prijevoz**

	<u>01.01</u>	<u>02.01</u>	<u>03.01</u>	<u>04.01</u>
	12.00	01.01	02.01	03.01
	<b>PREVOZ ROBE</b>			
Prevezeno tona robe	67,6	110,1	114,8	87,3
Tonski kilometri	32,8	104,4	193,9	84,2
	<b>PREVOZ PUTNIKA</b>			
Prevezeni putnici	111,2	93,9	118,3	90,9
Putnički kilometri	98,1	96,8	163,0	64,5

**C. Poštansko-telefonski promet**

	<u>01.01</u>	<u>02.01</u>	<u>03.01</u>	<u>04.01</u>
	12.00	01.01	02.01	03.01
Pismonosne pošiljke	45,2	95,5	104,0	111,0
Paketske pošiljke	50,0	100,0	77,8	100,0
Telefonski razgovori - Impulsi	103,7	98,4	101,9	101,1
Mobilni telefonski razgovori	89,5	101,3	121,4	100,0

4 - 1.4 Indices in transport - monthly chain indices  
(continued)

B. Railway transport

<u>05.01</u>	<u>06.01</u>	<u>07.01</u>	<u>08.01</u>	<u>09.01</u>	
<u>04.01</u>	<u>05.01</u>	<u>06.01</u>	<u>07.01</u>	<u>08.01</u>	
<i>GOODS TRANSPORT</i>					
99,7	141,1	72,2	100,3	103,5	<i>Tons of goods transported</i>
98,8	126,7	95,4	84,9	102,6	<i>Metric tons kilometers</i>
<i>PASSENGER TRANSPORT</i>					
103,0	64,1	198,5	92,4	84,3	<i>Passenger transported</i>
134,4	64,8	130,9	141,3	64,9	<i>Passenger-kilometers</i>

C. Postal and telecommunication services

<u>05.01</u>	<u>06.01</u>	<u>07.01</u>	<u>08.01</u>	<u>09.01</u>	
<u>04.01</u>	<u>05.01</u>	<u>06.01</u>	<u>07.01</u>	<u>08.01</u>	
101,3	98,9	117,0	87,3	106,5	<i>Number of letters</i>
128,6	77,8	100,0	100,0	157,1	<i>Number of parcels</i>
98,1	107,6	100,5	98,9	101,0	<i>Telephone calls - impulses</i>
110,6	111,3	101,6	94,8	101,7	<i>Telef.calls by mobitel</i>

#### 4 - 1.5 Učešća entiteta u drumskom, gradskom, željezničkom i poštansko-telefonskom prometu (%)

##### A. Drumski i gradski prijevoz

	1999		2000	
	Fed.BiH	RS	Fed.BiH	RS
<b>PREVOZ ROBE</b>				
Predeni kilometri vozila	66,1	33,9	67,4	32,6
Prevezeno tona robe	73,5	26,5	77,5	22,5
Tonski kilometri	68,6	31,4	68,3	31,7
<b>PREVOZ PUTNIKA</b>				
Predeni kilometri vozila	63,0	37,0	57,2	42,8
Prevezeni putnici	46,2	53,8	42,2	57,8
Putnicki kilometri	46,9	53,1	38,3	61,7
<b>GRADSKO - PRIGRADSKI SAOBR</b>				
Predeni kilometri vozila	84,6	15,4	84,8	15,2
Prevezeni putnici	96,9	3,1	97,0	3,0



4 - 1.5 Shares of the entities on road, urban, railway transport and telecommunication services (%)

A. Highway and urban transport

01-09.2001		
Fed.BiH	RS	
<i>GOODS TRANSPORT</i>		
77,3	22,7	<i>Vehicle-kilometers covered</i>
82,4	17,6	<i>Tons of goods transported</i>
80,1	19,9	<i>Metric tons kilometers</i>
<i>PASSENGER TRANSPORT</i>		
56,2	43,8	<i>Vehicle-kilometers covered</i>
41,9	58,1	<i>Passenger transported</i>
41,9	58,1	<i>Passenger-kilometers</i>
<i>URBAN - SUBURBAN TRANS.</i>		
84,7	15,3	<i>Vehicle-kilometers covered</i>
97,6	2,4	<i>Passenger transported</i>

**4 - 1.5 Učešća entiteta u drumskom, gradskom, željezničkom i poštansko-telefonskom prometu (%)**  
(nastavak)

**B. Željeznički prijevoz**

	1999		2000	
	Fed.BiH	RS	Fed.BiH	RS
	<b>PREVOZ ROBE</b>			
Prevezeno tona robe	85,4	14,6	77,8	22,2
Tonski kilometri	78,6	21,4	62,7	37,3
	<b>PREVOZ PUTNIKA</b>			
Prevezeni putnici	13,4	86,6	14,7	85,3
Putnicki kilometri	18,5	81,5	19,8	80,2

**C. Poštansko-telefonski promet**

	1999		2000	
	Fed.BiH	RS	Fed.BiH	RS
Pismonosne pošiljke	77,6	22,4	80,9	19,1
Paketske pošiljke	84,2	15,8	88,8	11,2
Telefonski razgovori - Impulsi	50,4	49,6	51,2	48,8
Mobilni telefonski razgovori	100,0	0,0	100,0	0,0

4 - 1.5 Shares of the entities on road, urban, railway transport and telecommunication services (%)  
(continued)

B. Railway transport

01-09.2001		
Fed.BiH	RS	
<i>GOODS TRANSPORT</i>		
80,4	19,6	<i>Tons of goods transported</i>
56,8	43,2	<i>Metric tons kilometers</i>
<i>PASSENGER TRANSPORT</i>		
16,6	83,4	<i>Passenger transported</i>
19,9	80,1	<i>Passenger-kilometers</i>

C. Postal and telecommunication services

01-09.2001		
Fed.BiH	RS	
66,9	33,1	<i>Number of letters</i>
71,2	28,8	<i>Number of parcels</i>
53,3	46,7	<i>Telephone calls - impulses</i>
100,0	0,0	<i>Telef.calls by mobitel</i>

#### 4 - 2.1 Drumski, gradski, željeznički i poštansko-telefonski promet

##### A. Drumski i gradski prijevoz

	1999	2000	01. 2001	02. 2001	03. 2001	04. 2001
<b>PREVOZ ROBE</b>						
Predeni kilometri vozila, u hiljadama	21.895	20.342	1.624	1.465	1.703	1.747
Prevezeno tona robe, u hiljadama	1.347	1.324	98	90	85	86
Tonski kilometri, u hiljadama	244.723	227.765	18.876	14.727	14.242	13.770
<b>PREVOZ PUTNIKA</b>						
Predeni kilometri vozila, u hiljadama	46.120	45.456	4.378	3.537	3.643	3.676
Prevezeni putnici, u hiljadama	16.485	15.812	1.218	1.248	1.349	1.342
Putnicki kilometri, u hiljadama	544.187	502.756	41.036	40.289	41.582	38.539
<b>GRADSKO - PRIGRADSKI SAOBRAĆAJ</b>						
Predeni kilometri vozila, u hilj.	42.593	44.812	3.584	3.411	3.761	3.689
Prevezeni putnici, u hiljadama	207.241	213.486	16.247	16.203	17.222	18.123

4 - 2.1 Highway, urban and railway transport and telecommunication services

A. Highway and urban transport

05. 2001	06. 2001	07. 2001	08. 2001	09. 2001	01-09.2001	
<i>GOODS TRANSPORT</i>						
1.841	1.910	1.926	1.937	1.945	16.098	<i>Vehicle-kilometers covered, in thous.</i>
102	94	93	107	132	887	<i>Tons of goods transported, in thous.</i>
14.732	17.078	18.281	19.481	25.436	156.623	<i>Metric tons kilometers, in thous.</i>
<i>PASSENGER TRANSPORT</i>						
3.741	3.725	3.689	3.743	3.583	33.715	<i>Vehicle-kilometers covered, in thous.</i>
1.376	1.339	1.258	1.258	1.426	11.814	<i>Passenger transported, in thousands</i>
36.647	34.532	39.332	38.234	39.034	349.225	<i>Passenger-kilometers, in thousands</i>
<i>URBAN - SUBURBAN TRANSPORT</i>						
3.990	3.644	3.601	3.595	3.808	33.083	<i>Vehicle-kilometers covered, in thous.</i>
18.612	17.197	16.081	15.755	18.211	153.651	<i>Passenger transported, in thousands</i>

#### 4 - 2.1 Drumski, gradski, željeznicki i poštansko-telefonski promet (nastavak)

##### B. Željeznicki prijevoz

	1999	2000	01. 2001	02. 2001	03. 2001	04. 2001
<b>PREVOZ ROBE</b>						
Prevezeno tona robe, u hiljadama	2.774	3.328	305	346	366	315
Tonski kilometri, u milionima	115	140	8	9	18	14
<b>PREVOZ PUTNIKA</b>						
Prevezeni putnici, u hiljadama	201	197	15	13	14	15
Putnicki kilometri, u milionima	9	9	1	0	1	1

##### C. Poštansko-telefonski promet

	1999	2000	01. 2001	02. 2001	03. 2001	04. 2001
Pismonosne pošiljke, u hiljadama	42.556	47.127	2.031	1.706	1.788	2.217
Paketske pošiljke, u hiljadama	133	143	8	4	5	5
Telefonski razgovori, u mil. Impulsa	3.817	4.301	379	363	408	392
Mobilni telefon. razgovori, u hilj.min.	56.444	77.406	6.944	7.037	8.540	8.540

4 - 2.1 Highway, urban and railway transport and telecommunication services  
(continued)

B. Railway transport

05. 2001	06. 2001	07. 2001	08. 2001	09. 2001	01-09.2001	
<i>GOODS TRANSPORT</i>						
304	459	313	294	312	3.014	<i>Tons of goods transported, in thous.</i>
12	17	17	11	12	117	<i>Metric tons kilometers, in thous.</i>
<i>PASSENGER TRANSPORT</i>						
16	17	24	23	17	154	<i>Passenger transported, in thousands</i>
1	1	1	2	1	7	<i>Passenger-kilometers, in thousands</i>

C. Postal and telecommunication services

05. 2001	06. 2001	07. 2001	08. 2001	09. 2001	01-09.2001	
2.237	2.227	2.749	2.151	2.508	19.614	<i>Number of letters, in thousands</i>
6	5	5	5	9	52	<i>Number of parcels, in thousands</i>
407	416	428	409	418	3.620	<i>Telephone calls, in milion impulses</i>
9.448	10.519	10.686	10.125	10.301	82.140	<i>Telef.calls by mobitel, in 000 minutes</i>

**4 - 2.2 Indeksi drumskog, gradskog, željeznickog i poštansko-telefonskog prometa - tekuci mjesec uspoređen sa prosjekom prošle godine**

**A. Drumski i gradski prijevoz**

	<u>01.01</u>	<u>02.01</u>	<u>03.01</u>	<u>04.01</u>	<u>05.01</u>
	Φ 2000	Φ 2000	Φ 2000	Φ 2000	Φ 2000
<b>PREVOZ ROBE</b>					
Predeni kilometri vozila	95,8	86,4	100,5	103,1	108,6
Prevezeno tona robe	88,8	81,6	77,0	77,9	92,4
Tonski kilometri	99,4	77,6	75,0	72,5	77,6
<b>PREVOZ PUTNIKA</b>					
Predeni kilometri vozila	115,6	93,4	96,2	97,0	98,8
Prevezeni putnici	92,4	94,7	102,4	101,8	104,4
Putnicki kilometri	97,9	96,2	99,2	92,0	87,5
<b>GRADSKO - PRIGRADSKI SAOBRAĆAJ</b>					
Predeni kilometri vozila	96,0	91,3	100,7	98,8	106,8
Prevezeni putnici	91,3	91,1	96,8	101,9	104,6



4 - 2.2 Indices of highway, urban and railway transport and telecommunication services - current month compared with last year average

A. Highway and urban transport

<u>06.01</u>	<u>07.01</u>	<u>08.01</u>	<u>09.01</u>	
Φ 2000	Φ 2000	Φ 2000	Φ 2000	
<i>GOODS TRANSPORT</i>				
112,7	113,6	114,3	114,7	<i>Vehicle-kilometers covered</i>
85,2	84,3	97,0	119,6	<i>Tons of goods transported</i>
90,0	96,3	102,6	134,0	<i>Metric tons kilometers</i>
<i>PASSENGER TRANSPORT</i>				
98,3	97,4	98,8	94,6	<i>Vehicle-kilometers covered</i>
101,6	95,5	95,5	108,2	<i>Passenger transported</i>
82,4	93,9	91,3	93,2	<i>Passenger-kilometers</i>
<i>URBAN - SUBURBAN TRANSPORT</i>				
97,6	96,4	96,3	102,0	<i>Vehicle-kilometers covered</i>
96,7	90,4	88,6	102,4	<i>Passenger transported</i>

**4 - 2.2 Indeksi drumskog, gradskog, željeznickog i poštansko-telefonskog prometa - tekuci mjesec uspoređen sa prosjekom prošle godine (nastavak)**

**B. Željeznicki prijevoz**

	<u>01.01</u>	<u>02.01</u>	<u>03.01</u>	<u>04.01</u>	<u>05.01</u>
	Φ 2000	Φ 2000	Φ 2000	Φ 2000	Φ 2000
	<b>PREVOZ ROBE</b>				
Prevezeno tona robe	110,0	124,8	132,0	113,6	109,6
Tonski kilometri	65,1	78,8	150,3	121,6	102,1
	<b>PREVOZ PUTNIKA</b>				
Prevezeni putnici	91,4	79,2	85,3	91,4	97,5
Putnicki kilometri	64,8	50,5	68,1	73,1	102,4

**C. Poštansko-telefonski promet**

	<u>01.01</u>	<u>02.01</u>	<u>03.01</u>	<u>04.01</u>	<u>05.01</u>
	Φ 2000	Φ 2000	Φ 2000	Φ 2000	Φ 2000
Pismonosne pošiljke	51,7	43,4	45,5	56,5	57,0
Paketske pošiljke	67,1	33,6	42,0	42,0	50,3
Telefonski razgovori - Impulsi	105,7	101,3	113,8	109,4	113,6
Mobilni telefonski razgovori	107,7	109,1	132,4	132,4	146,5

4 - 2.2 Indices of highway, urban and railway transport and telecommunication services - current month compared with last year average

(continued)

B. Railway transport

<u>06.01</u>	<u>07.01</u>	<u>08.01</u>	<u>09.01</u>	
Φ 2000	Φ 2000	Φ 2000	Φ 2000	
<i>GOODS TRANSPORT</i>				
165,5	112,9	106,0	112,5	<i>Tons of goods transported</i>
145,9	143,2	90,2	104,0	<i>Metric tons kilometers</i>
<i>PASSENGER TRANSPORT</i>				
103,6	146,2	140,1	103,6	<i>Passenger transported</i>
142,7	137,6	225,1	93,7	<i>Passenger-kilometers</i>

C. Postal and telecommunication services

<u>06.01</u>	<u>07.01</u>	<u>08.01</u>	<u>09.01</u>	
Φ 2000	Φ 2000	Φ 2000	Φ 2000	
56,7	70,0	54,8	63,9	<i>Number of letters</i>
42,0	42,0	42,0	75,5	<i>Number of parcels</i>
116,1	119,4	114,1	116,6	<i>Telephone calls - impulses</i>
163,1	165,7	157,0	159,7	<i>Telef.calls by mobitel</i>

#### 4 - 2.3 Indeksi u prijevozu - odgovarajuca mjesečna varijacija

##### A. Drumski i gradski prijevoz

	<u>01.01</u>	<u>02.01</u>	<u>03.01</u>	<u>04.01</u>	<u>05.01</u>
	01.00	02.00	03.00	04.00	05.00
<b>PREVOZ ROBE</b>					
Predeni kilometri vozila	127,5	94,8	97,1	102,0	104,7
Prevezeno tona robe	130,7	73,2	60,7	74,8	87,9
Tonski kilometri	159,7	88,2	71,4	80,7	82,4
<b>PREVOZ PUTNIKA</b>					
Predeni kilometri vozila	117,3	96,5	94,8	98,0	97,0
Prevezeni putnici	100,6	97,8	100,7	103,9	103,9
Putnicki kilometri	100,6	92,7	96,7	95,5	75,4
<b>GRADSKO - PRIGRADSKI SAOBRAC</b>					
Predeni kilometri vozila	109,3	98,1	99,9	97,5	100,5
Prevezeni putnici	99,6	94,8	93,2	93,5	95,4

4 - 2.3 Indices in transport - homologous month variation

A. Highway and urban transport

<u>06.01</u>	<u>07.01</u>	<u>08.01</u>	<u>09.01</u>	
06.00	07.00	08.00	09.00	
<i>GOODS TRANSPORT</i>				
109,2	108,9	114,0	107,7	<i>Vehicle-kilometers covered</i>
93,1	101,1	103,9	128,2	<i>Tons of goods transported</i>
93,9	97,6	90,5	115,2	<i>Metric tons kilometers</i>
<i>PASSENGER TRANSPORT</i>				
97,2	95,1	95,5	91,3	<i>Vehicle-kilometers covered</i>
103,5	103,9	95,1	98,8	<i>Passenger transported</i>
86,9	101,2	94,3	93,5	<i>Passenger-kilometers</i>
<b>AJ</b>	<i>URBAN - SUBURBAN TRANSPORT</i>			
96,7	100,1	97,5	98,5	<i>Vehicle-kilometers covered</i>
92,4	99,8	104,3	100,7	<i>Passenger transported</i>

#### 4 - 2.3 Indeksi u prijevozu - odgovarajuća mjesečna varijacija (nastavak)

##### B. Željeznički prijevoz

	<u>01.01</u>	<u>02.01</u>	<u>03.01</u>	<u>04.01</u>	<u>05.01</u>
	01.00	02.00	03.00	04.00	05.00
<b>PREVOZ ROBE</b>					
Prevezeno tona robe	138,0	164,8	153,8	118,4	109,4
Tonski kilometri	84,2	122,5	207,3	120,7	96,2
<b>PREVOZ PUTNIKA</b>					
Prevezeni putnici	125,0	118,2	100,0	125,0	94,1
Putnički kilometri	112,3	104,5	103,5	95,8	120,3

##### C. Poštansko-telefonski promet

	<u>01.01</u>	<u>02.01</u>	<u>03.01</u>	<u>04.01</u>	<u>05.01</u>
	01.00	02.00	03.00	04.00	05.00
Pismonosne pošiljke	55,7	48,7	46,9	60,2	55,8
Paketske pošiljke	72,7	30,8	41,7	45,5	60,0
Telefonski razgovori - Impulsi	113,5	104,9	155,7	97,5	121,5
Mobilni telefonski razgovori	155,2	132,2	166,7	144,8	162,4

4 - 2.3 Indices in transport - homologous month variation  
(continued)

B. Railway transport

<u>06.01</u>	<u>07.01</u>	<u>08.01</u>	<u>09.01</u>	
06.00	07.00	08.00	09.00	
<i>GOODS TRANSPORT</i>				
170,0	105,0	100,0	109,1	<i>Tons of goods transported</i>
135,6	133,8	105,2	88,2	<i>Metric tons kilometers</i>
<i>PASSENGER TRANSPORT</i>				
113,3	109,1	95,8	100,0	<i>Passenger transported</i>
145,6	65,1	88,5	121,3	<i>Passenger-kilometers</i>

C. Postal and telecommunication services

<u>06.01</u>	<u>07.01</u>	<u>08.01</u>	<u>09.01</u>	
06.00	07.00	08.00	09.00	
59,6	77,8	58,2	62,1	<i>Number of letters</i>
55,6	62,5	45,5	69,2	<i>Number of parcels</i>
129,6	117,9	115,2	118,1	<i>Telephone calls - impulses</i>
171,3	179,1	166,3	154,4	<i>Telef.calls by mobitel</i>

#### 4 - 2.4 Indeksi u prijevozu - mjesečni lancani indeksi

##### A. Drumski i gradski prijevoz

	<u>01.01</u>	<u>02.01</u>	<u>03.01</u>	<u>04.01</u>	<u>05.01</u>
	12.00	01.01	02.01	03.01	04.01
<b>PREVOZ ROBE</b>					
Predeni kilometri vozila	104,2	90,2	116,2	102,6	105,4
Prevezeno tona robe	81,0	91,8	94,4	101,2	118,6
Tonski kilometri	97,2	78,0	96,7	96,7	107,0
<b>PREVOZ PUTNIKA</b>					
Predeni kilometri vozila	128,2	80,8	103,0	100,9	101,8
Prevezeni putnici	89,8	102,5	108,1	99,5	102,5
Putnicki kilometri	101,9	98,2	103,2	92,7	95,1
<b>GRADSKO - PRIGRADSKI SAOBRAĆAJ</b>					
Predeni kilometri vozila	94,5	95,2	110,3	98,1	108,2
Prevezeni putnici	88,7	99,7	106,3	105,2	102,7



## 4 - 2.4 Indices in transport - monthly chain indices

## A. Highway and urban transport

<u>06.01</u>	<u>07.01</u>	<u>08.01</u>	<u>09.01</u>	
05.01	06.01	07.01	08.01	
<i>GOODS TRANSPORT</i>				
103,7	100,8	100,6	100,4	<i>Vehicle-kilometers covered</i>
92,2	98,9	115,1	123,4	<i>Tons of goods transported</i>
115,9	107,0	106,6	130,6	<i>Metric tons kilometers</i>
<i>PASSENGER TRANSPORT</i>				
99,6	99,0	101,5	95,7	<i>Vehicle-kilometers covered</i>
97,3	94,0	100,0	113,4	<i>Passenger transported</i>
94,2	113,9	97,2	102,1	<i>Passenger-kilometers</i>
<i>URBAN - SUBURBAN TRANSPORT</i>				
91,3	98,8	99,8	105,9	<i>Vehicle-kilometers covered</i>
92,4	93,5	98,0	115,6	<i>Passenger transported</i>

**4 - 2.4 Indeksi u prijevozu - mjesečni lancani indeksi  
(nastavak)**

**B. Željeznički prijevoz**

	<u>01.01</u>	<u>02.01</u>	<u>03.01</u>	<u>04.01</u>	<u>05.01</u>
	12.00	01.01	02.01	03.01	04.01
	<b>PREVOZ ROBE</b>				
Prevezeno tona robe	92,4	113,4	105,8	86,1	96,5
Tonski kilometri	37,1	121,1	190,6	81,0	83,9
	<b>PREVOZ PUTNIKA</b>				
Prevezeni putnici	78,9	86,7	107,7	107,1	106,7
Putnički kilometri	88,1	77,9	134,9	107,4	140,0

**C. Poštansko-telefonski promet**

	<u>01.01</u>	<u>02.01</u>	<u>03.01</u>	<u>04.01</u>	<u>05.01</u>
	12.00	01.01	02.01	03.01	04.01
Pismonosne pošiljke	38,5	84,0	104,8	124,0	100,9
Paketske pošiljke	50,0	50,0	125,0	100,0	120,0
Telefonski razgovori - Impulsi	101,6	95,8	112,4	96,1	103,8
Mobilni telefonski razgovori	89,5	101,3	121,4	100,0	110,6

4 - 2.4 Indices in transport - monthly chain indices  
(continued)

*B. Railway transport*

<u>06.01</u>	<u>07.01</u>	<u>08.01</u>	<u>09.01</u>	
<u>05.01</u>	<u>06.01</u>	<u>07.01</u>	<u>08.01</u>	
<i>GOODS TRANSPORT</i>				
151,0	68,2	93,9	106,1	<i>Tons of goods transported</i>
143,0	98,1	63,0	115,3	<i>Metric tons kilometers</i>
<i>PASSENGER TRANSPORT</i>				
106,3	141,2	95,8	73,9	<i>Passenger transported</i>
139,4	96,5	163,5	41,6	<i>Passenger-kilometers</i>

*C. Postal and telecommunication services*

<u>06.01</u>	<u>07.01</u>	<u>08.01</u>	<u>09.01</u>	
<u>05.01</u>	<u>06.01</u>	<u>07.01</u>	<u>08.01</u>	
99,6	123,4	78,2	116,6	<i>Number of letters</i>
83,3	100,0	100,0	180,0	<i>Number of parcels</i>
102,2	102,9	95,6	102,2	<i>Telephone calls - impulses</i>
111,3	101,6	94,8	101,7	<i>Telef.calls by mobitel</i>

#### 4 - 3.1 Drumski, gradski, željeznicki i poštansko-telefonski promet

##### A. Drumski i gradski prijevoz

	1999	2000	01. 2001	02. 2001	03. 2001	04. 2001
<b>PREVOZ ROBE</b>						
Pređeni kilometri vozila, u hiljadama	11.241	9.856	443	412	455	501
Prevezeno tona robe, u hiljadama	486	385	17	17	24	21
Tonski kilometri, u hiljadama	111.788	105.572	3.580	3.376	3.774	4.458
<b>PREVOZ PUTNIKA</b>						
Pređeni kilometri vozila, u hiljadama	27.144	33.961	2.610	2.678	3.004	2.905
Prevezeni putnici, u hiljadama	19.207	21.683	1.601	1.753	1.987	1.889
Putnicki kilometri, u hiljadama	615.954	811.013	53.548	47.100	52.346	53.846
<b>GRADSKO - PRIGRADSKI SAOBRAĆAJ</b>						
Pređeni kilometri vozila, u hilj.	7.773	8.058	597	580	708	676
Prevezeni putnici, u hiljadama	6.561	6.621	428	447	499	459

## 4 - 3.1 Highway, urban and railway transport and telecommunication services

## A. Highway and urban transport

05. 2001	06. 2001	07. 2001	08. 2001	09. 2001	01-09.2001	
<i>GOODS TRANSPORT</i>						
615	552	583	537	629	4.727	<i>Vehicle-kilometers covered, in thous.</i>
15	17	21	17	40	189	<i>Tons of goods transported, in thous.</i>
3.912	4.225	4.693	4.216	6.711	38.945	<i>Metric tons kilometers, in thous.</i>
<i>PASSENGER TRANSPORT</i>						
3.085	2.949	2.967	3.006	3.030	26.234	<i>Vehicle-kilometers covered, in thous.</i>
1.969	1.847	1.709	1.665	1.986	16.406	<i>Passenger transported, in thousands</i>
54.738	53.255	56.953	56.650	55.593	484.029	<i>Passenger-kilometers, in thousands</i>
<i>URBAN - SUBURBAN TRANSPORT</i>						
691	686	647	648	724	5.957	<i>Vehicle-kilometers covered, in thous.</i>
469	404	339	350	416	3.811	<i>Passenger transported, in thousands</i>

#### 4 - 3.1 Drumski, gradski, željeznicki i poštansko-telefonski promet (nastavak)

##### B. Željeznicki prijevoz

	1999	2000	01. 2001	02. 2001	03. 2001	04. 2001
<b>PREVOZ ROBE</b>						
Prevezeno tona robe, u hiljadama	473	951	51	46	84	78
Tonski kilometri, u milionima	31	83	6	5	10	9
<b>PREVOZ PUTNIKA</b>						
Prevezeni putnici, u hiljadama	1.299	1.145	84	80	96	85
Putnicki kilometri, u milionima	41	38	3	3	5	3

##### C. Poštansko-telefonski promet

	1999	2000	01. 2001	02. 2001	03. 2001	04. 2001
Pismonosne pošiljke, u hiljadama	12.294	11.107	933	1.124	1.154	1.048
Paketske pošiljke, u hiljadama	25	18	1	5	2	2
Telefonski razgovori, u mil. Impulsa	3.750	4.097	353	357	326	350
Mobilni telefon. razgovori, u hilj.min.	...	...	...	...	...	...

4 - 3.1 Highway, urban and railway transport and telecommunication services  
(continued)

*B. Railway transport*

05. 2001	06. 2001	07. 2001	08. 2001	09. 2001	01-09.2001	
<i>GOODS TRANSPORT</i>						
88	94	86	106	102	735	<i>Tons of goods transported, in thous.</i>
11	12	11	13	12	89	<i>Metric tons kilometers, in millions</i>
<i>PASSENGER TRANSPORT</i>						
87	49	107	98	85	771	<i>Passenger transported, in thousands</i>
4	2	3	4	3	30	<i>Passenger-kilometers, in millions</i>

*C. Postal and telecommunication services*

05. 2001	06. 2001	07. 2001	08. 2001	09. 2001	01-09.2001	
1.071	1.046	1.080	1.192	1.051	9.699	<i>Number of letters, in thousands</i>
3	2	2	2	2	21	<i>Number of parcels, in thousands</i>
321	367	359	369	368	3.169	<i>Telephone calls, in milion impulses</i>
...	...				0	<i>Telef.calls by mobitel, in 000 minutes</i>

**4 - 3.2 Indeksi drumskog, gradskog, željeznickog i poštansko-telefonskog prometa - tekuci mjesec uspoređen sa prosjekom prošle godine**

**A. Drumski i gradski prijevoz**

	<u>01.01</u>	<u>02.01</u>	<u>03.01</u>	<u>04.01</u>	<u>05.01</u>
	Φ 2000	Φ 2000	Φ 2000	Φ 2000	Φ 2000
<b>PREVOZ ROBE</b>					
Predeni kilometri vozila	53,9	50,2	55,4	61,0	74,9
Prevezeno tona robe	53,0	53,0	74,8	65,5	46,8
Tonski kilometri	40,7	38,4	42,9	50,7	44,5
<b>PREVOZ PUTNIKA</b>					
Predeni kilometri vozila	92,2	94,6	106,1	102,6	109,0
Prevezeni putnici	88,6	97,0	110,0	104,5	109,0
Putnicki kilometri	79,2	69,7	77,5	79,7	81,0
<b>GRADSKO - PRIGRADSKI SAOBRAĆAJ</b>					
Predeni kilometri vozila	88,9	86,4	105,4	100,7	102,9
Prevezeni putnici	77,6	81,0	90,4	83,2	85,0



4 - 3.2 Indices of highway, urban and railway transport and telecommunication services - current month compared with last year average

A. Highway and urban transport

<u>06.01</u> Φ 2000	<u>07.01</u> Φ 2000	<u>08.01</u> Φ 2000	<u>09.01</u> Φ 2000	
<i>GOODS TRANSPORT</i>				
67,2	71,0	65,4	76,6	<i>Vehicle-kilometers covered</i>
53,0	65,5	53,0	124,7	<i>Tons of goods transported</i>
48,0	53,3	47,9	76,3	<i>Metric tons kilometers</i>
<i>PASSENGER TRANSPORT</i>				
104,2	104,8	106,2	107,1	<i>Vehicle-kilometers covered</i>
102,2	94,6	92,1	109,9	<i>Passenger transported</i>
78,8	84,3	83,8	82,3	<i>Passenger-kilometers</i>
<i>URBAN - SUBURBAN TRANSPORT</i>				
102,2	96,4	96,5	107,8	<i>Vehicle-kilometers covered</i>
73,2	61,4	63,4	75,4	<i>Passenger transported</i>

**4 - 3.2 Indeksi drumskog, gradskog, željeznickog i poštansko-telefonskog prometa - tekuci mjesec uspoređen sa prosjekom prošle godine (nastavak)**

**B. Željeznicki prijevoz**

	<u>01.01</u>	<u>02.01</u>	<u>03.01</u>	<u>04.01</u>	<u>05.01</u>
	Φ 2000	Φ 2000	Φ 2000	Φ 2000	Φ 2000
<b>PREVOZ ROBE</b>					
Prevezeno tona robe	64,4	58,0	106,0	98,4	111,0
Tonski kilometri	86,3	71,9	143,8	129,4	158,2
<b>PREVOZ PUTNIKA</b>					
Prevezeni putnici	88,0	83,8	100,6	89,1	91,2
Putnicki kilometri	95,6	95,6	159,3	95,6	127,4

**C. Poštansko-telefonski promet**

	<u>01.01</u>	<u>02.01</u>	<u>03.01</u>	<u>04.01</u>	<u>05.01</u>
	Φ 2000	Φ 2000	Φ 2000	Φ 2000	Φ 2000
Pismonosne pošiljke	100,8	121,4	124,7	113,2	115,7
Paketske pošiljke	66,7	333,3	133,3	133,3	200,0
Telefonski razgovori - Impulsi	103,4	104,6	95,5	102,5	93,9
Mobilni telefonski razgovori	...	...	...	...	...

4 - 3.2 Indices of highway, urban and railway transport and telecommunication services - current month compared with last year average  
(continued)

*B. Railway transport*

<u>06.01</u>	<u>07.01</u>	<u>08.01</u>	<u>09.01</u>	
Φ 2000	Φ 2000	Φ 2000	Φ 2000	
<i>GOODS TRANSPORT</i>				
118,6	108,5	133,8	128,7	<i>Tons of goods transported</i>
172,6	158,2	187,0	172,6	<i>Metric tons kilometers</i>
<i>PASSENGER TRANSPORT</i>				
51,4	112,1	102,7	89,1	<i>Passenger transported</i>
63,7	95,6	127,4	95,6	<i>Passenger-kilometers</i>

*C. Postal and telecommunication services*

<u>06.01</u>	<u>07.01</u>	<u>08.01</u>	<u>09.01</u>	
Φ 2000	Φ 2000	Φ 2000	Φ 2000	
113,0	116,7	128,8	113,6	<i>Number of letters</i>
133,3	133,3	133,3	133,3	<i>Number of parcels</i>
107,5	105,0	108,0	107,7	<i>Telephone calls - impulses</i>
...	...	...	...	<i>Telef.calls by mobitel</i>

#### 4 - 3.3 Indeksi u prijevozu - odgovarajuca mjesečna varijacija

##### A. Drumski i gradski prijevoz

	<u>01.01</u>	<u>02.01</u>	<u>03.01</u>	<u>04.01</u>	<u>05.01</u>
	01.00	02.00	03.00	04.00	05.00
<b>PREVOZ ROBE</b>					
Predeni kilometri vozila	108,0	52,5	50,3	54,0	62,4
Prevezeno tona robe	94,4	68,0	66,7	63,6	40,5
Tonski kilometri	108,9	54,5	45,0	50,8	38,3
<b>PREVOZ PUTNIKA</b>					
Predeni kilometri vozila	116,4	103,9	102,0	100,7	101,1
Prevezeni putnici	130,6	106,6	102,4	101,6	103,1
Putnicki kilometri	117,4	69,2	62,3	87,5	80,4
<b>GRADSKO - PRIGRADSKI SAOBRAC</b>					
Predeni kilometri vozila	95,5	78,4	106,9	108,9	97,7
Prevezeni putnici	89,2	66,1	82,2	82,9	79,5

4 - 3.3 Indices in transport homologous month variation

A. Highway and urban transport

<u>06.01</u>	<u>07.01</u>	<u>08.01</u>	<u>09.01</u>	
06.00	07.00	08.00	09.00	
<i>GOODS TRANSPORT</i>				
52,6	66,3	63,2	74,9	Vehicle-kilometers covered
48,6	75,0	42,5	102,6	Tons of goods transported
40,6	55,7	40,1	63,3	Metric tons kilometers
<i>PASSENGER TRANSPORT</i>				
101,2	101,9	106,4	103,3	Vehicle-kilometers covered
105,3	110,2	95,5	102,5	Passenger transported
83,3	93,1	91,0	72,7	Passenger-kilometers
<b>'AJ</b> <i>URBAN - SUBURBAN TRANSPORT</i>				
108,2	106,9	108,2	103,1	Vehicle-kilometers covered
78,6	68,1	72,6	72,0	Passenger transported

#### 4 - 3.3 Indeksi u prijevozu - odgovarajuća mjesečna varijacija (nastavak)

##### B. Željeznički prijevoz

	<u>01.01</u>	<u>02.01</u>	<u>03.01</u>	<u>04.01</u>	<u>05.01</u>
	01.00	02.00	03.00	04.00	05.00
<b>PREVOZ ROBE</b>					
Prevezeno tona robe	118,6	85,2	125,4	111,4	102,3
Tonski kilometri	109,1	101,1	251,4	201,7	173,4
<b>PREVOZ PUTNIKA</b>					
Prevezeni putnici	84,0	74,1	80,0	81,7	85,3
Putnicki kilometri	128,4	112,8	185,7	86,3	110,7

##### C. Poštansko-telefonski promet

	<u>01.01</u>	<u>02.01</u>	<u>03.01</u>	<u>04.01</u>	<u>05.01</u>
	01.00	02.00	03.00	04.00	05.00
Pismonosne pošiljke	127,6	122,0	126,8	100,9	120,7
Paketske pošiljke	100,0	250,0	100,0	100,0	300,0
Telefonski razgovori - Impulsi	99,4	102,1	98,3	101,4	96,9
Mobilni telefonski razgovori	...	...	...	...	...

4 - 3.3 Indices in transport homologous month variation  
(continued)

B. Railway transport

<u>06.01</u>	<u>07.01</u>	<u>08.01</u>	<u>09.01</u>	
06.00	07.00	08.00	09.00	
<i>GOODS TRANSPORT</i>				
117,5	121,1	147,2	145,7	Tons of goods transported
193,2	157,1	162,5	240,0	Metric tons kilometers
<i>PASSENGER TRANSPORT</i>				
47,6	121,6	93,3	93,4	Passenger transported
51,5	100,0	100,0	100,0	Passenger-kilometers

C. Postal and telecommunication services

<u>06.01</u>	<u>07.01</u>	<u>08.01</u>	<u>09.01</u>	
06.00	07.00	08.00	09.00	
121,8	137,4	133,2	118,1	Number of letters
200,0	200,0	200,0	100,0	Number of parcels
110,6	104,9	104,6	106,0	Telephone calls - impulses
...	...	...	...	Telef.calls by mobitel

#### 4 - 3.4 Indeksi u prijevozu - mjesečni lancani indeksi

##### A. Drumski i gradski prijevoz

	<u>01.01</u>	<u>02.01</u>	<u>03.01</u>	<u>04.01</u>	<u>05.01</u>
	12.00	01.01	02.01	03.01	04.01
<b>PREVOZ ROBE</b>					
Predeni kilometri vozila	68,8	93,0	110,4	110,1	122,8
Prevezeno tona robe	65,4	100,0	141,2	87,5	71,4
Tonski kilometri	50,8	94,3	111,8	118,1	87,8
<b>PREVOZ PUTNIKA</b>					
Predeni kilometri vozila	89,1	102,6	112,2	96,7	106,2
Prevezeni putnici	78,8	109,5	113,3	95,1	104,2
Putnicki kilometri	73,2	88,0	111,1	102,9	101,7
<b>GRADSKO - PRIGRADSKI SAOBRAĆAJ</b>					
Predeni kilometri vozila	83,7	97,2	122,1	95,5	102,2
Prevezeni putnici	85,3	104,4	111,6	92,0	102,2



## 4 - 3.4 Indices in transport - monthly chain indices

## A. Highway and urban transport

<u>06.01</u>	<u>07.01</u>	<u>08.01</u>	<u>09.01</u>	
<u>05.01</u>	<u>06.01</u>	<u>07.01</u>	<u>08.01</u>	
<i>GOODS TRANSPORT</i>				
89,8	105,6	92,1	117,1	<i>Vehicle-kilometers covered</i>
113,3	123,5	81,0	235,3	<i>Tons of goods transported</i>
108,0	111,1	89,8	159,2	<i>Metric tons kilometers</i>
<i>PASSENGER TRANSPORT</i>				
95,6	100,6	101,3	100,8	<i>Vehicle-kilometers covered</i>
93,8	92,5	97,4	119,3	<i>Passenger transported</i>
97,3	106,9	99,5	98,1	<i>Passenger-kilometers</i>
<b>CAJ</b>	<i>URBAN - SUBURBAN TRANSPORT</i>			
99,3	94,3	100,2	111,7	<i>Vehicle-kilometers covered</i>
86,1	83,9	103,2	118,9	<i>Passenger transported</i>

**4 - 3.4 Indeksi u prijevozu - mjesečni lancani indeksi  
(nastavak)**

**B. Željeznički prijevoz**

	<u>01.01</u> 12.00	<u>02.01</u> 01.01	<u>03.01</u> 02.01	<u>04.01</u> 03.01	<u>05.01</u> 04.01
	<b>PREVOZ ROBE</b>				
Prevezeno tona robe	25,9	90,2	182,6	92,9	112,8
Tonski kilometri	28,6	83,3	200,0	90,0	122,2
	<b>PREVOZ PUTNIKA</b>				
Prevezeni putnici	120,0	95,2	120,0	88,5	102,4
Putnički kilometri	100,0	100,0	166,7	60,0	133,3

**C. Poštansko-telefonski promet**

	<u>01.01</u> 12.00	<u>02.01</u> 01.01	<u>03.01</u> 02.01	<u>04.01</u> 03.01	<u>05.01</u> 04.01
Pismonosne pošiljke	72,4	120,5	102,7	90,8	102,2
Paketske pošiljke	50,0	500,0	40,0	100,0	150,0
Telefonski razgovori - Impulsi	106,0	101,1	91,3	107,4	91,6
Mobilni telefonski razgovori	...	...	...	...	...

4 - 3.4 Indices in transport - monthly chain indices  
(continued)

B. Railway transport

<u>06.01</u>	<u>07.01</u>	<u>08.01</u>	<u>09.01</u>	
05.01	06.01	07.01	08.01	
<i>GOODS TRANSPORT</i>				
106,8	91,5	123,3	96,2	<i>Tons of goods transported</i>
109,1	91,7	118,2	92,3	<i>Metric tons kilometers</i>
<i>PASSENGER TRANSPORT</i>				
56,3	218,4	91,6	86,7	<i>Passenger transported</i>
50,0	150,0	133,3	75,0	<i>Passenger-kilometers</i>

C. Postal and telecommunication services

<u>06.01</u>	<u>07.01</u>	<u>08.01</u>	<u>09.01</u>	
05.01	06.01	07.01	08.01	
97,7	103,3	110,4	88,2	<i>Number of letters</i>
66,7	100,0	100,0	100,0	<i>Number of parcels</i>
114,4	97,8	102,8	99,7	<i>Telephone calls - impulses</i>
...	...	...	...	<i>Telef.calls by mobitel</i>



***5. TURIZAM I UGOSTITELJSTVO***  
***TOURISM , HOTELS AND***  
***RESTAURANTS***

## **TURIZAM**

### ***Metodološka objašnjenja***

Podaci o turističkom prometu (dolasci i nocenja) su rezultat statističkih istraživanja koja se provode u entitetskim zavodima za statistiku, a dobiveni su temeljem mjesečnih izvješća koja dostavljaju poslovni subjekti koji se bave pružanjem smještajnih usluga turistima. Izvješća se sastavljaju temeljem evidencija u knjigama gostiju.

Podacima je obuhvaćen broj dolazaka i nocenja, a ne broj turista.

***Turistom*** se smatra svaka osoba koja putuje u neko mjesto izvan svog prebivališta i provede najmanje jednu noc u ugostiteljskom ili nekom drugom objektu za smještaj gostiju, a motiv boravka u ugostiteljskom objektu može biti: odmor, poslovi (kongresi, sajmovi i izložbe, misije međunarodnih organizacija i sl.), zdravlje, ucestvovanje u sportskim aktivnostima i sl.

***Domacim turistom*** se smatra svaka osoba s prebivalištem u Bosni i Hercegovini koja u nekom mjestu u Bosni i Hercegovini, izvan mjesta svog prebivališta, provede najmanje jednu noc u ugostiteljskom ili drugom objektu za smještaj gostiju.

***Strani turist*** je svaka osoba s prebivalištem izvan Bosne i Hercegovine koja privremeno boravi u Bosni i Hercegovini i koja provede najmanje jednu noc u ugostiteljskom ili drugom objektu za smještaj gostiju.

## **UGOSTITELJSTVO**

### ***Metodološka objašnjenja***

Podaci o prometu u ugostiteljstvu prikupljeni su redovitim tromjesečnim izvješćima koja popunjavaju poduzeca u Federaciji BiH i Republici Srpskoj, a koja obavljaju ugostiteljsku djelatnost.

***Ugostiteljska djelatnost*** je djelatnost pripremanja hrane i pružanja usluga prehrane, pripremanja i usluživanja pica i napitaka i pružanja smještajnih usluga.

***Promet*** u ugostiteljstvu obuhvata vrijednost izvršenih ugostiteljskih usluga-posluživanja hranom, picima, smještaja i ostalih usluga koje se uobicajeno pružaju uz temeljne ugostiteljske usluge.

## **TOURISM**

### *Notes on Methodology*

**Data** on tourist turnover (number of guests and overnight stays) are collected from the monthly reports by business entities or parts of business entities, which provide accommodation services to tourists or act as agencies. The reports are usually made on the basis of registration records in guest books.

Data cover the number of arrivals and the number of guests and overnight stays.

A **tourist** is considered any person travelling outside of his place of permanent residence, and spending at least one night in catering or some other accommodation facility for one of the following reasons: rest, business, (congresses, fairs, exhibitions, mission of international organisation etc), health and participation in sports activities.

A **domestic tourist** is a person with permanent residence in B&H spending at least one night at a location in Bosnia and Herzegovina outside his or her place of normal accommodation or other accommodation facilities for guests.

A **foreign tourist** is any person with permanent residence outside B&H, but that temporally resides in B&H and spends at least one night in catering or in some other accommodation facility.

## **CATERING**

### *Notes on Methodology*

Data related to turnover in catering are collected at regular quarterly reports made by the enterprises in Federation B&H and Serbs Republic carrying out catering activities.

**Catering activity** is activity of food preparations and nutrition services, preparing and serving drinks as well as accommodation services.

**Catering turnover** involves the value of carried out catering services – food serving, drinks, accommodation and other services usually in conjunction with primary catering services

RAZINA OBRADJE BOSNA I HERCEGOVINA

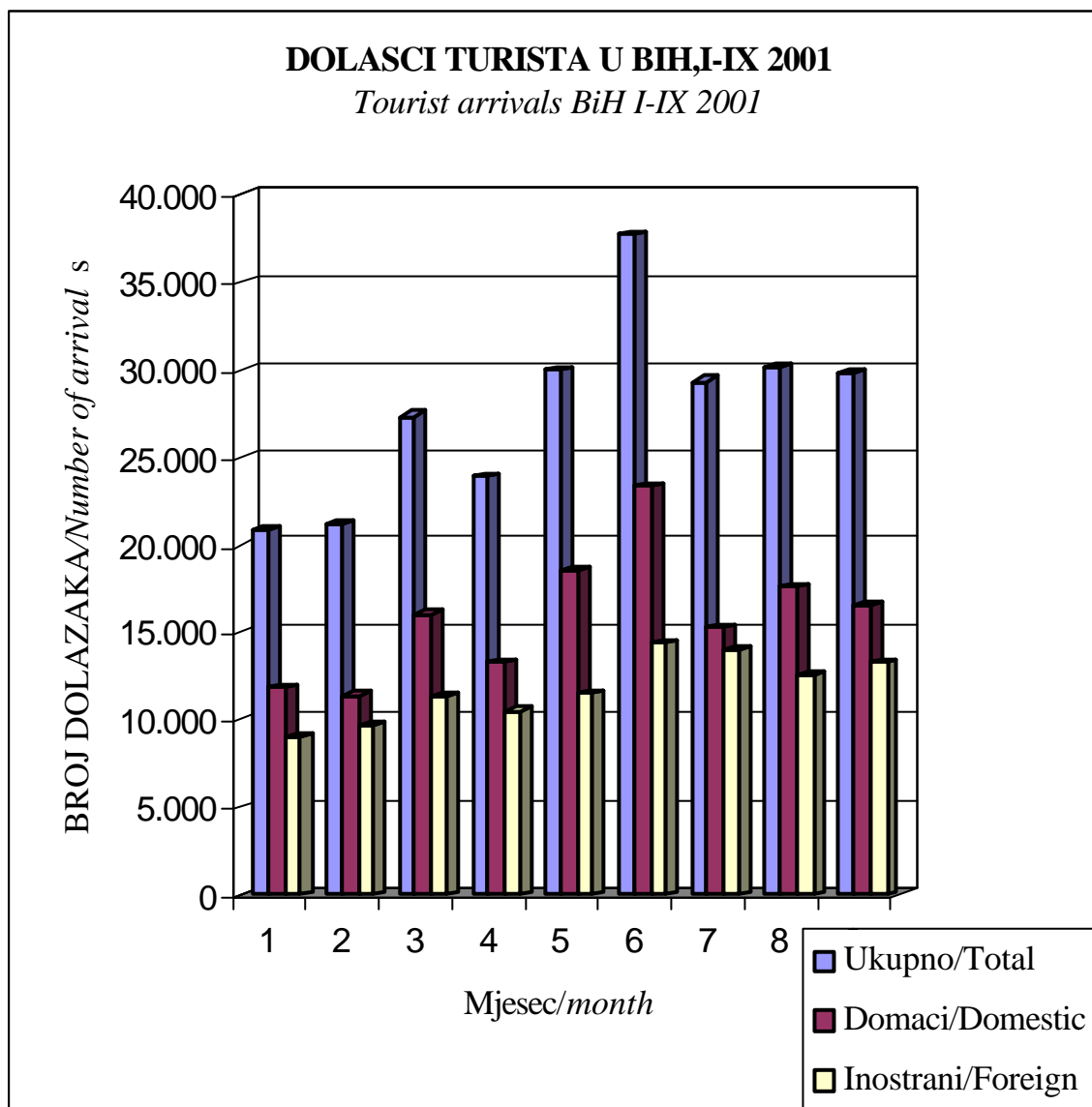
5 - 1.1 Dolasci turista po zemlji prebivališta

*Tourist arrivals by country of residence*

	Dolasci turista po zemlji prebivališta / <i>Tourist arrivals by country of residence</i>										
	01.2001	02.2001	03.2001	04.2001	05.2001	06.2001	07.2001	08.2001	09.2001	1-9.2001	
<b>Ukupno</b>	20.793	21.104	27.369	23.855	29.970	37.686	29.338	30.138	29.744	237.725	<i>Total</i>
<b>Domaci</b>	11.841	11.413	16.061	13.341	18.446	23.379	15.293	17.550	16.445	143.769	<i>Domestic</i>
<b>Inostrani</b>	8.952	9.691	11.308	10.514	11.524	14.307	14.045	12.588	13.319	106.248	<i>Foreign</i>
Hrvatska	1.504	1.478	1.714	1.432	1.473	2.858	2.312	1.675	1.873	16.319	<i>Croatia</i>
Jugoslavija	3.670	3.608	4.305	2.915	3.792	3.412	2.982	2.859	3.179	30.722	<i>Yugoslavia</i>
Makedonija	66	102	108	90	126	182	155	150	184	1.163	<i>Macedonia</i>
Slovenija	709	665	686	856	805	864	965	988	949	7.487	<i>Slovenia</i>
Albanija	5	8	12	28	18	51	46	30	38	236	<i>Albania</i>
Austrija	180	178	369	326	370	321	301	254	231	2.530	<i>Austria</i>
Belgija	46	62	35	46	49	54	77	124	57	550	<i>Belgium</i>
Bugarska	50	61	35	22	54	103	83	24	115	547	<i>Bulgaria</i>
Ceška	42	36	38	49	131	217	619	463	515	2.110	<i>Czech Republic</i>
Danska	21	65	67	148	47	96	156	138	138	876	<i>Denmark</i>
Finska	43	49	31	34	30	42	40	23	58	350	<i>Finland</i>
Francuska	146	178	263	183	155	352	442	304	273	2.296	<i>France</i>
Grčka	44	11	33	30	45	75	60	33	96	427	<i>Greece</i>
Holandija	99	108	125	134	186	145	243	243	145	1.428	<i>Netherlands</i>
Irska	34	38	33	38	62	124	80	51	63	523	<i>Ireland</i>
Island	2	4	5	10	12	32	8	5	8	86	<i>Iceland</i>
Italija	357	351	417	687	513	912	718	1.002	578	5.535	<i>Italy</i>
Izrael	15	5	9	10	12	14	75	100	65	305	<i>Israel</i>
Luksemburg	5	2	3	2	0	21	3	2	0	38	<i>Luxembourg</i>
Madarska	56	142	65	81	135	157	211	159	357	1.363	<i>Hungary</i>
Norveška	44	102	133	120	71	126	128	109	109	942	<i>Norway</i>
Poljska	18	49	63	152	120	137	348	302	367	1.556	<i>Poland</i>
Portugal	24	8	17	45	27	20	46	62	14	263	<i>Portugal</i>
Rumunija	26	33	52	43	63	69	101	42	83	512	<i>Romania</i>
Rusija	30	45	90	52	44	63	37	35	117	513	<i>Russia</i>
Njemacka	439	446	526	652	663	635	704	605	659	5.329	<i>Germany</i>
Slovacka	5	69	10	5	9	78	183	355	52	766	<i>Slovakia</i>
Španija	150	71	134	220	85	279	261	219	769	2.188	<i>Spain</i>
Švajcarska	64	57	69	101	83	120	99	108	129	830	<i>Switzerland</i>
Švedska	90	87	135	137	228	185	302	164	243	1.571	<i>Sweden</i>
Turska	183	196	182	232	153	424	184	156	163	1.873	<i>Turkey</i>
Velika Britanija	135	211	229	354	350	412	269	257	438	2.655	<i>Great Britain</i>
Ostale europske zemlje	123	107	145	123	195	210	156	220	251	1.530	<i>Other in Europe</i>
Australija	8	16	10	16	17	27	35	27	36	192	<i>Australia</i>
Egipat	11	4	4	2	7	2	11	82	58	181	<i>Egypt</i>
Iran	57	39	1	8	5	226	9	8	3	356	<i>Iran</i>
Japan	40	65	98	37	70	40	53	52	46	501	<i>Japan</i>
Kanada	54	52	63	73	137	68	99	72	117	735	<i>Canada</i>
Kina	7	1	4	9	20	2	2	14	14	73	<i>China</i>
Novi Zeland	9	1	3	8	5	2	6	59	9	102	<i>New Zealand</i>
SAD	423	554	676	760	776	794	863	580	518	5.944	<i>USA</i>
Ostale izvan europske zemlje	238	338	311	254	384	356	573	433	761	3.648	<i>Other non European countries</i>



**Grafikon 1:**  
*Graph 1:*



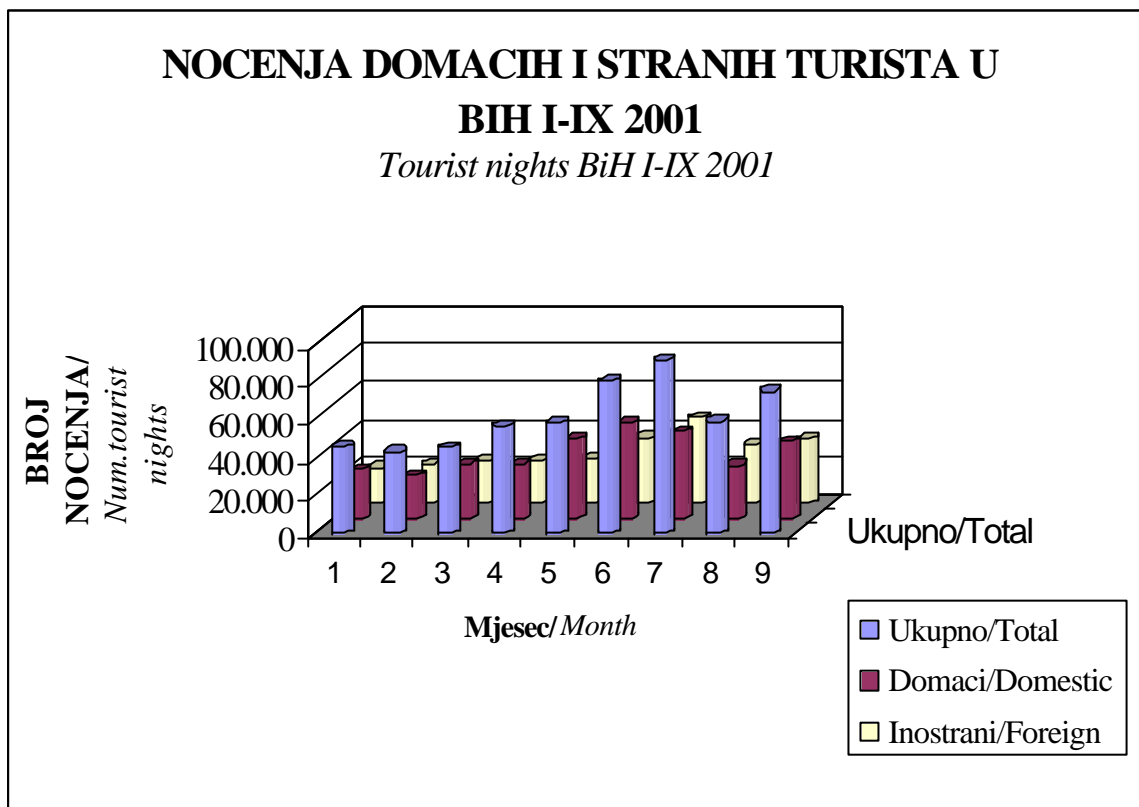
## 5 - 1.2 Nocenja turista po zemlji prebivališta

*Tourist overnights by country of residence*

	Nocenja turista po zemlji prebivališta / Tourist nights by country of residence										
	01.2001	02.2001	03.2001	04.2001	05.2001	06.2001	07.2001	08.2001	09.2001	1-9.2001	
<b>Ukupno</b>	<b>45.976</b>	<b>43.441</b>	<b>45.482</b>	<b>57.321</b>	<b>58.905</b>	<b>81.487</b>	<b>92.266</b>	<b>60.021</b>	<b>76.014</b>	<b>678.061</b>	<b>Total</b>
<b>Domaci</b>	<b>26.660</b>	<b>22.501</b>	<b>29.117</b>	<b>29.049</b>	<b>42.381</b>	<b>51.232</b>	<b>46.146</b>	<b>28.557</b>	<b>41.399</b>	<b>346.261</b>	<b>Domestic</b>
<b>Inostrani</b>	<b>19.316</b>	<b>21.014</b>	<b>22.850</b>	<b>22.898</b>	<b>24.393</b>	<b>35.466</b>	<b>46.120</b>	<b>31.464</b>	<b>34.615</b>	<b>331.840</b>	<b>Foreign</b>
Hrvatska	2.668	2.578	3.273	2.626	2.571	5.011	5.799	3.898	3.360	59.625	Croatia
Jugoslavija	8.267	8.135	8.757	6.524	8.349	7.661	7.792	1.587	6.032	24.962	Yugoslavia
Makedonija	120	211	243	236	248	508	284	319	318	4.134	Macedonia
Slovenija	1.196	1.135	1.216	1.683	1.384	1.456	2.782	3.193	1.938	27.331	Slovenia
Albanija	10	27	19	65	68	189	259	81	73	1.263	Albania
Austrija	375	316	585	584	706	605	563	433	306	8.533	Austria
Belgija	122	215	116	142	149	98	174	461	233	2.482	Belgium
Bugarska	233	121	170	48	130	344	530	66	358	1.829	Bulgaria
Ceška	68	72	70	84	316	1.272	3.532	3.588	3.228	16.302	Czech Republic
Danska	44	121	163	342	103	190	274	631	395	3.680	Denmark
Finska	71	94	78	66	85	64	77	29	158	1.184	Finland
Francuska	314	483	602	554	299	893	1.057	1.148	755	9.981	France
Grčka	94	24	47	47	84	158	326	19	181	1.257	Greece
Holandija	187	412	225	232	423	300	549	616	274	5.507	Netherlands
Irska	64	136	78	48	190	267	132	99	162	2.095	Ireland
Island	7	19	18	21	28	64	22	7	41	374	Iceland
Italija	672	631	785	1.614	1.204	1.452	2.540	3.028	1.379	21.618	Italy
Izrael	22	7	26	21	50	27	113	164	150	1.068	Israel
Luksemburg	6	6	4	6	0	60	5	1	0	163	Luxembourg
Madarska	100	228	124	139	286	300	1.187	553	1.131	6.277	Hungary
Norveška	81	172	364	150	143	210	375	381	315	3.537	Norway
Poljska	25	84	182	193	313	533	2.300	2.040	2.797	11.340	Poland
Portugal	117	71	58	64	30	34	242	124	32	1.287	Portugal
Rumunija	55	62	122	111	141	158	199	42	343	1.662	Romania
Rusija	53	86	139	144	117	268	221	67	514	1.662	Russia
Njemacka	879	862	953	1.313	1.241	1.354	1.772	1.080	1.430	18.941	Germany
Slovačka	7	518	30	7	13	529	1.053	2.620	294	6.475	Slovakia
Španija	244	155	235	311	184	688	766	378	495	7.538	Spain
Švajcarska	151	129	146	238	173	217	192	171	273	2.999	Switzerland
Švedska	170	158	251	324	544	413	1.176	456	559	6.566	Sweden
Turska	560	647	520	884	392	1.221	534	240	663	9.093	Turkey
Velika Britanija	290	480	491	913	633	982	524	458	991	9.704	Great Britain
Ostale europske zemlje	184	145	274	263	349	286	293	365	543	5.046	Other in Europe
Australija	11	22	25	38	37	80	65	65	59	754	Australia
Egipat	14	15	22	5	64	5	73	144	216	920	Egypt
Iran	118	43	1	21	9	304	18	18	3	1.247	Iran
Japan	77	169	156	66	176	110	70	104	174	1.773	Japan
Kanada	125	117	159	141	382	200	234	162	298	2.977	Canada
Kina	37	1	7	13	52	4	3	34	44	341	China
Novi Zeland	26	2	3	44	10	2	16	15	12	226	New Zealand
SAD	950	607	777	1.704	1.790	2.072	2.523	1.489	1.303	23.038	USA
Ostale izvan europske zemlje	486	355	343	858	928	877	1.474	1.090	2.663	14.611	Other non European countries

**Grafikon 2:**

*Graph 2:*



**6 - 2.1 Dolasci turista po zemlji prebivališta**  
*Tourist arrivals by country of residence*

	Dolasci turista po zemlji prebivališta / Tourist arrivals by country of residence										
	01.2001	02.2001	03.2001	04.2001	05.2001	06.2001	07.2001	08.2001	09.2001	1-9.2001	
<b>Ukupno</b>	<b>11.679</b>	<b>10.914</b>	<b>13.100</b>	<b>14.501</b>	<b>17.698</b>	<b>23.637</b>	<b>18.596</b>	<b>18.092</b>	<b>17.663</b>	<b>145880</b>	<b>Total</b>
<b>Domaci</b>	6.736	5.349	6.615	7.348	10.399	13.231	7.981	8.954	8.291	<b>74904</b>	<b>Domestic</b>
<b>Inostrani</b>	4.943	5.565	6.485	7.153	7.299	10.406	10.615	9.138	9.392	<b>70996</b>	<b>Foreign</b>
Hrvatska	1.393	1.331	1.571	1.321	1.308	2.700	2.148	1.486	1.655	<b>14913</b>	<i>Croatia</i>
Jugoslavija	392	386	487	462	697	550	616	557	582	<b>4729</b>	<i>Yugoslavia</i>
Makedonija	52	80	89	74	90	157	139	106	133	<b>920</b>	<i>Macedonia</i>
Slovenija	595	568	560	751	663	743	811	828	752	<b>6271</b>	<i>Slovenia</i>
Albanija	5	8	12	28	18	51	46	30	38	<b>236</b>	<i>Albania</i>
Austrija	157	149	339	281	313	287	248	205	198	<b>2177</b>	<i>Austria</i>
Belgija	34	54	33	43	42	44	62	109	44	<b>465</b>	<i>Belgium</i>
Bugarska	41	30	25	14	45	28	80	22	85	<b>370</b>	<i>Bulgaria</i>
Ceška	40	32	34	37	128	209	616	460	507	<b>2063</b>	<i>Czech Republic</i>
Danska	17	54	49	139	44	85	101	116	131	<b>736</b>	<i>Denmark</i>
Finska	40	20	29	27	27	39	35	19	43	<b>279</b>	<i>Finland</i>
Francuska	121	161	232	163	126	337	411	257	254	<b>2062</b>	<i>France</i>
Grcika	22	10	17	11	33	22	52	11	65	<b>243</b>	<i>Greece</i>
Holandija	84	88	104	102	166	135	220	219	119	<b>1237</b>	<i>Netherlands</i>
Irska	32	36	24	36	58	119	78	48	59	<b>490</b>	<i>Ireland</i>
Island	2	4	3	9	12	32	6	5	8	<b>81</b>	<i>Iceland</i>
Italija	258	281	327	572	399	805	640	882	492	<b>4656</b>	<i>Italy</i>
Izrael	12	2	8	8	9	8	71	97	49	<b>264</b>	<i>Israel</i>
Luksemburg	5	2	3	2	2	21	3	1		<b>37</b>	<i>Luxembourg</i>
Madarska	43	133	63	66	124	138	195	133	307	<b>1202</b>	<i>Hungary</i>
Norveška	34	80	115	101	68	110	110	99	94	<b>811</b>	<i>Norway</i>
Poljska	10	35	59	145	115	129	340	294	359	<b>1486</b>	<i>Poland</i>
Portugal	24	8	16	45	26	20	46	62	12	<b>259</b>	<i>Portugal</i>
Rumunija	22	21	37	14	47	38	80	23	63	<b>345</b>	<i>Romania</i>
Rusija	16	16	39	32	24	38	27	28	105	<b>325</b>	<i>Russia</i>
Njemacka	379	357	439	564	528	563	621	495	548	<b>4494</b>	<i>Germany</i>
Slovačka	5	65	7	4	9	69	170	351	43	<b>723</b>	<i>Slovakia</i>
Španija	140	52	128	207	82	271	248	209	752	<b>2089</b>	<i>Spain</i>
Švajcarska	52	52	64	81	75	109	71	82	113	<b>699</b>	<i>Switzerland</i>
Švedska	73	75	103	126	198	168	281	147	210	<b>1381</b>	<i>Sweden</i>
Turska	174	170	174	223	146	418	174	129	153	<b>1761</b>	<i>Turkey</i>
Velika Britanija	108	178	183	319	262	375	218	216	369	<b>2228</b>	<i>Great Britain</i>
Ostale europske zemlje	104	91	131	109	156	190	125	204	227	<b>1337</b>	<i>Other in Europe</i>
Australija	8	16	8	16	16	25	33	24	29	<b>175</b>	<i>Australia</i>
Egipat	11	4	4	2	7	2	11	82	58	<b>181</b>	<i>Egypt</i>
Iran	57	39	1	8	5	226	9	8	3	<b>356</b>	<i>Iran</i>
Japan	36	46	59	28	59	37	41	37	46	<b>389</b>	<i>Japan</i>
Kanada	49	44	57	65	114	58	92	62	101	<b>642</b>	<i>Canada</i>
Kina	7	1	4	9	20	2	2	14	14	<b>73</b>	<i>China</i>
Novi Zeland	9	1	3	7	5	2	6	7	9	<b>49</b>	<i>New Zealand</i>
SAD	382	487	555	695	703	747	794	580	450	<b>5393</b>	<i>USA</i>
Ostale izvaneuropske zemlje	223	317	290	207	335	299	538	394	696	<b>3299</b>	<i>Other non European countries</i>

## 5 - 2.2 Nocenja turista po zemlji prebivališta

### *Tourist overnights by country of residence*

	Nocenja turista po zemlji prebivališta / Tourist nights by country of residence										
	01.2001	02.2001	03.2001	04.2001	05.2001	06.2001	07.2001	08.2001	09.2001	1-9.2001	
<b>Ukupno</b>	24.093	21.558	23.525	28.879	35.837	50.550	56.118	60.021	44.903	637.244	<b>Total</b>
<b>Domaci</b>	13.727	9.503	10.455	13.306	20.584	27.864	22.778	28.557	17.063	313.645	<b>Domestic</b>
<b>Inostrani</b>	10.366	12.055	13.070	15.573	15.253	22.686	33.340	31.464	27.840	323.639	<b>Foreign</b>
Hrvatska	2425	2346	3053	2468	2306	4487	5275	3898	2969	59.053	Croatia
Jugoslavija	641	741	806	939	1229	1293	1424	1587	1172	19.290	Yugoslavia
Makedonija	84	162	222	211	171	464	240	319	295	4.008	Macedonia
Slovenija	1005	1011	967	1525	1191	1297	2623	3193	1670	27.024	Slovenia
Albanija	10	27	19	65	68	189	259	81	73	1.263	Albania
Austrija	349	272	552	514	576	547	505	433	306	8.408	Austria
Belgija	99	205	114	136	137	85	161	461	139	2.467	Belgium
Bugarska	133	57	48	26	120	60	246	66	331	1.827	Bulgaria
Ceška	65	68	65	69	312	1264	3524	3588	3218	16.299	Czech Republic
Danska	39	107	129	330	100	177	261	631	388	3.634	Denmark
Finska	67	40	70	59	76	61	74	29	143	1.177	Finland
Francuska	273	461	533	524	261	872	1036	1148	700	9.932	France
Grcka	54	23	28	16	58	74	242	19	175	1.175	Greece
Holandija	158	361	191	200	400	284	533	616	253	5.470	Netherlands
Irska	62	134	62	46	184	262	127	99	134	2.090	Ireland
Island	7	13	14	20	28	64	22	7	37	374	Iceland
Italija	522	489	635	1469	999	1297	2385	3028	1247	21.383	Italy
Izrael	22	2	24	19	43	15	101	164	146	1.064	Israel
Luksemburg	6	6	4	6	60	5	1	162	162	162	Luxembourg
Madarska	83	219	121	122	275	269	1156	553	977	6.179	Hungary
Norveška	70	123	223	122	139	193	358	381	280	3.511	Norway
Poljska	15	61	174	174	299	511	2278	2040	2788	11.312	Poland
Portugal	117	71	56	64	29	34	242	124	32	1.287	Portugal
Rumunija	50	48	92	47	114	102	143	42	300	1.628	Romania
Rusija	19	28	62	106	56	108	61	67	465	1.622	Russia
Njemacka	778	695	812	1187	996	1180	1598	1080	1417	18.731	Germany
Slovacka	7	518	25	5	13	514	1038	2620	279	6.465	Slovakia
Španija	234	126	223	297	179	676	754	378	482	7.527	Spain
Švajcarska	136	122	141	185	160	190	165	171	236	2.904	Switzerland
Švedska	150	143	198	282	503	371	1134	456	536	6.535	Sweden
Turska	540	575	512	871	381	1215	528	240	653	9.037	Turkey
Velika Britanija	234	411	389	859	525	922	464	458	914	9.632	Great Britain
Ostale europske zemlje	163	129	245	249	227	245	252	365	472	5.021	Other in Europe
Australija	11	22	23	38	32	78	63	65	59	741	Australia
Egipat	14	15	22	5	64	5	73	144	216	920	Egypt
Iran	118	43	1	21	9	304	18	18	3	1.247	Iran
Japan	73	139	108	51	163	107	67	104	158	1.748	Japan
Kanada	112	102	142	141	359	172	206	162	285	2.965	Canada
Kina	37	1	7	13	52	4	3	34	44	341	China
Novi Zeland	26	1	3	43	10	2	16	15	12	226	New Zealand
SAD	888	487	555	1585	1679	1943	2394	1489	1156	22.962	USA
Ostale izvaneuropske zemlje	470	317	290	464	730	689	1286	1090	2616	14.550	Other non European countries

### 5 - 3.1 Dolasci turista po zemlji prebivališta

*Tourist arrivals by country of residence*

	Dolasci turista po zemlji prebivališta / Tourist arrivals by country of residence										
	01.2001	02.2001	03.2001	04.2001	05.2001	06.2001	07.2001	08.2001	09.2001	1-9.2001	
<b>Ukupno</b>	<b>9.114</b>	<b>10.190</b>	<b>14.269</b>	<b>9.354</b>	<b>12.272</b>	<b>14.049</b>	<b>10.742</b>	<b>12.046</b>	<b>12.081</b>	91.845	<b>Total</b>
<b>Domaci</b>	5.105	6.064	9.446	5.993	8.047	10.148	7.312	8.596	8.154	68.865	<b>Domestic</b>
<b>Inostrani</b>	4.009	4.126	4.823	3.361	4.225	3.901	3.430	3.450	3.927	35.252	<b>Foreign</b>
Hrvatska	111	147	143	111	165	158	164	189	218	1.406	<i>Croatia</i>
Jugoslavija	3.278	3.222	3.818	2.453	3095	2862	2.366	2.302	2.597	25.993	<i>Yugoslavia</i>
Makedonija	14	22	19	16	36	25	16	44	51	243	<i>Macedonia</i>
Slovenija	114	97	126	105	142	121	154	160	197	1.216	<i>Slovenia</i>
Albanija										0	<i>Albania</i>
Austrija	23	29	30	45	57	34	53	49	33	353	<i>Austria</i>
Belgija	12	8	2	3	7	10	15	15	13	85	<i>Belgium</i>
Bugarska	9	31	10	8	9	75	3	2	30	177	<i>Bulgaria</i>
Ceška	2	4	4	12	3	8	3	3	8	47	<i>Czech Republic</i>
Danska	4	11	18	9	3	11	55	22	7	140	<i>Denmark</i>
Finska	3	29	2	7	3	3	5	4	15	71	<i>Finland</i>
Francuska	25	17	31	20	29	15	31	47	19	234	<i>France</i>
Grcka	22	1	16	19	12	53	8	22	31	184	<i>Greece</i>
Holandija	15	20	21	32	20	10	23	24	26	191	<i>Netherlands</i>
Irska	2	2	9	2	4	5	2	3	4	33	<i>Ireland</i>
Island			2	1			2			5	<i>Iceland</i>
Italija	99	70	90	115	114	107	78	120	86	879	<i>Italy</i>
Izrael	3	3	1	2	3	6	4	3	16	41	<i>Israel</i>
Luksemburg								1		1	<i>Luxembourg</i>
Madarska	13	9	2	15	11	19	16	26	50	161	<i>Hungary</i>
Norveška	10	22	18	19	3	16	18	10	15	131	<i>Norway</i>
Poljska	8	14	4	7	5	8	8	8	8	70	<i>Poland</i>
Portugal			1		1				2	4	<i>Portugal</i>
Rumunija	4	12	15	29	16	31	21	19	20	167	<i>Romania</i>
Rusija	14	29	51	20	20	25	10	7	12	188	<i>Russia</i>
Njemacka	60	89	87	88	135	72	83	110	111	835	<i>Germany</i>
Slovacka		4	3	1		9	13	4	9	43	<i>Slovakia</i>
Španija	10	19	6	13	3	8	13	10	17	99	<i>Spain</i>
Švajcarska	12	5	5	20	8	11	28	26	16	131	<i>Switzerland</i>
Švedska	17	12	32	11	30	17	21	17	33	190	<i>Sweden</i>
Turska	9	26	8	9	7	6	10	27	10	112	<i>Turkey</i>
Velika Britanija	27	33	46	35	88	37	51	41	69	427	<i>Great Britain</i>
Ostale europske zemlje	19	16	14	14	39	20	31	16	24	193	<i>Other in Europe</i>
Australija			2		1	2	2	3	7	17	<i>Australia</i>
Egipat										0	<i>Egypt</i>
Iran										0	<i>Iran</i>
Japan	4	19	39	9	11	3	12	15		112	<i>Japan</i>
Kanada	5	8	6	8	23	10	7	10	16	93	<i>Canada</i>
Kina										0	<i>China</i>
Novi Zeland				1				52		53	<i>New Zealand</i>
SAD	41	67	121	65	73	47	69		68	551	<i>USA</i>
Ostale izvan europske zemlje	15	21	21	47	49	57	35	39	65	349	<i>Other non European countries</i>

## 5 - 3.2 Nocenja turista po zemlji prebivališta

### *Tourist overnights by country of residence*

	Nocenja turista po zemlji prebivališta / <i>Tourist nights by country of residence</i>										
	01.2001	02.2001	03.2001	04.2001	05.2001	06.2001	07.2001	08.2001	09.2001	1-9.2001	
<b>Ukupno</b>	<b>21.883</b>	<b>21.957</b>	<b>28.442</b>	<b>23.068</b>	<b>30.937</b>	<b>36.148</b>	<b>31.111</b>	<b>40.817</b>	<b>35.389</b>	<b>269.752</b>	<b>Total</b>
<b>Domaci</b>	12.933	12.998	18.662	15.743	21.797	23.368	24.336	32.616	<b>26.527</b>	<b>188.980</b>	<b>Domestic</b>
<b>Inostrani</b>	8.950	8.959	9.780	7.325	9.140	12.780	6.775	8.201	<b>8.862</b>	<b>80.772</b>	<b>Foreign</b>
Hrvatska	243	232	220	158	265	524	391	572	449	<b>3.054</b>	<i>Croatia</i>
Jugoslavija	7626	7394	7951	5585	7120	6368	4.860	5.672	6.547	<b>59.123</b>	<i>Yugoslavia</i>
Makedonija	36	49	21	25	77	44	23	126	107	<b>508</b>	<i>Macedonia</i>
Slovenija	191	124	249	158	193	159	268	307	270	<b>1.919</b>	<i>Slovenia</i>
Albanija										<b>0</b>	<i>Albania</i>
Austrija	26	44	33	70	130	58		125	43	<b>529</b>	<i>Austria</i>
Belgija	23	10	2	6	12	13	94	15	18	<b>193</b>	<i>Belgium</i>
Bugarska	100	64	122	22	10	284	27	2	76	<b>707</b>	<i>Bulgaria</i>
Ceška	3	4	5	15	4	8	10	3	8	<b>60</b>	<i>Czech Republic</i>
Danska	5	14	34	12	3	13	7	46	10	<b>144</b>	<i>Denmark</i>
Finska	4	54	8	7	9	3	15	7	20	<b>127</b>	<i>Finland</i>
Francuska	41	22	69	30	38	21	55	49	24	<b>349</b>	<i>France</i>
Grčka	40	1	19	31	26	84	6	82	40	<b>329</b>	<i>Greece</i>
Holandija	29	51	34	32	23	16	21	37	43	<b>286</b>	<i>Netherlands</i>
Irska	2	2	16	2	6	5	28	5	5	<b>71</b>	<i>Ireland</i>
Island		6	4	1				4		<b>15</b>	<i>Iceland</i>
Italija	150	142	150	145	205	155	132	235	113	<b>1.427</b>	<i>Italy</i>
Izrael		5	2	2	7	12	4	4	36	<b>72</b>	<i>Israel</i>
Luksemburg								1		<b>1</b>	<i>Luxembourg</i>
Madarska	17	9	3	17	11	31	154	98	66	<b>406</b>	<i>Hungary</i>
Norveška	11	49	141	28	4	17	35	26	27	<b>338</b>	<i>Norway</i>
Poljska	10	23	8	19	14	22	9	28	56	<b>189</b>	<i>Poland</i>
Portugal			2		1				2	<b>5</b>	<i>Portugal</i>
Rumunija	5	14	30	64	27	56	43	34	42	<b>315</b>	<i>Romania</i>
Rusija	34	58	77	38	61	160	49	40	54	<b>571</b>	<i>Russia</i>
Njemacka	101	167	141	126	245	174	13	210	186	<b>1.363</b>	<i>Germany</i>
Slovačka			5	2		15	15	10	9	<b>56</b>	<i>Slovakia</i>
Španija	10	29	12	14	5	12	13	11	19	<b>125</b>	<i>Spain</i>
Švajcarska	15	7	5	53	13	27	37	95	26	<b>278</b>	<i>Switzerland</i>
Švedska	20	15	53	42	41	42	23	31	50	<b>317</b>	<i>Sweden</i>
Turska	20	72	8	13	11	6	10	56	21	<b>217</b>	<i>Turkey</i>
Velika Britanija	56	69	102	54	107	60	77	72	99	<b>696</b>	<i>Great Britain</i>
Ostale europske zemlje	21	16	29	14	122	41	71	25	94	<b>433</b>	<i>Other in Europe</i>
Australija			2		5	2		13		<b>22</b>	<i>Australia</i>
Egipat									13	<b>13</b>	<i>Egypt</i>
Iran										<b>0</b>	<i>Iran</i>
Japan	4	30	48	15	13	3	16	25	32	<b>186</b>	<i>Japan</i>
Kanada	13	15	17		23	28	13	12	24	<b>145</b>	<i>Canada</i>
Kina										<b>0</b>	<i>China</i>
Novi Zeland		1		1						<b>2</b>	<i>New Zealand</i>
SAD	62	120	222	119	111	129	147	76	142	<b>1.128</b>	<i>USA</i>
Ostale izvan europske zemlje	16	38	53	394	198	188	47	61	91	<b>1.086</b>	<i>Other non European countries</i>





**6. STANOVNIŠTVO**  
**POPULATION**

## **STANOVNIŠTVO**

### ***Metodološka objašnjenja***

Ovdje se daju samo kraca objašnjenja definicija jedinice promatranja.

#### **Definicija jedinice promatranja**

U statistici je jedinica promatranja rođenih svako živorođeno i mrtvorodeno dijete.

Kao živorođeno smatra se ono dijete koje poslije rođenja, čak i za najkraće vrijeme pokazuje znake života (disanje, odnosno kucanje srca) bez obzira na trajanje trudnoce majke. Ako dijete ubrzo po rođenju umre, onda se najprije registruje kao živorođeno, a zatim kao umrlo. Ako je dijete rođeno, odnosno izvađeno iz tijela majke bez ikakvih znakova života, tj. ako nije disalo niti pokazivalo neki drugi znak života, kao što je kucanje srca ili pokreti mišića, a nošeno je duže od 28 tjedana (približno 7 mjeseci), smatra se mrtvorodeni. Ne registruje se kao rođenje izbacivanje mrtvog ploda koji je bio nošen manje od 28 tjedana. Za prikupljanje statističkih podataka o živorođenoj i mrtvorodenoj djeci služi statistički listić o rođenju.

U statistici je jedinica promatranja umrlih svako umrlo lice. Za prikupljanje podataka o umrlim licima služi statistički listić o slučaju smrti. Umrlo je svako živorođeno lice kod kojeg je nastupio trajni prestanak svih vitalnih funkcija koje započinju rođenjem bez mogućnosti ponovnog oživljavanja. Ovdje nisu uključeni mrtvorodeni. Umrlo dojenčadi smatraju se djeca koja su umrla prije navršene prve godine života.

Kod statistike sklopljenih brakova jedinica promatranja je svaki zakonito sklopljen brak, a kod statistike razvoda brakova svaki brak koji je pravosnažnom presudom nadležnog suda razveden, poništen, odnosno proglašen nevažećim. Za prikupljanje podataka o sklopljenim brakovima služi statistički listić o sklopljenom braku, a o razvedenim brakovima statistički listić o razvedenom braku.

Podaci dati u tablicama su rezultat statističkih istraživanja koja se provode u entitetskim zavodima za statistiku, a dobiveni su na temelju mjesečnih izvješća maticara.

Vitalni indeks je odnos između broja živorođenih i broja umrlih.

## **POPULATION**

### *Notes on Methodology*

In this text we present only the definitions for the observation units

#### *Definitions of the observation units*

In statistics, the unit of observation of a born person includes both live births and stillborn babies.

A live birth is any child who exhibits signs of life at birth. Live birth is the complete expulsion or extraction from its mother of the product of conception, irrespective of the duration of the pregnancy, which, after such separation, breathes or shows any other evidence of life such as heartbeat, pulsation of the umbilical cord, or definite movements of voluntary muscles, whether or not the umbilical cord has been cut or the placenta detached. If a product of such a birth dies, it is first registered as live-birth and then as dead. For collection of data on live-born and stillborn children a statistical questionnaire about birth is employed.

In statistics, the unit of observation of a dead person is every dead person. For collection of data on dead persons, a statistical questionnaire about death is employed. A dead person is every live-born person in whom there is permanent disappearance of all evidence of life at any time after live birth has taken place, without chance of resuscitation. Stillborn children are not included here. A dead infant is considered to be a child who dies at an age of less than one year.

In statistics regarding marriages, the unit of observation is every legal marriage, and in statistics regarding divorces, every marriage that was divorced, revoked, or proclaimed invalid by a valid decision of the municipal court in charge. For data collection regarding marriages and divorces a statistical questionnaire is employed for each.

Data presented in the tables are gathered by statistical surveys realised in the Institutions for statistics in the entities, collected through monthly reports of registrars.

The vital index is a ratio between live births and death.

**RAZINA OBRADJE BOSNA I HERCEGOVINA**  
*DATA PROCESSING - LEVEL B&H*

**6 - 1.1 Prirodno kretanje stanovništva po mjesecima**

*Natural demographic trends*

**- prethodni podaci / previous dates**

Mjesec / Month	Živorodeni / Livebirths	Umrli / Deaths	Prirodni priraštaj / Natural increase ment	Umrli dojencad / Infant deaths	Broj sklopljenih brakova / Number of marriages	Broj razvedenih brakova / Number of divorces	Vitalni indeks / Vital index
01.01	2.795	2.207	588	22	1.146	101	1,27
02.01	2.864	2.270	594	22	1.056	96	1,26
03.01	2.940	2.383	557	19	1.317	115	1,23
04.01	2.874	2.409	465	22	1.587	186	1,19
05.01	3.403	2.613	790	25	1.533	121	1,30
06.01	2.872	2.251	621	22	1.607	143	1,28
07.01	3.468	2.360	1.108	25	2.025	108	1,47
08.01	3.452	2.438	1.014	20	2.449	145	1,42
09.01	3.149	2.125	1.024	16	1.879	150	1,48
<b>01-09.01</b>	<b>27.817</b>	<b>21.056</b>	<b>6.761</b>	<b>193</b>	<b>14.599</b>	<b>1.165</b>	<b>1,32</b>

**RAZINA OBRADJE FEDERACIJA BOSNE I HERCEGOVINE**  
*DATA PROCESSING - LEVEL FEDERATION B&H*

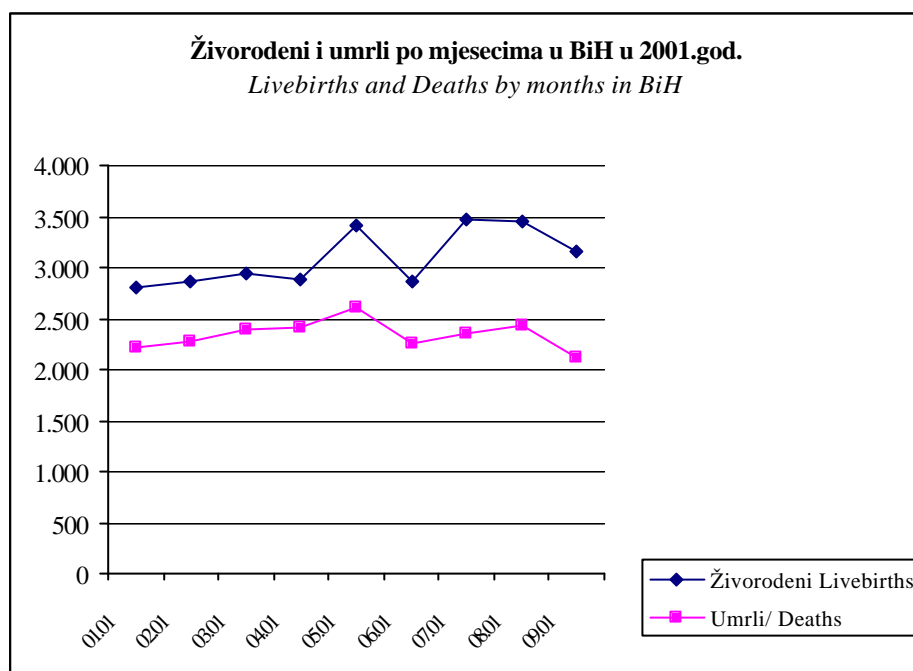
**6 - 2.1 Prirodno kretanje stanovništva po mjesecima**

*Natural demographic trends*

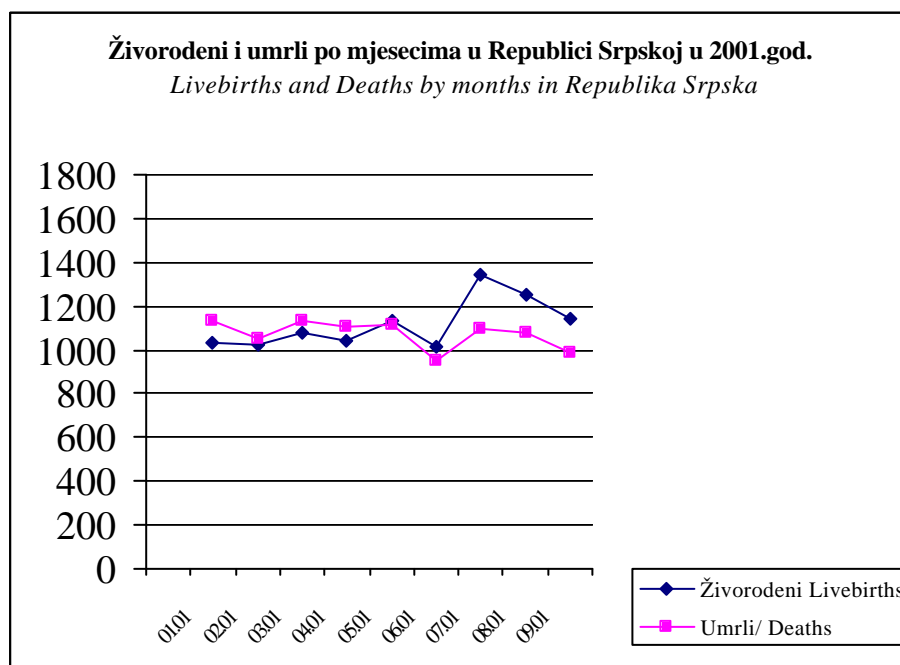
**- prethodni podaci / previous dates**

Mjesec / Month	Živorodeni / Livebirths	Umrli / Deaths	Prirodni priraštaj / Natural increase ment	Umrli dojencad / Infant deaths	Broj sklopljenih brakova / Number of marriages	Broj razvedenih brakova / Number of divorces	Vitalni indeks / Vital index
01.01	1.760	1.075	685	17	651	27	1,64
02.01	1.842	1.219	623	14	545	46	1,51
03.01	1.858	1.248	610	13	933	54	1,49
04.01	1.833	1.304	529	16	972	110	1,41
05.01	2.268	1.497	771	20	898	60	1,52
06.01	1.862	1.301	561	20	1.020	63	1,43
07.01	2.121	1.262	859	16	1.247	49	1,68
08.01	2.196	1.363	833	17	1.606	105	1,61
09.01	2.003	1.139	864	10	1.116	86	1,76
<b>01-09.01</b>	<b>17.743</b>	<b>11.408</b>	<b>6.335</b>	<b>143</b>	<b>8.988</b>	<b>600</b>	<b>1,56</b>

**Grafikon 1:**  
Graph 1:



**Grafikon 2:**  
Graph 2:



RAZINA OBRADJE REPUBLIKA SRPSKA  
DATA PROCESSING - LEVEL REPUBLIC SRPSKA

### 6 - 3.1 Prirodno kretanje stanovništva po mjesecima

*Natural demographic trends*

*- prethodni podaci / previous dates*

Mjesec / Month	Živorodeni / Livebirths	Umrli / Deaths	Prirodni priraštaj / Natural increase ment	Umrli dojencad / Infant deaths	Broj sklopljenih brakova / Number of marriages	Broj razvedenih brakova / Number of divorces	Vitalni indeks / Vital index
01.01	1.035	1.132	-97	5	495	74	0,91
02.01	1.022	1.051	-29	8	511	50	0,97
03.01	1.082	1.135	-53	6	384	61	0,95
04.01	1.041	1.105	-64	6	615	76	0,94
05.01	1.135	1.116	19	5	635	61	1,02
06.01	1.010	950	60	2	587	80	1,06
07.01	1.347	1.098	249	9	778	59	1,23
08.01	1.256	1.075	181	3	843	40	1,17
09.01	1.146	986	160	6	763	64	1,16
<b>01-09.01</b>	<b>10.074</b>	<b>9.648</b>	<b>426</b>	<b>50</b>	<b>5.611</b>	<b>565</b>	<b>1,04</b>

RAZINA OBRADJE BOSNA I HERCEGOVINA  
DATA PROCESSING - LEVEL B&H

### 6 - 1.2 Živorodeni (ukupno) po starosti majke, bracna i vanbracna u 2000. godini

*Livebirths (Total) by age of mother, marriage status*

	Bosna i Hercegovina			Federacija BiH			Republika Srpska		
	Ukupno Total	Bracno Legitimate	Vanbracno Illegitimate	Ukupno Total	Bracno Legitimate	Vanbracno Illegitimate	Ukupno Total	Bracno Legitimate	Vanbracno Illegitimate
ispod 15 under 15	4	0	4	3	0	3	1	0	1
15-19	2.528	1.806	722	1.806	1.264	542	722	542	180
20-24	12.579	11.253	1.326	8.223	7.304	919	4.356	3.949	407
25-29	12.161	11.274	887	7.851	7.278	573	4.310	3.996	314
30-34	7.144	6.557	587	4.733	4.375	358	2.411	2.182	229
35-39	3.272	2.915	357	2.146	1.934	212	1.126	981	145
40-44	693	606	87	431	379	52	262	227	35
45-49	34	30	4	22	21	1	12	9	3
50-54	2	2	0	1	1	0	1	1	0
50 i više 50 and more	1	1	0	1	1	0	0	0	0
Nepoznato Unknown	1.145	1.066	79	155	133	22	990	933	57
<b>UKUPNO TOTAL</b>	<b>39.563</b>	<b>35.510</b>	<b>4.053</b>	<b>25.372</b>	<b>22.690</b>	<b>2.682</b>	<b>14.191</b>	<b>12.820</b>	<b>1.371</b>

### 6 - 1.3 Živorodeni (ukupno) prema starosti majke, spolu djeteta i redu rođenja živorođene djece u BiH 2000. god.

*Livebirths (Total) by age of mother age, child sex and the birth order of livebirths*

Starost majke <i>Mother age</i>	Spol djeteta <i>child sex</i>	UKUPNO <i>TOTAL</i>	Prvo <i>First</i>	Drugo <i>Second</i>	Treće <i>Third</i>	Cetvrto <i>Fourth</i>	Peto i više <i>Fifth and more</i>	Nepoznato <i>Unknown</i>	
UKUPNO <i>TOTAL</i>	ukupno	39.563	12.384	14.955	8.468	2.623	936	197	<i>total</i>
	muški	20.407	6.463	7.689	4.313	1.347	504	91	<i>males</i>
	ženski	19.156	5.921	7.266	4.155	1.276	432	106	<i>females</i>
ispod 15 <i>under 15</i>	ukupno	4	3	1	0	0	0	0	<i>total</i>
	muški	2	2	0	0	0	0	0	<i>males</i>
	ženski	2	1	1	0	0	0	0	<i>females</i>
15-19	ukupno	2.528	1.629	807	80	11	0	1	<i>total</i>
	muški	1.311	839	420	45	7	0	0	<i>males</i>
	ženski	1.217	790	387	35	4	0	1	<i>females</i>
20-24	ukupno	12.579	5.251	5.311	1.754	226	29	8	<i>total</i>
	muški	6.466	2.750	2.684	892	116	21	3	<i>males</i>
	ženski	6.113	2.501	2.627	862	110	8	5	<i>females</i>
25-29	ukupno	12.161	2.886	5.238	3.104	738	163	32	<i>total</i>
	muški	6.319	1.499	2.759	1.595	369	84	13	<i>males</i>
	ženski	5.842	1.387	2.479	1.509	369	79	19	<i>females</i>
30-34	ukupno	7.144	1.210	2.414	2.251	914	310	45	<i>total</i>
	muški	3.666	638	1.236	1.134	475	164	19	<i>males</i>
	ženski	3.478	572	1.178	1.117	439	146	26	<i>females</i>
35-39	ukupno	3.272	490	820	1.023	567	327	45	<i>total</i>
	muški	1.679	249	420	524	287	178	21	<i>males</i>
	ženski	1.593	241	400	499	280	149	24	<i>females</i>
40-44	ukupno	693	107	153	185	136	95	17	<i>total</i>
	muški	338	57	65	80	76	50	10	<i>males</i>
	ženski	355	50	88	105	60	45	7	<i>females</i>
45-49	ukupno	34	4	5	10	10	4	1	<i>total</i>
	muški	16	2	2	5	5	2	0	<i>males</i>
	ženski	18	2	3	5	5	2	1	<i>females</i>
50 i više <i>50 and more</i>	ukupno	3	1	1	0	1	0	0	<i>total</i>
	muški	1	0	0	0	1	0	0	<i>males</i>
	ženski	2	1	1	0	0	0	0	<i>females</i>
nepoznato <i>unknown</i>	ukupno	1.145	803	205	61	20	8	48	<i>total</i>
	muški	609	427	103	38	11	5	25	<i>males</i>
	ženski	536	376	102	23	9	3	23	<i>females</i>

## 6 - 2.2 Živorodeni (ukupno) prema starosti majke, spolu djeteta i redu rođenja živorođene djece u Federaciji BiH 2000. god.

*Livebirths (Total) by age of mother age , child sex and the birth order of livebirths*

Starost majke <i>Mother age</i>	Spol djeteta <i>child sex</i>	UKUPNO <i>TOTAL</i>	Prvo <i>First</i>	Drugo <i>Second</i>	Trece <i>Third</i>	Cetvrto <i>Fourth</i>	Peto i više <i>Fifth and more</i>	Nepoznato <i>Unknown</i>	
UKUPNO <i>TOTAL</i>	ukupno	25372	11063	8917	3600	1078		72	<i>total</i>
	muški	13088	5776	4564	1809	547		34	<i>males</i>
	ženski	12284	5287	4353	1791	531		38	<i>females</i>
ispod 15 <i>under 15</i>	ukupno	3	3	0	0	0	0	0	<i>total</i>
	muški	2	2	0	0	0	0	0	<i>males</i>
	ženski	1	1	0	0	0	0	0	<i>females</i>
15-19	ukupno	1806	1612	175	16	2	0	1	<i>total</i>
	muški	932	832	88	10	2	0	0	<i>males</i>
	ženski	874	780	87	6	0	0	1	<i>females</i>
20-24	ukupno	8223	5139	2570	423	75	11	5	<i>total</i>
	muški	4237	2687	1291	210	39	8	2	<i>males</i>
	ženski	3986	2452	1279	213	36	3	3	<i>females</i>
25-29	ukupno	7851	2661	3637	1216	240	84	13	<i>total</i>
	muški	4114	1388	1918	635	120	47	6	<i>males</i>
	ženski	3737	1273	1719	581	120	37	7	<i>females</i>
30-34	ukupno	4733	1075	1825	1220	396	213	4	<i>total</i>
	muški	2403	572	916	592	202	118	3	<i>males</i>
	ženski	2330	503	909	628	194	95	1	<i>females</i>
35-39	ukupno	2146	423	584	605	282	249	3	<i>total</i>
	muški	1105	212	299	314	139	141	0	<i>males</i>
	ženski	1041	211	285	291	143	108	3	<i>females</i>
40-44	ukupno	431	87	89	107	70	77	1	<i>total</i>
	muški	203	48	36	41	39	39	0	<i>males</i>
	ženski	228	39	53	66	31	38	1	<i>females</i>
45-49	ukupno	22	4	3	4	8	3	0	<i>total</i>
	muški	9	2	0	3	3	1	0	<i>males</i>
	ženski	13	2	3	1	5	2	0	<i>females</i>
50 i više <i>50 and more</i>	ukupno	2	1	1	0	0	0	0	<i>total</i>
	muški	0	0	0	0	0	0	0	<i>males</i>
	ženski	2	1	1	0	0	0	0	<i>females</i>
nepoznato <i>unknown</i>	ukupno	155	58	33	9	5	5	45	<i>total</i>
	muški	83	33	16	4	3	4	23	<i>males</i>
	ženski	72	25	17	5	2	1	22	<i>females</i>



## 6 - 3.2 Živorodeni (ukupno) prema starosti majke, spolu djeteta i redu rođenja živorođene djece u Republici Srpskoj 2000. god.

*Livebirths (Total) by age of mother age , child sex and the birth order of livebirths*

Starost majke <i>Mother age</i>	Spol djeteta <i>child sex</i>	UKUPNO <i>TOTAL</i>	Prvo <i>First</i>	Drugo <i>Second</i>	Trece <i>Third</i>	Cetvrto <i>Fourth</i>	Peto i više <i>Fifth and more</i>	Nepoznato <i>Unknown</i>	
UKUPNO <i>TOTAL</i>	ukupno	14.191	1.321	6.038	4.868	1.545	294	125	<i>total</i>
	muški	7.319	687	3.125	2.504	800	146	57	<i>males</i>
	ženski	6.872	634	2.913	2.364	745	148	68	<i>females</i>
ispod 15 <i>under 15</i>	ukupno	1	0	1	0	0	0	0	<i>total</i>
	muški	0	0	0	0	0	0	0	<i>males</i>
	ženski	1	0	1	0	0	0	0	<i>females</i>
15-19	ukupno	722	17	632	64	9	0	0	<i>total</i>
	muški	379	7	332	35	5	0	0	<i>males</i>
	ženski	343	10	300	29	4	0	0	<i>females</i>
20-24	ukupno	4.356	112	2.741	1.331	151	18	3	<i>total</i>
	muški	2.229	63	1.393	682	77	13	1	<i>males</i>
	ženski	2.127	49	1.348	649	74	5	2	<i>females</i>
25-29	ukupno	4.310	225	1.601	1.888	498	79	19	<i>total</i>
	muški	2.205	111	841	960	249	37	7	<i>males</i>
	ženski	2.105	114	760	928	249	42	12	<i>females</i>
30-34	ukupno	2.411	135	589	1.031	518	97	41	<i>total</i>
	muški	1.263	66	320	542	273	46	16	<i>males</i>
	ženski	1.148	69	269	489	245	51	25	<i>females</i>
35-39	ukupno	1.126	67	236	418	285	78	42	<i>total</i>
	muški	574	37	121	210	148	37	21	<i>males</i>
	ženski	552	30	115	208	137	41	21	<i>females</i>
40-44	ukupno	262	20	64	78	66	18	16	<i>total</i>
	muški	135	9	29	39	37	11	10	<i>males</i>
	ženski	127	11	35	39	29	7	6	<i>females</i>
45-49	ukupno	12	0	2	6	2	1	1	<i>total</i>
	muški	7	0	2	2	2	1	0	<i>males</i>
	ženski	5	0	0	4	0	0	1	<i>females</i>
50 i više <i>50 and more</i>	ukupno	1	0	0	0	1	0	0	<i>total</i>
	muški	1	0	0	0	1	0	0	<i>males</i>
	ženski	0	0	0	0	0	0	0	<i>females</i>
nepoznato <i>unknown</i>	ukupno	990	745	172	52	15	3	3	<i>total</i>
	muški	526	394	87	34	8	1	2	<i>males</i>
	ženski	464	351	85	18	7	2	1	<i>females</i>

RAZINA OBRADJE BOSNA I HERCEGOVINA  
DATA PROCESSING - LEVEL B&H

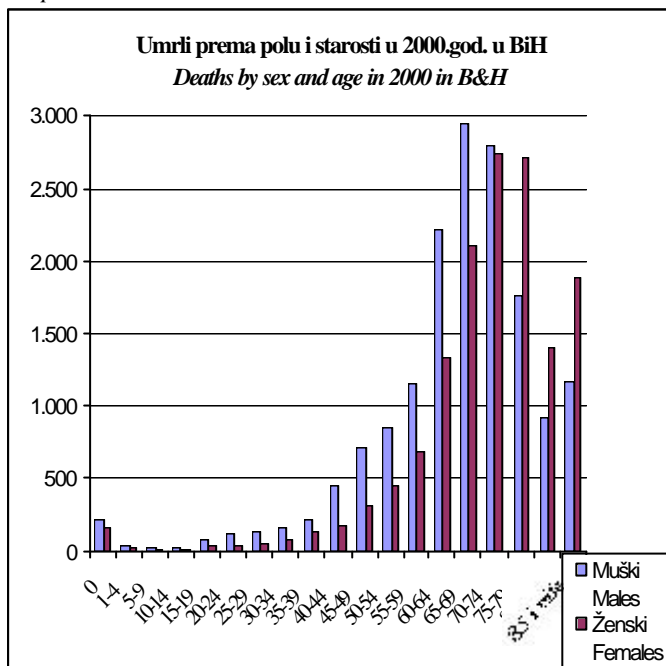
**6 - 1.4 Umrli po grupama starosti i polu 2000.god.**

*Deaths by age and sex*

	Bosna i Hercegovina			Federacija BiH			Republika Srpska		
	Ukupno Total	Muški Males	Ženski Females	Ukupno Total	Muški Males	Ženski Females	Ukupno Total	Muški Males	Ženski Females
dojence infant	383	220	163	280	163	117	103	57	46
1-4	60	39	21	43	29	14	17	10	7
5-9	37	24	13	25	17	8	12	7	5
10-14	52	33	19	38	24	14	14	9	5
15-19	126	90	36	71	54	17	55	36	19
20-24	172	129	43	109	79	30	63	50	13
25-29	198	145	53	117	76	41	81	69	12
30-34	256	170	86	158	99	59	98	71	27
35-39	362	226	136	214	124	90	148	102	46
40-44	621	438	183	361	249	112	260	189	71
45-49	1.023	702	321	570	371	199	453	331	122
50-54	1.284	841	443	747	464	283	537	377	160
55-59	1.832	1.151	681	1.061	650	411	771	501	270
60-64	3.566	2.228	1.338	1.997	1.230	767	1.569	998	571
65-69	5.067	2.951	2.116	2.894	1.685	1.209	2.173	1.266	907
70-74	5.531	2.796	2.735	3.085	1.580	1.505	2.446	1.216	1.230
75-79	4.466	1.759	2.707	2.402	939	1.463	2.064	820	1.244
80-84	2.322	921	1.401	1.250	498	752	1.072	423	649
85 i više 85 and more	3.050	1.160	1.890	1.663	640	1.023	1.387	520	867
nepoznato unknown	74	35	39	27	14	13	47	21	26
<b>Ukupno Total</b>	<b>30.482</b>	<b>16.058</b>	<b>14.424</b>	<b>17.112</b>	<b>8.985</b>	<b>8.127</b>	<b>13.370</b>	<b>7.073</b>	<b>6.297</b>

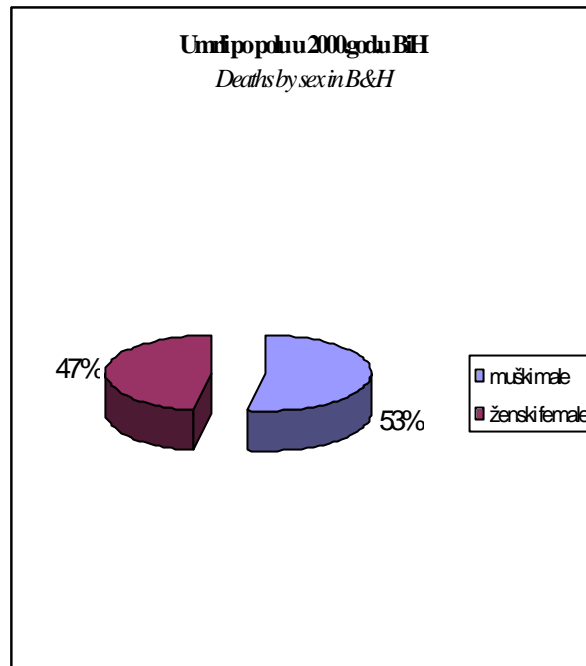
**Grafikon 3:**

*Graph 3:*



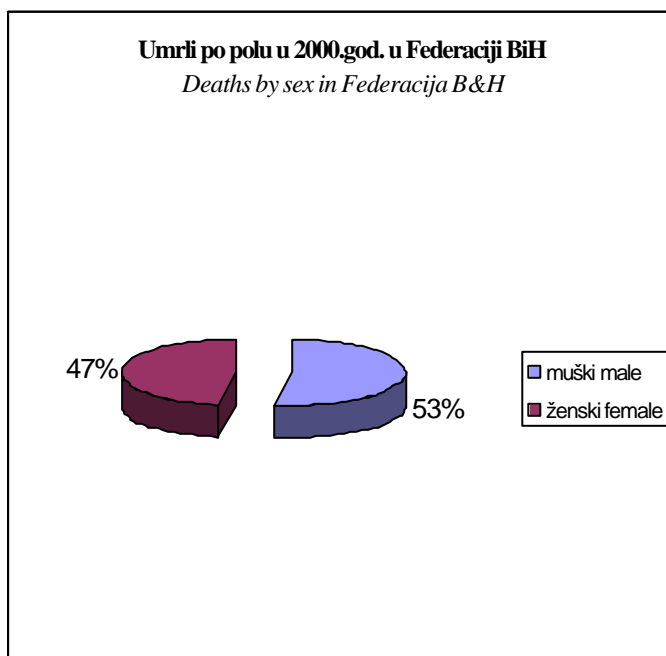
**Grafikon 4:**

*Graph 1:*



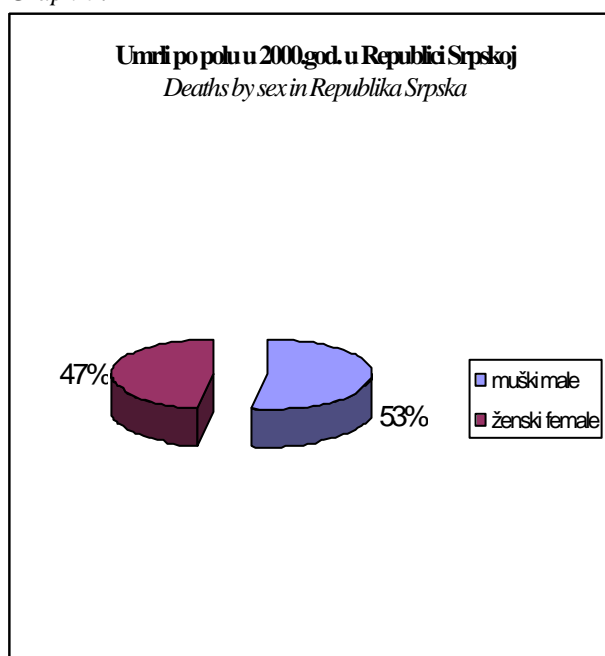
**Grafikon 5:**

*Graph 5:*



**Grafikon 6:**

*Graph 6:*



**6 - 1.5 Umrli po uzroku smrti i spolu prema starosti u 2000.god. u BiH**

SPOL SEX	UKUPNO TOTAL	do 1 godine To 1 year	1-4	5-9	10-14	15-19	20-24	25-29	30-34	35-39
Ukupno / Total	30.482	383	60	37	52	126	172	198	256	362
muški / males	16.058	220	39	24	33	90	129	145	170	226
žensko / females	14.424	163	21	13	19	36	43	53	86	136
<b>Odredene infektivne i parazitne bolesti</b>										
Ukupno / Total	289	16	4	0	3	3	3	4	3	4
muški / males	172	8	3	0	2	2	2	0	1	3
žensko / females	117	8	1	0	1	1	1	4	2	1
<b>Neoplazme</b>										
Ukupno / Total	5.122	3	1	6	3	10	16	27	32	92
muški / males	3.144	1	1	6	2	8	8	15	14	28
žensko / females	1.978	2	0	0	1	2	8	12	18	64
<b>Bolesti krvi i krvotvornih organa i određeni poremećaji imunog sistema</b>										
Ukupno / Total	16	1	0	0	0	0	0	0	2	2
muški / males	5	1	0	0	0	0	0	0	1	2
žensko / females	11	0	0	0	0	0	0	0	1	0
<b>Endokrina i metabolička oboljenja sa poremećajima u ishrani</b>										
Ukupno / Total	838	1	1	1	0	1	3	3	5	5
muški / males	328	1	1	0	0	1	3	2	3	5
žensko / females	510	0	0	1	0	0	0	1	2	0
<b>Mentalni poremećaji i poremećaji ponašanja</b>										
Ukupno / Total	55	0	1	0	0	0	0	0	2	2
muški / males	40	0	0	0	0	0	0	0	1	2
žensko / females	15	0	0	0	0	0	0	0	1	0
<b>Oboljenja nervnog sistema</b>										
Ukupno / Total	165	5	5	3	1	1	5	3	4	5
muški / males	75	2	2	1	0	0	2	1	3	4
žensko / females	90	3	3	2	1	1	3	2	1	1
<b>Oboljenja cirkularnog sistema</b>										
Ukupno / Total	16.283	10	9	5	6	19	18	29	52	70
muški / males	7.810	5	4	3	3	11	14	23	32	43
žensko / females	8.473	5	5	2	3	8	4	6	20	27

## 6 - 1.5 Deaths by cause of death and sex by age in 2000. in B&amp;H

40-44	45-49	50-54	55-59	60-64	65-69	70-74	75-79	80-84	85 i više 85 and over	Nepoznato Unknown
621	1.023	1.284	1.832	3.566	5.067	5.531	4.466	2.322	3.050	74
438	702	841	1.151	2.228	2.951	2.796	1.759	921	1.160	35
183	321	443	681	1.338	2.116	2.735	2.706	1.401	1.890	39
<b><i>Infectious and parasitic diseases (A00-B89)</i></b>										
11	14	17	17	31	47	54	38	14	6	0
8	9	12	14	24	20	28	21	10	5	0
3	5	5	3	7	27	26	16	4	1	0
<b><i>Neoplasms (C00-C97,D00-D48)</i></b>										
147	274	352	486	834	1.092	949	500	176	114	8
79	173	211	309	529	748	597	257	94	61	3
68	101	141	177	305	344	352	243	82	53	5
<b><i>Diseases of the blood and blood-forming organs, disorders involving the immune mechanism</i></b>										
0	0	1	0	3	1	1	2	2	1	0
0	0	0	0	1	0	0	0	0	0	0
0	0	1	0	2	1	1	2	2	1	0
<b><i>Endocrine metabolic and nutritional diseases (E00-E90)</i></b>										
9	13	24	55	110	165	193	162	50	36	1
4	11	13	23	61	70	58	48	12	11	1
5	2	11	32	49	95	135	114	38	25	0
<b><i>Mental and behavioural disorders (F00-F99)</i></b>										
3	7	8	3	5	10	5	4	2	3	0
2	7	6	2	4	9	4	0	2	1	0
1	0	2	1	1	1	1	4	0	2	0
<b><i>Diseases of the nervous system (G00-G99)</i></b>										
3	12	8	15	10	22	29	19	7	8	0
1	6	3	5	3	14	12	10	2	4	0
2	6	5	10	7	8	17	9	5	4	0
<b><i>Diseases of the circulatory system (I00-I99)</i></b>										
200	380	526	807	1.760	2.721	3.239	2.819	1.524	2.062	27
141	255	342	498	1.057	1.474	1.518	1.040	579	758	10
59	125	184	309	703	1.247	1.721	1.779	945	1.304	17

**6 - 1.5 Umrli po uzroku smrti i spolu prema starosti u 2000.god. u BiH**
**- nastavak -**

SPOL SEX	UKUPNO TOTAL	do 1 godine To 1 year	1-4	5-9	10-14	15-19	20-24	25-29	30-34	35-39
<b>Oboljenja respiratornog sistema</b>										
Ukupno / Total	805	7	3	1	3	2	2	3	7	6
muški / males	464	5	2	1	2	0	2	3	4	5
žensko / females	341	2	1	0	1	2	0	0	3	1
<i>Diseases of the digestive system (K00-K93)</i>										
Ukupno / Total	848	3	2	0	1	0	5	7	8	11
muški / males	518	2	0	0	1	0	3	5	6	10
žensko / females	330	1	2	0	0	0	2	2	2	1
<b>Oboljenja kože i potkožnog tkiva</b>										
Ukupno / Total	7	0	0	0	0	1	0	0	0	0
muški / males	2	0	0	0	0	0	0	0	0	0
žensko / females	5	0	0	0	0	1	0	0	0	0
<b>Oboljenja koštano-mišićnog sistema i vezivnog tkiva</b>										
Ukupno / Total	9	0	0	0	0	0	0	0	1	0
muški / males	6	0	0	0	0	0	0	0	1	0
žensko / females	3	0	0	0	0	0	0	0	0	0
<b>Oboljenja genitourinarnog sistema</b>										
Ukupno / Total	433	0	2	0	1	1	0	1	5	12
muški / males	217	0	2	0	1	0	0	0	2	7
žensko / females	216	0	0	0	0	1	0	1	3	5
<b>T rudnoća,porodaj i puerperijum</b>										
Ukupno / Total	2	0	0	0	0	0	0	1	0	1
muški / males	0	0	0	0	0	0	0	0	0	0
žensko / females	2	0	0	0	0	0	0	1	0	1
<b>Odredena stanja porijeklom perinatalnog perioda</b>										
Ukupno / Total	262	262	0	0	0	0	0	0	0	0
muški / males	158	158	0	0	0	0	0	0	0	0
žensko / females	104	104	0	0	0	0	0	0	0	0
<b>Kongenitalne malformacije,deformacije i hromozomske abnormalnosti</b>										
Ukupno / Total	70	53	7	0	1	1	0	1	0	0
muški / males	38	25	5	0	1	1	0	1	0	0
žensko / females	32	28	2	0	0	0	0	0	0	0

6 - 1.5 Deaths by cause of death and sex by age in 2000. in B&H  
- continued -

40-44	45-49	50-54	55-59	60-64	65-69	70-74	75-79	80-84	85 i više 85 and over	Nepoznato Unknown
<i>Diseases of the respiratory system (J00-J99)</i>										
7	16	24	39	109	137	160	145	66	68	0
6	8	17	27	78	91	96	67	28	22	0
1	8	7	12	31	46	64	78	38	46	0
<i>Diseases of the digestive system (K00-K93)</i>										
22	49	67	75	127	151	150	89	53	26	2
19	41	54	52	80	91	80	39	26	8	1
3	8	13	23	47	60	70	50	27	18	1
<i>Diseases of the skin and subcutaneous tissue (L00-L99)</i>										
0	2	0	0	1	1	1	1	0	0	0
0	1	0	0	0	1	0	0	0	0	0
0	1	0	0	1	0	1	1	0	0	0
<i>Diseases of the musculoskeletal system and connective tissue (M00-M99)</i>										
0	0	2	0	1	1	3	0	1	0	0
0	0	0	0	1	1	3	0	0	0	0
0	0	2	0	0	0	0	0	1	0	0
<i>Diseases of the genitourinary system (N00-N99)</i>										
7	14	24	41	65	88	76	59	25	12	0
6	7	12	18	37	40	37	26	14	8	0
1	7	12	23	28	48	39	33	11	4	0
<i>Pregnancy, childbirth and the puerperium (O00-O99)</i>										
0	0	0	0	0	0	0	0	0	0	0
0	0	0	0	0	0	0	0	0	0	0
0	0	0	0	0	0	0	0	0	0	0
<i>Certain conditions originating in the perinatal period (P00-P96)</i>										
0	0	0	0	0	0	0	0	0	0	0
0	0	0	0	0	0	0	0	0	0	0
0	0	0	0	0	0	0	0	0	0	0
<i>Congenital malformations, deformations (Q00-Q99)</i>										
0	2	1	3	1	0	0	0	0	0	0
0	1	1	2	1	0	0	0	0	0	0
0	1	0	1	0	0	0	0	0	0	0

**6 - 1.5 Umrli po uzroku smrti i spolu prema starosti u 2000.god. u BiH**  
**- nastavak -**

SPOL <i>SEX</i>	UKUPNO <i>TOTAL</i>	do 1 godine <i>To 1 year</i>	1-4	5-9	10-14	15-19	20-24	25-29	30-34	35-39
<b>Simptomi,znaci i nenormalni klinicki nalazi i laboratorijski nalazi koji nisu drugdje klasificirani</b>										
Ukupno / <i>Total</i>	2.860	6	5	2	2	9	10	21	29	36
muški / <i>males</i>	1.484	2	4	1	1	7	8	17	18	24
žensko / <i>females</i>	1.376	4	1	1	1	2	2	4	11	12
<b>Povrede,trovanja i drugeposljedice spoljašnjih uzroka</b>										
Ukupno / <i>Total</i>	1.091	1	12	12	20	51	70	66	73	70
muški / <i>males</i>	812	0	11	6	14	37	53	55	59	58
žensko / <i>females</i>	279	1	1	6	6	14	17	11	14	12
<b>Spoljašnji uzroci morbiditeta i mortaliteta</b>										
Ukupno / <i>Total</i>	305	1	3	2	6	21	29	21	19	27
muški / <i>males</i>	234	0	2	2	5	19	28	18	16	22
žensko / <i>females</i>	71	1	1	0	1	2	1	3	3	5
<b>Nepoznato</b>										
Ukupno / <i>Total</i>	1.022	14	5	5	5	6	10	12	13	20
muški / <i>males</i>	551	10	2	4	1	4	6	5	9	13
žensko / <i>females</i>	471	4	3	1	4	2	4	7	4	7



6 - 1.5 Deaths by cause of death and sex by age in 2000. in B&H  
- continued -

40-44	45-49	50-54	55-59	60-64	65-69	70-74	75-79	80-84	85 i više 85 and over	Nepoznato Unknown
<i>Symptoms, signs and abnormal clinical and laboratory findings, not elsewhere classified (R00-R99)</i>										
60	86	111	157	276	341	422	421	286	550	30
45	66	81	107	186	204	216	169	102	211	15
15	20	30	50	90	137	206	252	184	339	15
<i>Injuries, poisoning and consequences of external causes (S00-T98)</i>										
108	90	55	60	102	111	78	49	28	32	3
92	73	41	43	75	78	56	23	16	19	3
16	17	14	17	27	33	22	26	12	13	0
<i>External causes of mortality (V01-Y98)</i>										
24	19	23	20	28	30	18	11	2	0	1
17	12	18	16	22	20	11	4	1	0	1
7	7	5	4	6	10	7	7	1	0	0
<i>Unknown</i>										
20	45	41	54	103	149	153	147	86	132	2
18	32	30	35	69	90	80	55	35	52	1
2	13	11	19	34	59	73	92	51	80	1

**6 - 2.3 Umrli po uzroku smrti i spolu prema starosti u 2000.god. u F BiH**

SPOL SEX	UKUPNO TOTAL	do 1 godine To 1 year	1-4	5-9	10-14	15-19	20-24	25-29	30-34	35-39
Ukupno / Total	17112	280	43	25	38	71	109	117	158	214
muški / males	8985	163	29	17	24	54	79	76	99	124
žensko / females	8127	117	14	8	14	17	30	41	59	90
<b>Odredene infektivne i parazitne bolesti</b>										
Ukupno / Total	195	15	3	0	1	3	2	3	3	3
muški / males	116	8	2	0	1	2	2	0	1	2
žensko / females	79	7	1	0	0	1	0	3	2	1
<b>Neoplazme</b>										
Ukupno / Total	2996	3	1	4	2	6	13	22	21	67
muški / males	1829	1	1	4	1	5	6	10	5	23
žensko / females	1167	2	0	0	1	1	7	12	16	44
<b>Bolesti krvi i krvotvornih organa i određeni poremećaji imunog sistema</b>										
Ukupno / Total	14	1	0	0	0	0	0	0	2	1
muški / males	4	1							1	1
žensko / females	10	0							1	0
<b>Endokrina i metabolička oboljenja sa poremećajima u ishrani</b>										
Ukupno / Total	600	1	1	1	0	0	3	1	3	3
muški / males	237	1	1	0	0	0	3	0	1	3
žensko / females	363	0	0	1	0	0	0	1	2	0
<b>Mentalni poremećaji i poremećaji ponašanja</b>										
Ukupno / Total	26	0	1	0	0	0	0	0	1	1
muški / males	17	0	0	0	0	0	0	0	1	1
žensko / females	9	0	0	0	0	0	0	0	0	0
<b>Oboljenja nervnog sistema</b>										
Ukupno / Total	105	4	5	3	1	0	3	3	3	3
muški / males	49	2	2	1	0	0	1	1	3	2
žensko / females	56	2	3	2	1	0	2	2	0	1
<b>Oboljenja cirkularnog sistema</b>										
Ukupno / Total	9067	10	6	3	4	12	12	18	38	47
muški / males	4378	5	4	2	2	6	9	14	23	25
žensko / females	4689	5	2	1	2	6	3	4	15	22

## 6 - 2.3 Deaths by cause of death and sex by age in 2000. in F B&amp;H

40-44	45-49	50-54	55-59	60-64	65-69	70-74	75-79	80-84	85 i više 85 and over	Nepoznato Unknown
361	570	747	1061	1997	2894	3085	2402	1250	1663	27
249	371	464	650	1230	1685	1580	939	498	640	14
112	199	283	411	767	1209	1505	1462	752	1023	13
<b><i>Infectious and parasitic diseases (A00-B89)</i></b>										
8	6	11	15	18	33	34	23	9	5	0
6	2	8	12	13	14	18	13	8	4	0
2	4	3	3	5	19	16	9	1	1	0
<b><i>Neoplasms (C00-C97,D00-D48)</i></b>										
89	157	212	300	492	604	545	275	99	79	5
46	98	124	193	316	407	346	141	56	44	2
43	59	88	107	176	197	199	134	43	35	3
<b><i>Diseases of the blood and blood-forming organs, disorders involving the immune mechanism</i></b>										
0	0	1	0	2	1	1	2	2	1	0
		0		1	0	0	0	0	0	0
		1		1	1	1	2	2	1	0
<b><i>Endocrine metabolic and nutritional diseases (E00-E90)</i></b>										
6	6	19	38	80	120	151	108	37	22	0
2	5	11	16	43	52	47	36	10	6	0
4	1	8	22	37	68	104	72	27	16	0
<b><i>Mental and behavioural disorders (F00-F99)</i></b>										
2	2	4	1	1	6	2	2	2	1	0
1	2	3	0	1	5	1	0	2	0	0
1	0	1	1	0	1	1	2	0	1	0
<b><i>Diseases of the nervous system (G00-G99)</i></b>										
2	8	4	6	8	14	14	13	4	7	0
1	4	2	2	3	8	5	7	1	4	0
1	4	2	4	5	6	9	6	3	3	0
<b><i>Diseases of the circulatory system (I00-I99)</i></b>										
136	229	318	479	1005	1587	1781	1477	803	1088	14
97	151	190	284	592	875	861	539	300	393	6
39	78	128	195	413	712	920	938	503	695	8

## 6 - 2.3 Umrli po uzroku smrti i spolu prema starosti u 2000.god. u F BiH - nastavak -

SPOL SEX	UKUPNO TOTAL	do 1 godine To 1 year	1-4	5-9	10-14	15-19	20-24	25-29	30-34	35-39
<b>Oboljenja respiratornog sistema</b>										
Ukupno / Total	538	6	2	1	3	2	1	3	4	3
muški / males	321	4	2	1	2	0	1	3	2	3
žensko / females	217	2	0	0	1	2	0	0	2	0
<b>Diseases of the digestive system (K00-K93)</b>										
Ukupno / Total	522	2	1	0	0	0	3	3	7	9
muški / males	301	2	0	0	0	0	1	1	6	8
žensko / females	221	0	1	0	0	0	2	2	1	1
<b>Oboljenja kože i potkožnog tkiva</b>										
Ukupno / Total	5	0	0	0	0	1	0	0	0	0
muški / males	1					0				
žensko / females	4					1				
<b>Oboljenja koštano-mišićnog sistema i vezivnog tkiva</b>										
Ukupno / Total	9	0	0	0	0	0	0	0	1	0
muški / males	6								1	
žensko / females	3								0	
<b>Oboljenja genitourinarnog sistema</b>										
Ukupno / Total	219	0	1	0	1	0	0	1	1	5
muški / males	107	0	1	0	1	0	0	0	0	3
žensko / females	112	0	0	0	0	0	0	1	1	2
<b>T rudnoća,porodaj i puerperijum</b>										
Ukupno / Total	2	0	0	0	0	0	0	1	0	1
muški / males	0							0	0	0
žensko / females	2							1	0	1
<b>Odredena stanja porijeklom perinatalnog perioda</b>										
Ukupno / Total	181	181								
muški / males	110	110								
žensko / females	71	71								
<b>Kongenitalne malformacije,deformacije i hromozomske abnormalnosti</b>										
Ukupno / Total	51	38	3	0	1	1	0	1	0	0
muški / males	28	18	2	0	1	1	0	1		
žensko / females	23	20	1	0	0	0	0	0		

6 - 2.3 Deaths by cause of death and sex by age in 2000. in F B&H  
- continued -

40-44	45-49	50-54	55-59	60-64	65-69	70-74	75-79	80-84	85 i više 85 and over	Nepoznato Unknown
<b><i>Diseases of the respiratory system (J00-J99)</i></b>										
5	15	16	28	70	95	102	99	42	41	0
4	7	11	19	50	63	67	43	22	17	0
1	8	5	9	20	32	35	56	20	24	0
<b><i>Diseases of the digestive system (K00-K93)</i></b>										
14	30	37	50	77	96	95	52	28	16	2
13	23	27	32	46	57	44	20	14	6	1
1	7	10	18	31	39	51	32	14	10	1
<b><i>Diseases of the skin and subcutaneous tissue (L00-L99)</i></b>										
0	1	0	0	1	0	1	1	0	0	0
	1			0		0	0			
	0			1		1	1			
<b><i>Diseases of the musculoskeletal system and connective tissue (M00-M99)</i></b>										
0	0	2	0	1	1	3	0	1	0	0
		0		1	1	3		0		
		2		0	0	0		1		
<b><i>Diseases of the genitourinary system (N00-N99)</i></b>										
3	6	13	21	33	44	37	34	13	6	0
2	3	7	6	21	18	18	14	8	5	0
1	3	6	15	12	26	19	20	5	1	0
<b><i>Pregnancy, childbirth and the puerperium (O00-O99)</i></b>										
<b><i>Certain conditions originating in the perinatal period (P00-P96)</i></b>										
<b><i>Congenital malformations, deformations (Q00-Q99)</i></b>										
0	2	1	3	1	0	0	0	0	0	0
	1	1	2	1						
	1	0	1	0						

**6 - 2.3 Umrli po uzroku smrti i spolu prema starosti u 2000.god. u F BiH**  
**- nastavak -**

SPOL SEX	UKUPNO TOTAL	do 1 godine To 1 year	1-4	5-9	10-14	15-19	20-24	25-29	30-34	35-39
<b>Simptomi,znaci i nenormalni klinicki nalazi i laboratorijski nalazi koji nisu drugdje klasificirani</b>										
Ukupno / Total	866	3	2	1	0	1	4	6	9	8
muški / males	425	1	2	1	0	1	4	6	5	4
žensko / females	441	2	0	0	0	0	0	0	4	4
<b>Povrede,trovanja i drugeposljedice spoljašnjih uzroka</b>										
Ukupno / Total	389	1	9	5	14	18	28	23	32	17
muški / males	271	0	8	2	10	16	18	17	25	14
žensko / females	118	1	1	3	4	2	10	6	7	3
<b>Spoljašnji uzroci morbiditeta i mortaliteta</b>										
Ukupno / Total	305	1	3	2	6	21	29	21	19	27
muški / males	234	0	2	2	5	19	28	18	16	22
žensko / females	71	1	1	0	1	2	1	3	3	5
<b>Nepoznato</b>										
Ukupno / Total	1022	14	5	5	5	6	10	12	13	20
muški / males	551	10	2	4	1	4	6	5	9	13
žensko / females	471	4	3	1	4	2	4	7	4	7

6 - 2.3 Deaths by cause of death and sex by age in 2000. in F B&H  
- continued -

40-44	45-49	50-54	55-59	60-64	65-69	70-74	75-79	80-84	85 i više 85 and over	Nepoznato Unknown
<i>Symptoms,sings and abnormal clincal and laboratory findings,not elsewhere classified (R00-R99)</i>										
12	17	31	27	52	75	115	140	110	253	0
11	12	23	17	33	48	60	59	35	103	0
1	5	8	10	19	27	55	81	75	150	0
<i>Injuries,poisoing and consequences of external causes (S00-T98)</i>										
40	27	14	19	25	39	33	18	12	12	3
31	18	9	16	18	27	19	8	6	6	3
9	9	5	3	7	12	14	10	6	6	0
<i>External causes of mortality (V01-Y98)</i>										
24	19	23	20	28	30	18	11	2	0	1
17	12	18	16	22	20	11	4	1	0	1
7	7	5	4	6	10	7	7	1	0	0
<i>Unknown</i>										
20	45	41	54	103	149	153	147	86	132	2
18	32	30	35	69	90	80	55	35	52	1
2	13	11	19	34	59	73	92	51	80	1

6 - 3.2 Umrli po uzroku smrti i spolu prema starosti u 2000.god. u RS

SPOL SEX	UKUPNO TOTAL	do 1 godine To 1 year	1-4	5-9	10-14	15-19	20-24	25-29	30-34	35-39
Ukupno / Total	13370	103	17	12	14	55	63	81	98	148
muški / males	7073	57	10	7	9	36	50	69	71	102
žensko / females	6297	46	7	5	5	19	13	12	27	46
<b>Odredene infektivne i parazitne bolesti</b>										
Ukupno / Total	94	1	1	0	2	0	1	1	0	1
muški / males	56	0	1	0	1	0	0	0	0	1
žensko / females	38	1	0	0	1	0	1	1	0	0
<b>Neoplazme</b>										
Ukupno / Total	2126	0	0	2	1	4	3	5	11	25
muški / males	1315	0	0	2	1	3	2	5	9	5
žensko / females	811	0	0	0	0	1	1	0	2	20
<b>Bolesti krvi i krvotvornih organa i određeni poremećaji imunog sistema</b>										
Ukupno / Total	2	0	0	0	0	0	0	0	0	1
muški / males	1	0	0	0	0	0	0	0	0	1
žensko / females	1	0	0	0	0	0	0	0	0	0
<b>Endokrini i metabolička oboljenja sa poremećajima u ishrani</b>										
Ukupno / Total	238	0	0	0	0	1	0	2	2	2
muški / males	91	0	0	0	0	1	0	2	2	2
žensko / females	147	0	0	0	0	0	0	0	0	0
<b>Mentalni poremećaji i poremećaji ponašanja</b>										
Ukupno / Total	29	0	0	0	0	0	0	0	1	1
muški / males	23	0	0	0	0	0	0	0	0	1
žensko / females	6	0	0	0	0	0	0	0	1	0
<b>Oboljenja nervnog sistema</b>										
Ukupno / Total	60	1	0	0	0	1	2	0	1	2
muški / males	26	0	0	0	0	0	1	0	0	2
žensko / females	34	1	0	0	0	1	1	0	1	0
<b>Oboljenja cirkularnog sistema</b>										
Ukupno / Total	7216	0	3	2	2	7	6	11	14	23
muški / males	3432	0	0	1	1	5	5	9	9	18
žensko / females	3784	0	3	1	1	2	1	2	5	5
<b>Oboljenja respiratornog sistema</b>										
Ukupno / Total	267	1	1	0	0	0	1	0	3	3
muški / males	143	1	0	0	0	0	1	0	2	2
žensko / females	124	0	1	0	0	0	0	0	1	1



## 6 - 3.2 Deaths by cause of death and sex by age in 2000. in RS

40-44	45-49	50-54	55-59	60-64	65-69	70-74	75-79	80-84	85 i više 85 and over	Nepoznato Unknown
260	453	537	771	1569	2173	2446	2064	1072	1387	47
189	331	377	501	998	1266	1216	820	423	520	21
71	122	160	270	571	907	1230	1244	649	867	26
<b><i>Infectious and parasitic diseases (A00-B89)</i></b>										
3	8	6	2	13	14	20	15	5	1	0
2	7	4	2	11	6	10	8	2	1	0
1	1	2	0	2	8	10	7	3	0	0
<b><i>Neoplasms (C00-C97,D00-D48)</i></b>										
58	117	140	186	342	488	404	225	77	35	3
33	75	87	116	213	341	251	116	38	17	1
25	42	53	70	129	147	153	109	39	18	2
<b><i>Diseases of the blood and blood-forming organs, disorders involving the immune mechanism</i></b>										
0	0	0	0	1	0	0	0	0	0	0
0	0	0	0	0	0	0	0	0	0	0
0	0	0	0	1	0	0	0	0	0	0
<b><i>Endocrine metabolic and nutritional diseases (E00-E90)</i></b>										
3	7	5	17	30	45	42	54	13	14	1
2	6	2	7	18	18	11	12	2	5	1
1	1	3	10	12	27	31	42	11	9	0
<b><i>Mental and behavioural disorders (F00-F99)</i></b>										
1	5	4	2	4	4	3	2	0	2	0
1	5	3	2	3	4	3	0	0	1	0
0	0	1	0	1	0	0	2	0	1	0
<b><i>Diseases of the nervous system (G00-G99)</i></b>										
1	4	4	9	2	8	15	6	3	1	0
0	2	1	3	0	6	7	3	1	0	0
1	2	3	6	2	2	8	3	2	1	0
<b><i>Diseases of the circulatory system (I00-I99)</i></b>										
64	151	208	328	755	1134	1458	1342	721	974	13
44	104	152	214	465	599	657	501	279	365	4
20	47	56	114	290	535	801	841	442	609	9
<b><i>Diseases of the respiratory system (J00-J99)</i></b>										
2	1	8	11	39	42	58	46	24	27	0
2	1	6	8	28	28	29	24	6	5	0
0	0	2	3	11	14	29	22	18	22	0

**6 - 3.2 Umrli po uzroku smrti i spolu prema starosti u 2000.god. u RS**  
**- nastavak -**

SPOL SEX	UKUPNO TOTAL	do 1 godine To 1 year	1-4	5-9	10-14	15-19	20-24	25-29	30-34	35-39
<b>Diseases of the digestive system (K00-K93)</b>										
Ukupno / Total	326	1	1	0	1	0	2	4	1	2
muški / males	217	0	0	0	1	0	2	4	0	2
žensko / females	109	1	1	0	0	0	0	0	1	0
<b>Oboljenja kože i potkožnog tkiva</b>										
Ukupno / Total	2	0	0	0	0	0	0	0	0	0
muški / males	1									
žensko / females	1									
<b>Oboljenja koštano-mišićnog sistema i vezivnog tkiva</b>										
Ukupno / Total	0									
muški / males	0									
žensko / females	0									
<b>Oboljenja genitourinarnog sistema</b>										
Ukupno / Total	214	0	1	0	0	1	0	0	4	7
muški / males	110	0	1	0	0	0	0	0	2	4
žensko / females	104	0	0	0	0	1	0	0	2	3
<b>T rudnoća,porodaj i puerperijum</b>										
Ukupno / Total	0									
muški / males	0									
žensko / females	0									
<b>Određena stanja porijeklom perinatalnog perioda</b>										
Ukupno / Total	81	81								
muški / males	48	48								
žensko / females	33	33								
<b>Kongenitalne malformacije,deformacije i hromozomske abnormalnosti</b>										
Ukupno / Total	19	15	4							
muški / males	10	7	3							
žensko / females	9	8	1							
<b>Simptomi,znaci i nenormalni klinicki nalazi i laboratorijski nalazi koji nisu drugdje klasificirani</b>										
Ukupno / Total	1994	3	3	1	2	8	6	15	20	28
muški / males	1059	1	2	0	1	6	4	11	13	20
žensko / females	935	2	1	1	1	2	2	4	7	8
<b>Povrede,trovanja i drugeposljedice spoljašnjih uzroka</b>										
Ukupno / Total	702	0	3	7	6	33	42	43	41	53
muški / males	541	0	3	4	4	21	35	38	34	44
žensko / females	161	0	0	3	2	12	7	5	7	9

6 - 3.2 Deaths by cause of death and sex by age in 2000. in RS  
- continued -

40-44	45-49	50-54	55-59	60-64	65-69	70-74	75-79	80-84	85 i više 85 and over	Nepoznato Unknown
<i>Diseases of the digestive system (K00-K93)</i>										
8	19	30	25	50	55	55	37	25	10	0
6	18	27	20	34	34	36	19	12	2	0
2	1	3	5	16	21	19	18	13	8	0
<i>Diseases of the skin and subcutaneous tissue (L00-L99)</i>										
0	1	0	0	0	1	0	0	0	0	0
	0				1					
	1				0					
<i>Diseases of the musculoskeletal system and connective tissue (M00-M99)</i>										
<i>Diseases of the genitourinary system (N00-N99)</i>										
4	8	11	20	32	44	39	25	12	6	0
4	4	5	12	16	22	19	12	6	3	0
0	4	6	8	16	22	20	13	6	3	0
<i>Pregnancy, childbirth and the puerperium (O00-O99)</i>										
<i>Certain conditions originating in the perinatal period (P00-P96)</i>										
<i>Congenital malformations, deformations (Q00-Q99)</i>										
<i>Symptoms, signs and abnormal clinical and laboratory findings, not elsewhere classified (R00-R99)</i>										
48	69	80	130	224	266	307	281	176	297	30
34	54	58	90	153	156	156	110	67	108	15
14	15	22	40	71	110	151	171	109	189	15
<i>Injuries, poisoning and consequences of external causes (S00-T98)</i>										
68	63	41	41	77	72	45	31	16	20	0
61	55	32	27	57	51	37	15	10	13	0
7	8	9	14	20	21	8	16	6	7	0

**6 - 1.6 Umrla dojenčad po uzroku smrti i spolu prema starosti u  
2000.god. u 2000. god u BiH**

SPOL SEX	UKUPNO TOTAL	0-24 sata 0-24 hours	1 dana day	2 dana days	3 dana days	4 dana days	5 dana days	6dana days	7-13dana days	14-20dana days	21-27dana days
Ukupno / Total	383	82	65	33	33	22	12	11	27	14	4
muški / males	220	45	42	10	22	14	6	6	16	11	3
žensko / females	163	37	23	23	11	8	6	5	11	3	1
<i>Odredene infektivne i parazitarne bolesti</i>											
Ukupno / Total	16	0	0	0	0	1	0	0	1	4	2
muški / males	8	0	0	0	0	1	0	0	0	3	2
žensko / females	8	0	0	0	0	0	0	0	1	1	0
<i>Neoplasms (C00-C97,D00-D48)</i>											
Ukupno / Total	3	0	1	0	0	0	0	0	0	0	0
muški / males	2	0	0	0	0	0	0	0	0	0	0
žensko / females	1	0	1	0	0	0	0	0	0	0	0
<i>Bolesti krvi i krvotvornih organa i određeni poremećaji imunog sistema</i>											
Ukupno / Total	1	0	0	0	0	0	0	0	0	0	0
muški / males	1	0	0	0	0	0	0	0	0	0	0
žensko / females	0	0	0	0	0	0	0	0	0	0	0
<i>Endokrini i metabolička oboljenja sa poremećajima u ishrani</i>											
Ukupno / Total	1	0	0	0	0	0	0	0	0	0	0
muški / males	1	0	0	0	0	0	0	0	0	0	0
žensko / females	0	0	0	0	0	0	0	0	0	0	0
<i>Oboljenja nervnog sistema</i>											
Ukupno / Total	5	1	0	0	0	0	0	0	0	0	0
muški / males	2	1	0	0	0	0	0	0	0	0	0
žensko / females	3	0	0	0	0	0	0	0	0	0	0
<i>Oboljenja cirkularnog sistema</i>											
Ukupno / Total	10	1	1	2	2	0	1	0	0	0	0
muški / males	5	0	1	1	1	0	0	0	0	0	0
žensko / females	5	1	0	1	1	0	1	0	0	0	0

6 - 1.6 Infant deaths by cause of death and sex by age  
in 2000. in B&H

28-29dana days	1mjesecc month	2mjesecca months	3mjesecca months	4mjesecca months	5mjesecci months	6mjesecci months	7mjesecci months	8mjesecci months	9mjesecci months	10mjesecci months	11mjesecci months
2	12	13	15	8	6	4	9	2	4	2	3
0	5	9	10	2	5	3	3	2	4	2	0
2	7	4	5	6	1	1	6	0	0	0	3
<i>Infectious and parasitic diseases (A00-B89)</i>											
0	0	1	1	2	0	1	1	0	0	0	2
0	0	0	1	0	0	1	0	0	0	0	0
0	0	1	0	2	0	0	1	0	0	0	2
<i>Neoplasms (C00-C97,D00-D48)</i>											
0	0	0	1	0	0	0	1	0	0	0	0
0	0	0	1	0	0	0	0	0	0	0	0
0	0	0	0	0	0	0	1	0	0	0	0
<i>Diseases of the blood and blood-forming organs, disorders involving the immune mechanism (D50-D89)</i>											
0	1	0	0	0	0	0	0	0	0	0	0
0	1	0	0	0	0	0	0	0	0	0	0
0	0	0	0	0	0	0	0	0	0	0	0
<i>Endocrine metabolic and nutritional diseases (E00-E90)</i>											
0	0	0	0	0	0	0	1	0	0	0	0
0	0	0	0	0	0	0	1	0	0	0	0
0	0	0	0	0	0	0	0	0	0	0	0
<i>Diseases of the nervous system (G00-G99)</i>											
0	2	0	1	0	0	0	1	0	0	0	0
0	1	0	0	0	0	0	0	0	0	0	0
0	1	0	1	0	0	0	1	0	0	0	0
<i>Diseases of the circulatory system (I00-I99)</i>											
0	0	1	1	0	0	0	1	0	0	0	0
0	0	0	1	0	0	0	1	0	0	0	0
0	0	1	0	0	0	0	0	0	0	0	0

**6 - 1.6 Umrla dojenčad po uzroku smrti i spolu prema starosti u  
2000.god. u BiH  
- nastavak -**

SPOL SEX	UKUPNO TOTAL	0-24 sata 0-24 hours	1 dana day	2 dana days	3 dana days	4 dana days	5 dana days	6dana days	7-13dana days	14-20dana days	21-27dana days	
<i>Oboljenja respiratornog sistema</i>												
Ukupno / Total	7	1	0	0	0	0	0	0	0	1	0	0
muški / males	5	1	0	0	0	0	0	0	0	0	0	0
žensko / females	2	0	0	0	0	0	0	0	0	1	0	0
<i>Oboljenja digestivnog trakta</i>												
Ukupno / Total	3	0	0	0	0	0	0	0	0	0	0	0
muški / males	2	0	0	0	0	0	0	0	0	0	0	0
žensko / females	1	0	0	0	0	0	0	0	0	0	0	0
<i>Odredena stanja porijeklom perinatalnog perioda</i>												
Ukupno / Total	262	64	51	28	30	19	11	9	19	7	2	
muški / males	158	38	35	9	20	12	6	6	13	5	1	
žensko / females	104	26	16	19	10	7	5	3	6	2	1	
<i>Kongenitalne malformacije, deformacije i hromozomske abnormalnosti</i>												
Ukupno / Total	53	12	9	2	0	1	0	2	5	3	0	
muški / males	25	5	5	0	0	1	0	0	2	3	0	
žensko / females	28	7	4	2	0	0	0	2	3	0	0	
<i>Simptomi, znaci i nenormalni klinicki nalazi i laboratorijski nalazi koji nisu drugdje klasificirani</i>												
Ukupno / Total	6	1	1	0	0	0	0	0	0	0	0	
muški / males	2	0	0	0	0	0	0	0	0	0	0	
žensko / females	4	1	1	0	0	0	0	0	0	0	0	
<i>Povrede, trovanja i druge posljedice spoljašnjih uzroka</i>												
Ukupno / Total	1	0	0	0	0	1	0	0	0	0	0	
muški / males	0	0	0	0	0	0	0	0	0	0	0	
žensko / females	1	0	0	0	0	1	0	0	0	0	0	
<i>Spoljašnji uzroci morbiditeta i mortaliteta</i>												
Ukupno / Total	1	0	0	0	0	0	0	0	0	0	0	
muški / males	0	0	0	0	0	0	0	0	0	0	0	
žensko / females	1	0	0	0	0	0	0	0	0	0	0	
<i>Nepoznato</i>												
Ukupno / Total	14	2	2	1	1	0	0	0	1	0	0	
muški / males	10	0	1	0	1	0	0	0	1	0	0	
žensko / females	4	2	1	1	0	0	0	0	0	0	0	

6 - 1.6 Infant deaths by cause of death and sex by age  
in 2000. in B&H  
- continued -

28-29dana days	1mjesecc month	2mjesecca months	3mjesecca months	4mjesecca months	5mjesecci months	6mjesecci months	7mjesecci months	8mjesecci months	9mjesecci months	10mjesecci months	11mjesecci months
<i>Diseases of the respiratory system (J00-J99)</i>											
0	0	1	0	0	1	0	1	0	1	1	0
0	0	1	0	0	0	0	1	0	1	1	0
0	0	0	0	0	1	0	0	0	0	0	0
<i>Diseases of the digestive system (K00-K93)</i>											
0	1	1	0	0	1	0	0	0	0	0	0
0	0	1	0	0	1	0	0	0	0	0	0
0	1	0	0	0	0	0	0	0	0	0	0
<i>Certain conditions originating in the perinatal period (P00-P96)</i>											
1	5	4	5	1	0	1	2	1	1	1	0
0	2	3	4	0	0	1	0	1	1	1	0
1	3	1	1	1	0	0	2	0	0	0	0
<i>Congenital malformations,deformations (Q00-Q99)</i>											
1	0	3	3	5	2	2	1	0	2	0	0
0	0	2	0	2	2	1	0	0	2	0	0
1	0	1	3	3	0	1	1	0	0	0	0
<i>Symptoms,sings and abnormal clinical and laboratory findings,not elsewhere classified (R00-R99)</i>											
0	2	1	0	0	1	0	0	0	0	0	0
0	0	1	0	0	1	0	0	0	0	0	0
0	2	0	0	0	0	0	0	0	0	0	0
<i>Injuries,poisoing and consequences of external causes (S00-T98)</i>											
0	0	0	0	0	0	0	0	0	0	0	0
0	0	0	0	0	0	0	0	0	0	0	0
0	0	0	0	0	0	0	0	0	0	0	0
<i>External causes of mortality (V01-Y98)</i>											
0	0	0	0	0	0	0	0	0	0	0	1
0	0	0	0	0	0	0	0	0	0	0	0
0	0	0	0	0	0	0	0	0	0	0	1
<i>Unknown</i>											
0	1	1	3	0	1	0	0	1	0	0	0
0	1	1	3	0	1	0	0	1	0	0	0
0	0	0	0	0	0	0	0	0	0	0	0

**6 - 2.4 Umrla dojenčad po uzroku smrti i spolu prema starosti u  
2000.god. u 2000. god u Federaciji BiH**

SPOL SEX	UKUPNO TOTAL	0-24 sata 0-24 hours	1 dana day	2 dana days	3 dana days	4 dana days	5 dana days	6dana days	7-13dana days	14-20dana days	21-27dana days
Ukupno/Total	280	46	38	28	27	19	9	6	23	11	3
muški / males	163	28	23	8	19	11	4	4	14	8	3
žensko / females	117	18	15	20	8	8	5	2	9	3	0
<i>Odredene infektivne i parazitarne bolesti</i>											
Ukupno/Total	15	0	0	0	0	1	0	0	1	4	2
muški / males	8	0	0	0	0	1	0	0	0	3	2
žensko / females	7	0	0	0	0	0	0	0	1	1	0
<i>Neoplasms (C00-C97,D00-D48)</i>											
Ukupno/Total	3		1								
muški / males	2		0								
žensko / females	1		1								
<i>Endokrini i metabolička oboljenja sa poremećajima u ishrani</i>											
Ukupno/Total	1										
muški / males	1										
žensko / females	0										
<i>Oboljenja nervnog sistema</i>											
Ukupno/Total	1										
muški / males	1										
žensko / females	0										
<i>Oboljenja nervnog sistema</i>											
Ukupno/Total	4	1									
muški / males	2	1									
žensko / females	2	0									
<i>Oboljenja cirkularnog sistema</i>											
Ukupno/Total	10	1	1	2	2		1				
muški / males	5	0	1	1	1		0				
žensko / females	5	1	0	1	1		1				



6 - 2.4 Infant deaths by cause of death and sex by age  
in 2000. in Federation B&H

28-29dana days	1mjesecc month	2mjesecca months	3mjesecca months	4mjesecca months	5mjesecci months	6mjesecci months	7mjesecci months	8mjesecci months	9mjesecci months	10mjesecci months	11mjesecci months
2	8	13	14	7	5	3	8	2	4	2	2
0	4	9	10	2	4	2	2	2	4	2	0
2	4	4	4	5	1	1	6	0	0	0	2
<i>Infectious and parasitic diseases (A00-B89)</i>											
0	0	1	1	2	0	1	1	0	0	0	1
0	0	0	1	0	0	1	0	0	0	0	0
0	0	1	0	2	0	0	1	0	0	0	1
<i>Neoplasms (C00-C97,D00-D48)</i>											
			1				1				
			1				0				
			0				1				
<i>Endocrine metabolic and nutritional diseases (E00-E90)</i>											
	1										
	1										
	0										
<i>Diseases of the nervous system (G00-G99)</i>											
							1				
							1				
							0				
<i>Diseases of the nervous system (G00-G99)</i>											
	2						1				
	1						0				
	1						1				
<i>Diseases of the circulatory system (I00-I99)</i>											
		1	1				1				
		0	1				1				
		1	0				0				

**6 - 2.4 Umrli dojenčad po uzroku smrti i spolu prema starosti u  
2000.god. u Federaciji BiH  
- nastavak -**

SPOL SEX	UKUPNO TOTAL	0-24 sata 0-24 hours	1 dana day	2 dana days	3 dana days	4 dana days	5 dana days	6dana days	7-13dana days	14-20dana days	21-27dana days
<i>Oboljenja respiratornog sistema</i>											
Ukupno / Total	6		1							1	
muški / males	4		1							0	
žensko / females	2		0							1	
<i>Oboljenja digestivnog trakta</i>											
Ukupno / Total	2										
muški / males	2										
žensko / females	0										
<i>Odredena stanja porijeklom perinatalnog perioda</i>											
Ukupno / Total	181	34	27	23	24	17	8	5	16	5	1
muški / males	110	24	17	7	17	10	4	4	11	3	1
žensko / females	71	10	10	16	7	7	4	1	5	2	0
<i>Kongenitalne malformacije, deformacije i hromozomske abnormalnosti</i>											
Ukupno / Total	38	6	6	2				1	4	2	
muški / males	18	2	4	0				0	2	2	
žensko / females	20	4	2	2				1	2	0	
<i>Simptomi, znaci i nenormalni klinicki nalazi i laboratorijski nalazi koji nisu drugdje klasificirani</i>											
Ukupno / Total	3		1	1							
muški / males	1		0	0							
žensko / females	2		1	1							
<i>Povrede, trovanja i druge posljedice spoljašnjih uzroka</i>											
Ukupno / Total	1						1				
muški / males	0						0				
žensko / females	1						1				
<i>Spoljašnji uzroci morbiditeta i mortaliteta</i>											
Ukupno / Total	1										
muški / males	0										
žensko / females	1										
<i>Nepoznato</i>											
Ukupno / Total	14	2	2	1	1				1		
muški / males	10	0	1	0	1				1		
žensko / females	4	2	1	1	0				0		

6 - 2.4 Infant deaths by cause of death and sex by age  
in 2000. in Federation B&H  
- continued -

28-29dana days	1mjesecc month	2mjesecca months	3mjesecca months	4mjesecca months	5mjesecci months	6mjesecci months	7mjesecci months	8mjesecci months	9mjesecci months	10mjesecci months	11mjesecci months
<i>Diseases of the respiratory system (J00-J99)</i>											
			1			1			1		1
			1			0			1		1
			0			1			0		0
<i>Diseases of the digestive system (K00-K93)</i>											
			1			1					
			1			1					
			0			0					
<i>Certain conditions originating in the perinatal period (P00-P96)</i>											
1	4	4	5	1		1	2	1	1	1	0
0	1	3	4	0		1	0	1	1	1	0
1	3	1	1	1		0	2	0	0	0	0
<i>Congenital malformations,deformations (Q00-Q99)</i>											
1		3	3	4	2	1	1		2	0	0
0		2	0	2	2	0	0		2	0	0
1		1	3	2	0	1	1		0	0	0
<i>Symptoms,sings and abnormal clinical and laboratory findings,not elsewhere classified (R00-R99)</i>											
			1								
			1								
			0								
<i>Injuries,poisoing and consequences of external causes (S00-T98)</i>											
<i>External causes of mortality (V01-Y98)</i>											
											1
											0
											1
<i>Unknown</i>											
		1	1	3		1			1		
		1	1	3		1			1		
		0	0	0		0			0		

**6 - 3.3 Umrla dojenčad po uzroku smrti i spolu prema starosti u  
2000.god. u Republici Srpskoj**

SPOL SEX	UKUPNO TOTAL	0-24 sata 0-24 hours	1 dana day	2 dana days	3 dana days	4 dana days	5 dana days	6dana days	7-13dana days	14-20dana days	21-27dana days
Ukupno/Total	103	36	27	5	6	3	3	5	4	3	1
muški / males	57	17	19	2	3	3	2	2	2	3	0
žensko / females	46	19	8	3	3	0	1	3	2	0	1
<i>Odredene infektivne i parazitne bolesti</i>											
Ukupno/Total	1										
muški / males	0										
žensko / females	1										
<i>Neoplasms (C00-C97,D00-D48)</i>											
Ukupno/Total	0										
muški / males	0										
žensko / females	0										
<i>Bolesti krvi i krvotvornih organa i određeni poremećaji imunog sistema</i>											
Ukupno/Total	0										
muški / males	0										
žensko / females	0										
<i>Endokrina i metabolička oboljenja sa poremećajima u ishrani</i>											
Ukupno/Total	0										
muški / males	0										
žensko / females	0										
<i>Oboljenja nervnog sistema</i>											
Ukupno/Total	1										
muški / males	0										
žensko / females	1										
<i>Oboljenja cirkularnog sistema</i>											
Ukupno/Total	0										
muški / males	0										
žensko / females	0										

6 - 3.3 Infant deaths by cause of death and sex by age  
in 2000. in Republic Srpska

28-29dana days	1mjesecc month	2mjesecca months	3mjesecca months	4mjesecca months	5mjesecci months	6mjesecci months	7mjesecci months	8mjesecci months	9mjesecci months	10mjesecci months	11mjesecci months
0	4	0	1	1	1	1	1	0	0	0	1
0	1	0	0	0	1	1	1	0	0	0	0
0	3	0	1	1	0	0	0	0	0	0	1
<i>Infectious and parasitic diseases (A00-B89)</i>											
											1
											0
											1
<i>Neoplasms (C00-C97,D00-D48)</i>											
<i>Diseases of the blood and blood-forming organs, disorders involving the immune mechanism (D50-D89)</i>											
<i>Endocrine metabolic and nutritional diseases (E00-E90)</i>											
<i>Diseases of the nervous system (G00-G99)</i>											
											1
											0
											1
<i>Diseases of the circulatory system (I00-I99)</i>											

**6 - 3.3 Umrta dojenčad po uzroku smrti i spolu prema starosti u  
2000.god. u Republici Srpskoj  
- nastavak -**

SPOL SEX	UKUPNO TOTAL	0-24 sata 0-24 hours	1 dana day	2 dana days	3 dana days	4 dana days	5 dana days	6dana days	7-13dana days	14-20dana days	21-27dana days
<i>Oboljenja respiratornog sistema</i>											
Ukupno / Total	1										
muški / males	1										
žensko / females	0										
<i>Oboljenja digestivnog trakta</i>											
Ukupno / Total	1										
muški / males	0										
žensko / females	1										
<i>Odredena stanja porijeklom perinatalnog perioda</i>											
Ukupno / Total	81	30	24	5	6	2	3	4	3	2	1
muški / males	48	14	18	2	3	2	2	2	2	2	0
žensko / females	33	16	6	3	3	0	1	2	1	0	1
<i>Kongenitalne malformacije, deformacije i hromozomske abnormalnosti</i>											
Ukupno / Total	15	6	3	0	0	1	0	1	1	1	0
muški / males	7	3	1	0	0	1	0	0	0	1	0
žensko / females	8	3	2	0	0	0	0	1	1	0	0
<i>Simptomi, znaci i nenormalni klinicki nalazi i laboratorijski nalazi koji nisu drugdje klasificirani</i>											
Ukupno / Total	3	0	0	0	0	0	0	0	0	0	0
muški / males	1	0	0	0	0	0	0	0	0	0	0
žensko / females	2	0	0	0	0	0	0	0	0	0	0
<i>Povrede, trovanja i druge posljedice spoljašnjih uzroka</i>											
Ukupno / Total											
muški / males											
žensko / females											
<i>Spoljašnji uzroci morbiditeta i mortaliteta</i>											
Ukupno / Total											
muški / males											
žensko / females											
<i>Nepoznato</i>											
Ukupno / Total											
muški / males											
žensko / females											

6 - 3.3 Infant deaths by cause of death and sex by age  
in 2000. in Republic Srpska  
- continued -

28-29dana days	1mjesecc month	2mjesecca months	3mjesecca months	4mjesecca months	5mjesecci months	6mjesecci months	7mjesecci months	8mjesecci months	9mjesecci months	10mjesecci months	11mjesecci months
<i>Diseases of the respiratory system (J00-J99)</i>											
								1			
								1			
								0			
<i>Diseases of the digestive system (K00-K93)</i>											
	1										
	0										
	1										
<i>Certain conditions originating in the perinatal period (P00-P96)</i>											
0	1	0	0	0	0	0	0	0	0	0	0
0	1	0	0	0	0	0	0	0	0	0	0
0	0	0	0	0	0	0	0	0	0	0	0
<i>Congenital malformations, deformations (Q00-Q99)</i>											
0	0	0	0	1	0	1	0	0	0	0	0
0	0	0	0	0	0	1	0	0	0	0	0
0	0	0	0	1	0	0	0	0	0	0	0
<i>Symptoms, signs and abnormal clinical and laboratory findings, not elsewhere classified (R00-R99)</i>											
0	2	0	0	0	1	0	0	0	0	0	0
0	0	0	0	0	1	0	0	0	0	0	0
0	2	0	0	0	0	0	0	0	0	0	0
<i>Injuries, poisoning and consequences of external causes (S00-T98)</i>											
<i>External causes of mortality (V01-Y98)</i>											
<i>Unknown</i>											

RAZINA OBRADJE BOSNA I HERCEGOVINA  
DATA PROCESSING - LEVEL BOSNIA AND HERZEGOVINA

**6 - 1.7 Broj škola, razreda i učenika na kraju školske godine u BiH**

**- Osnovno obrazovanje**

*Number of schools, classes and pupils end of the year*

**- Elementary education**

	Škole /Schools				Učenici/Pupils		
	Ukupno <i>Total</i>	Cetiri razreda <i>Four classes</i>	Osam razreda <i>Eight classes</i>	Razredi <i>Classes</i>	Ukupno <i>Total</i>	Djevojčice <i>Girls</i>	Dječaci <i>Boys</i>
1995/96	1.555	895	660	13.902	378.819	184.635	194.184
1996/97	1.677	974	703	14.986	390.399	190.010	200.389
1997/98	1.713	993	720	15.418	396.103	192.864	203.239
1998/99	1.763	1.033	730	15.857	402.912	199.015	203.897
1999/00	1.772	1.036	736	15.846	391.533	197.606	193.927

RAZINA OBRADJE FEDERACIJA BiH  
DATA PROCESSING - LEVEL FEDERATION B&H

**6 - 2.5 Broj škola, razreda i učenika na kraju školske godine u F BiH**

**- Osnovno obrazovanje**

*Number of schools, classes and pupils end of the year*

**- Elementary education**

	Škole /Schools				Učenici/Pupils		
	Ukupno <i>Total</i>	Cetiri razreda <i>Four classes</i>	Osam razreda <i>Eight classes</i>	Razredi <i>Classes</i>	Ukupno <i>Total</i>	Djevojčice <i>Girls</i>	Dječaci <i>Boys</i>
1995/96	898	488	410	8.982	252.332	122.655	129.677
1996/97	943	519	424	9.572	259.882	126.240	133.642
1997/98	976	539	437	10.004	268.367	130.471	137.896
1998/99	1.013	570	443	10.392	277.153	135.590	141.563
1999/00	1.016	570	446	10.401	269.839	138.419	131.420

RAZINA OBRADJE REPUBLIKA SRPSKA  
DATA PROCESSING - LEVEL REPUBLIC SRPSKA

**6 - 3.4 Broj škola, razreda i učenika na kraju školske godine u BiH**

**- Osnovno obrazovanje**

*Number of schools, classes and pupils end of the year*

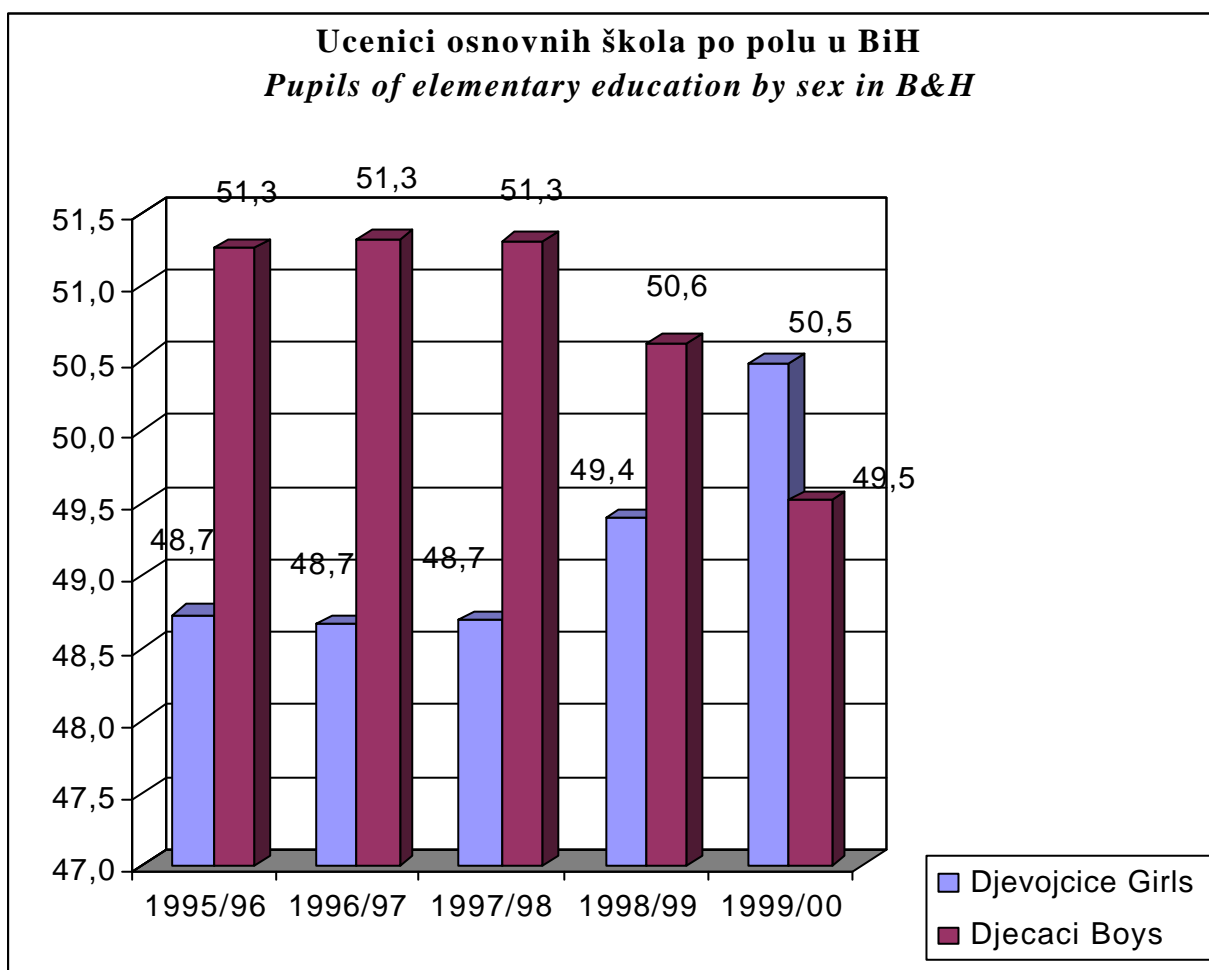
**- Elementary education**

	Škole /Schools				Učenici/Pupils		
	Ukupno <i>Total</i>	Cetiri razreda <i>Four classes</i>	Osam razreda <i>Eight classes</i>	Razredi <i>Classes</i>	Ukupno <i>Total</i>	Djevojčice <i>Girls</i>	Dječaci <i>Boys</i>
1995/96	657	407	250	4.920	126.487	61.980	64.507
1996/97	734	455	279	5.414	130.517	63.770	66.747
1997/98	737	454	283	5.414	127.736	62.393	65.343
1998/99	750	463	287	5.465	125.759	63.425	62.334
1999/00	756	466	290	5.445	121.694	59.187	62.507



**Grafikon 7:**

*Graph 7:*



**RAZINA OBRADJE BOSNA I HERCEGOVINA**  
 DATA PROCESSING - LEVEL BOSNIA AND HERZEGOVINA

**6 - 1.8 Broj škola, razreda i učenika na kraju školske godine u BiH**

**- Srednje obrazovanje**

*Number of schools, classes and pupils end of the year*

*- Secondary education*

	Škole / Schools		Učenici / Pupils		
	Ukupno	Razredi	Ukupno	Djevojčice	Djecaci
	<i>Total</i>	<i>Classes</i>	<i>Total</i>	<i>Girls</i>	<i>Boys</i>
1995/96	251	4.461	126.650	58.794	67.856
1996/97	279	4.881	138.158	65.626	72.532
1997/98	287	5.171	146.536	71.416	75.120
1998/99	290	5.463	155.166	76.003	79.163
1999/00	286	5.653	160.173	79.551	80.622

**RAZINA OBRADJE FEDERACIJA BiH**  
 DATA PROCESSING - LEVEL FEDERATION B&H

**6 - 2.6 Broj škola, razreda i učenika na kraju školske godine u F BiH**

**- Srednje obrazovanje**

*Number of schools, classes and pupils end of the year*

*- Secondary education*

	Škole / Schools		Učenici / Pupils		
	Ukupno	Razredi	Ukupno	Djevojčice	Djecaci
	<i>Total</i>	<i>Classes</i>	<i>Total</i>	<i>Girls</i>	<i>Boys</i>
1995/96	171	2.885	81.264	36.947	44.317
1996/97	183	3.126	88.554	41.264	47.290
1997/98	189	3.358	95.684	45.869	49.815
1998/99	190	3.588	103.218	49.924	53.294
1999/00	189	3.743	106.723	52.544	54.179

**RAZINA OBRADJE REPUBLIKA SRPSKA EGOVINA**  
 DATA PROCESSING - LEVEL REPUBLIC SRPSKA

**6 - 3.5 Broj škola, razreda i učenika na kraju školske godine u BiH**

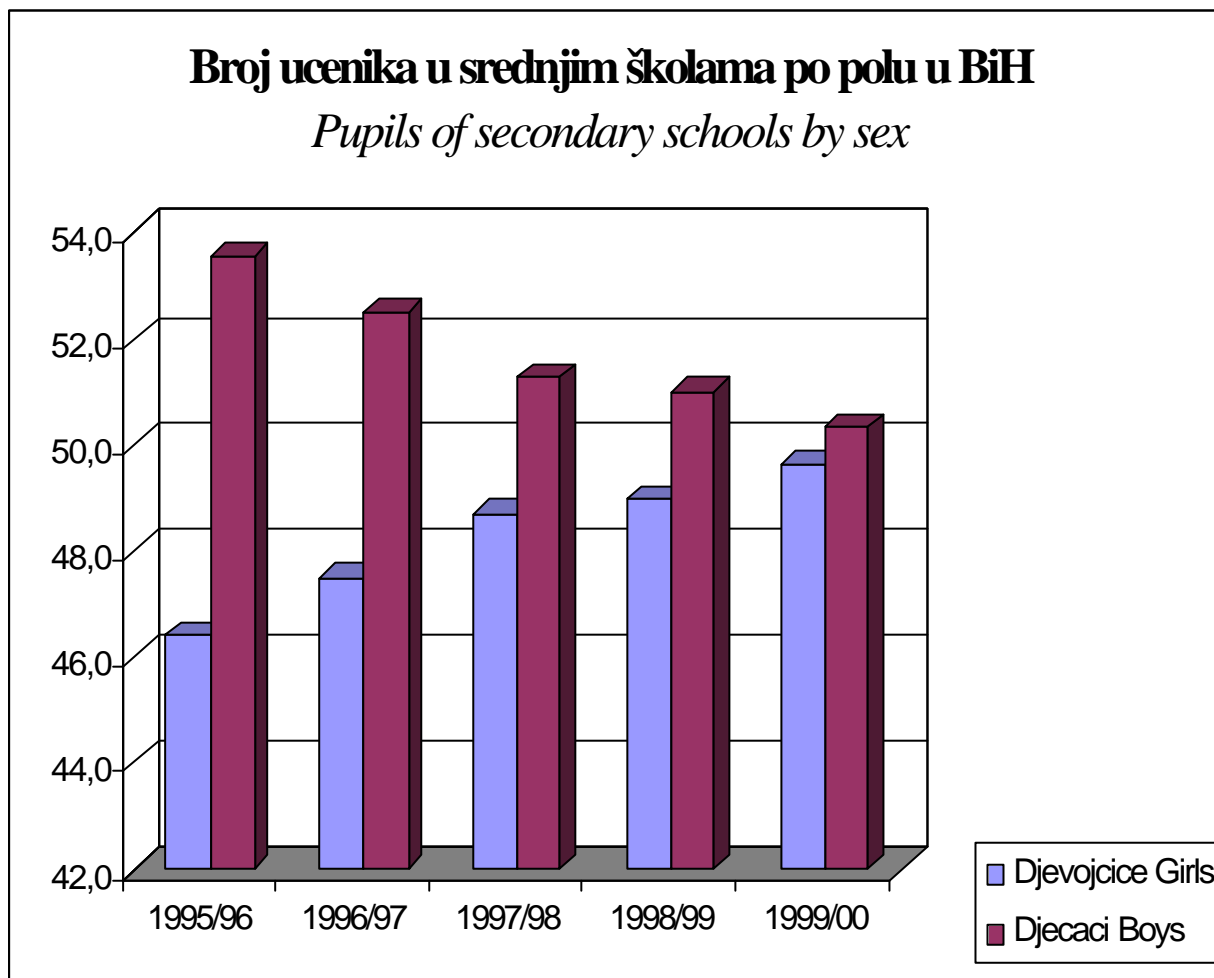
**- Srednje obrazovanje**

*Number of schools, classes and pupils end of the year*

*- Secondary education*

	Škole / Schools		Učenici / Pupils		
	Ukupno	Razredi	Ukupno	Djevojčice	Djecaci
	<i>Total</i>	<i>Classes</i>	<i>Total</i>	<i>Girls</i>	<i>Boys</i>
1995/96	80	1.576	45.386	21.847	23.539
1996/97	96	1.755	49.604	24.362	25.242
1997/98	98	1.813	50.852	25.547	25.305
1998/99	100	1.875	51.948	26.079	25.869
1999/00	97	1.910	53.450	27.007	26.443

**Grafikon 8:**  
*Graph 8:*



**RAZINA OBRAD E BOSNA I HERCEGOVINA**  
 DATA PROCESSING - LEVEL BOSNIA AND HERZEGOVINA

**6 - 1.9 Nastavno osoblje u osnovnim i srednjim školama po polu u BiH**  
*Elementary and secondary school teachers by sex in B&H*

	Osnove škole-Nastavnici <i>Elementary school teachers</i>			Srednje škole-Nastavnici <i>Secondary school teachers</i>		
	Ukupno <i>Total</i>	Žene <i>Women</i>	Muškarci <i>Men</i>	Ukupno <i>Total</i>	Žene <i>Women</i>	Muškarci <i>Men</i>
1995/96	16.907	10.692	6.215	8.327	3.663	4.664
1996/97	18.709	11.895	6.814	8.794	3.912	4.882
1997/98	19.342	12.180	7.162	9.211	4.121	5.090
1998/99	20.085	12.770	7.315	9.671	4.431	5.240
1999/00	20.385	12.919	7.466	10.017	4.678	5.339

**RAZINA OBRAD E FEDERACIJA BiH**  
 DATA PROCESSING - LEVEL FEDERATION B&H

**6 - 2.7 Nastavno osoblje u osnovnim i srednjim školama po polu u BiH**  
*Elementary and secondary school teachers by sex in B&H*

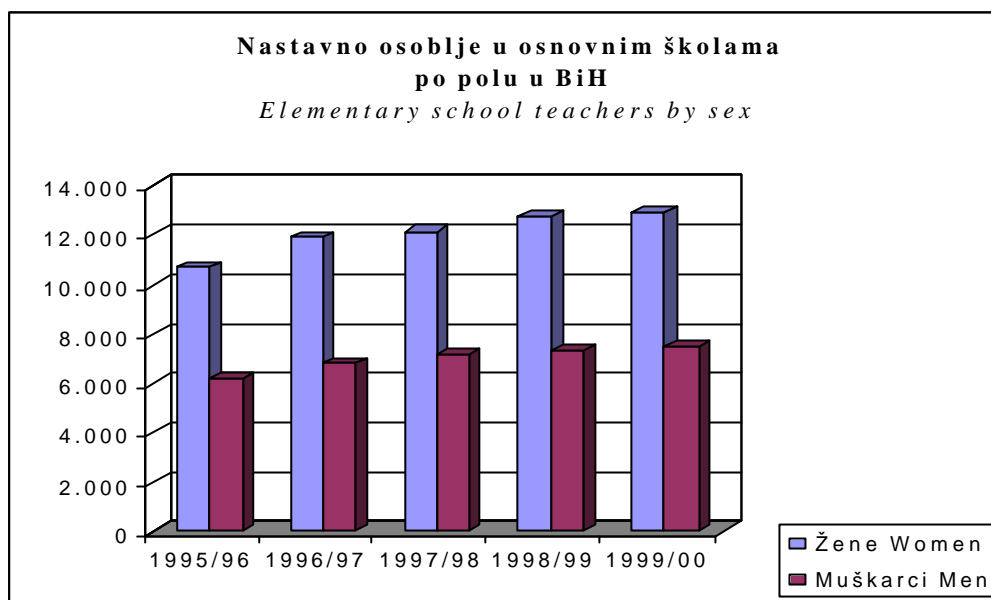
	Osnove škole-Nastavnici <i>Elementary school teachers</i>			Srednje škole-Nastavnici <i>Secondary school teachers</i>		
	Ukupno <i>Total</i>	Žene <i>Women</i>	Muškarci <i>Men</i>	Ukupno <i>Total</i>	Žene <i>Women</i>	Muškarci <i>Men</i>
1995/96	10.821	6.889	3.932	5.666	2.484	3.182
1996/97	11.830	7.597	4.233	6.010	2.623	3.387
1997/98	12.500	7.905	4.595	6.532	2.934	3.598
1998/99	13.097	8.405	4.692	6.966	3.174	3.792
1999/00	13.254	8.493	4.761	7.159	3.316	3.843

**RAZINA OBRAD E REPUBLIKA SRPSKA EGOVINA**  
 DATA PROCESSING - LEVEL REPUBLIC SRPSKA

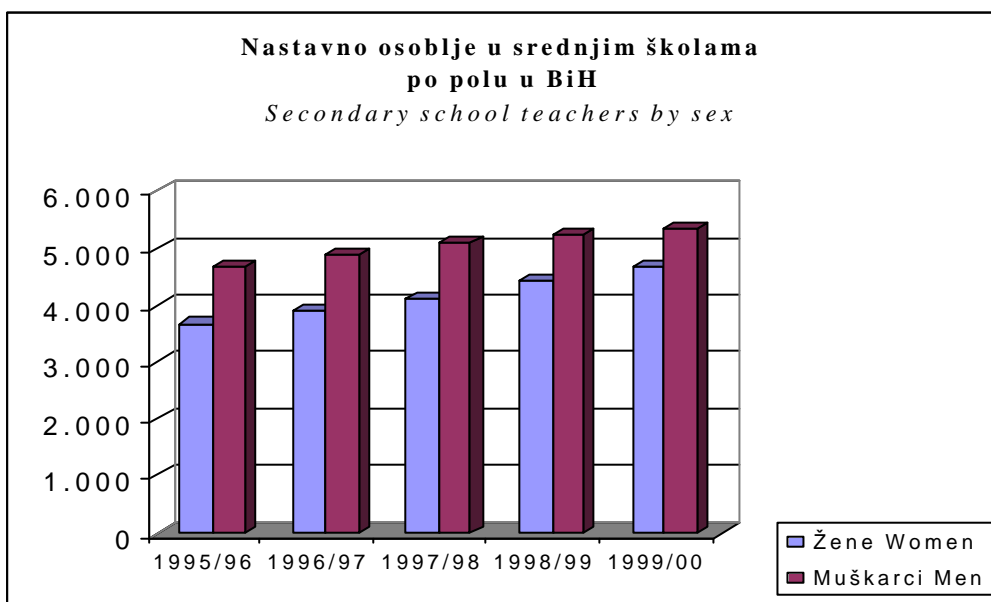
**6 - 3.6 Nastavno osoblje u osnovnim i srednjim školama po polu u BiH**  
*Elementary and secondary school teachers by sex in B&H*

	Osnove škole-Nastavnici <i>Elementary school teachers</i>			Srednje škole-Nastavnici <i>Secondary school teachers</i>		
	Ukupno <i>Total</i>	Žene <i>Women</i>	Muškarci <i>Men</i>	Ukupno <i>Total</i>	Žene <i>Women</i>	Muškarci <i>Men</i>
1995/96	6.086	3.803	2.283	2.661	1.179	1.482
1996/97	6.879	4.298	2.581	2.784	1.289	1.495
1997/98	6.842	4.275	2.567	2.679	1.187	1.492
1998/99	6.988	4.365	2.623	2.705	1.257	1.448
1999/00	7.131	4.426	2.705	2.858	1.362	1.496

**Grafikon 9:**  
Graph 9:



**Grafikon 10:**  
Graph 10:



RAZINA OBRADE BOSNA I HERCEGOVINA  
DATA PROCESSING - LEVEL BOSNIA AND HERZEGOVINA

## 6 - 1.10 Visokoškolske organizacije i studenti u 1999/2000 u BiH

*Higher education institutions and students in B&H*

	Škole <i>Schools</i>	Bosna i Hercegovina			Federacija BiH				Republika Srpska			
		Studenti <i>Students</i>			Škole <i>Schools</i>	Studenti <i>Students</i>			Škole <i>Schools</i>	Studenti <i>Students</i>		
		Ukupno <i>Total</i>	Redovni <i>Regular</i>	Vanredni <i>Parttime</i>		Ukupno <i>Total</i>	Redovni <i>Regular</i>	Vanredni <i>Parttime</i>		Ukupno <i>Total</i>	Redovni <i>Regular</i>	Vanredni <i>Parttime</i>
Ukupno <i>Total</i>	96	60.022	44.353	15.669	62	43.839	30.947	12.892	34	16.183	13.406	2.777
Više škole <i>High schools (2-3 year program)</i>	11	4.010	1.943	2.067	7	2.243	1.070	1.173	4	1.767	873	894
Fakulteti <i>Faculties</i>	73	54.447	41.093	13.354	47	40.395	28.912	11.483	26	14.052	12.181	1.871
Umjetničke akademije <i>Art academies</i>	9	982	932	50	5	618	580	38	4	364	352	12
Vjerske škole <i>Faculty of theology</i>	3	583	385	198	3	583	385	198	0	0	0	0

RAZINA OBRADJE BOSNA I HERCEGOVINA  
DATA PROCESSING - LEVEL BOSNIA AND HERZEGOVINA

**6 - 1.11 Diplomirani studenti u BiH**

*Graduated students in B&H*

		Diplomirani studenti <i>Graduated students</i>								
		Ukupno <i>Total</i>			redovni studenti <i>Regular students</i>			vanredni studenti <i>Part-time students</i>		
		svega <i>all</i>	žene <i>females</i>	muški <i>males</i>	svega <i>all</i>	žene <i>females</i>	muški <i>males</i>	svega <i>all</i>	žene <i>females</i>	muški <i>males</i>
Ukupno <i>Total</i>	1999	3.038	1.755	1.283	2.109	1.191	918	929	564	365
	2000	3.673	2.137	1.536	2.489	1.432	1.057	1.184	705	479
Više škole <i>High schools(2-3 year program)</i>	1999	461	314	147	274	201	73	187	114	73
	2000	756	511	245	368	264	104	388	247	141
Fakulteti <i>Faculties</i>	1999	2.502	1.393	1.109	1.766	946	820	736	447	289
	2000	2.850	1.600	1.250	2.059	1.142	917	791	458	333
Umjetnicke akademije <i>Art academies</i>	1999	59	42	17	55	39	16	4	3	1
	2000	50	25	25	49	25	24	1	0	1
Vjerske škole <i>Faculty of theology</i>	1999	16	5	11	14	5	9	2	0	2
	2000	17	1	16	17	1	16	4	0	4

RAZINA OBRADJE BOSNA I HERCEGOVINA  
DATA PROCESSING - LEVEL BOSNIA AND HERZEGOVINA

**6 - 2.8 Diplomirani studenti u Federaciji BiH**

*Graduated students in Federation B&H*

		Diplomirani studenti <i>Graduated students</i>								
		Ukupno <i>Total</i>			redovni studenti <i>Regular students</i>			vanredni studenti <i>Part-time students</i>		
		svega <i>all</i>	žene <i>females</i>	muški <i>males</i>	svega <i>all</i>	žene <i>females</i>	muški <i>males</i>	svega <i>all</i>	žene <i>females</i>	muški <i>males</i>
Ukupno <i>Total</i>	1999	2.364	1.341	1.023	1.614	878	736	750	463	287
	2000	2.820	1.631	1.189	1.923	1.090	833	897	541	356
Više škole <i>High schools(2-3 year program)</i>	1999	216	155	61	133	106	27	83	49	34
	2000	472	337	135	264	202	62	208	135	73
Fakulteti <i>Faculties</i>	1999	2.077	1.142	935	1.416	731	685	661	411	250
	2000	2.281	1.268	1.013	1.597	862	735	684	406	278
Umjetnicke akademije <i>Art academies</i>	1999	55	39	16	51	36	15	4	3	1
	2000	50	25	25	49	25	24	1	0	1
Vjerske škole <i>Faculty of theology</i>	1999	16	5	11	14	5	9	2	0	2
	2000	17	1	16	17	1	16	4	0	4

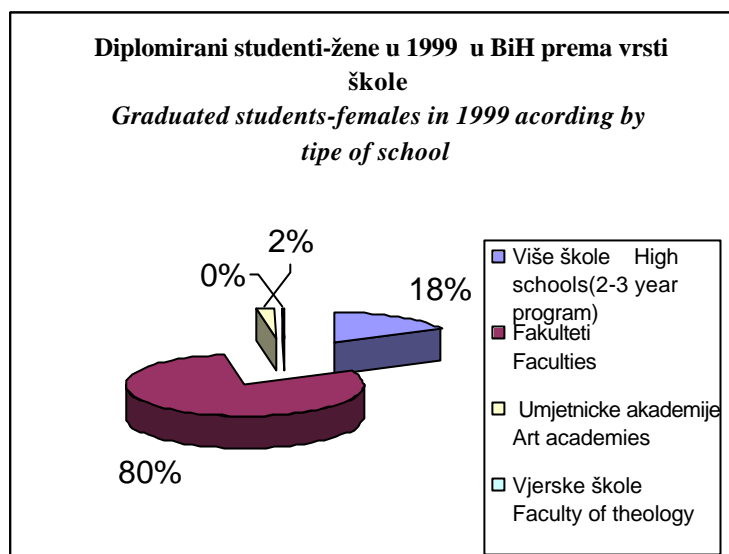
RAZINA OBRADJE BOSNA I HERCEGOVINA  
DATA PROCESSING - LEVEL BOSNIA AND HERZEGOVINA

**6 - 3.7 Diplomirani studenti u Republici Srpskoj**

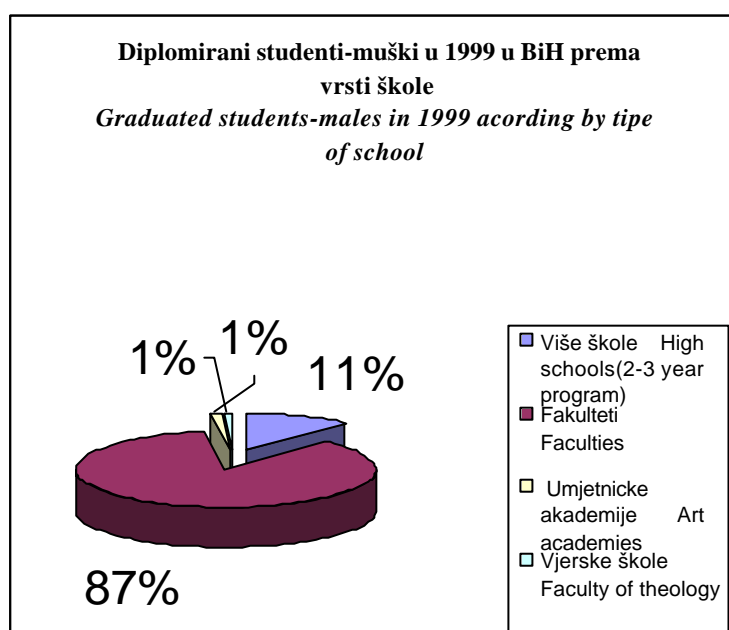
*Graduated students in Republic Srpska*

		Diplomirani studenti <i>Graduated students</i>								
		Ukupno <i>Total</i>			redovni studenti <i>Regular students</i>			vanredni studenti <i>Part-time students</i>		
		svega <i>all</i>	žene <i>females</i>	muški <i>males</i>	svega <i>all</i>	žene <i>females</i>	muški <i>males</i>	svega <i>all</i>	žene <i>females</i>	muški <i>males</i>
Ukupno <i>Total</i>	1999	674	414	260	495	313	182	179	101	78
	2000	853	506	347	566	342	224	287	164	123
Više škole <i>High schools(2-3 year program)</i>	1999	245	159	86	141	95	46	104	65	39
	2000	284	174	110	104	62	42	180	112	68
Fakulteti <i>Faculties</i>	1999	425	251	174	350	215	135	75	36	39
	2000	569	332	237	462	280	182	107	52	55
Umjetnicke akademije <i>Art academies</i>	1999	4	3	1	4	3	1	0	0	0
	2000	0	0	0	0	0	0	0	0	0
Vjerske škole <i>Faculty of theology</i>	1999	0	0	0	0	0	0	0	0	0
	2000	0	0	0	0	0	0	0	0	0

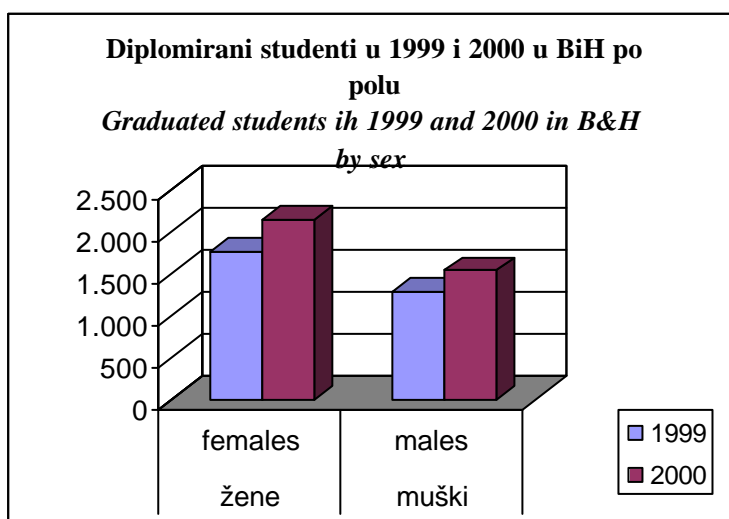
**Grafikon 11:**  
Graph 11:



**Grafikon 12:**  
Graph 12:



**Grafikon 13:**  
Graph 13:







***7. TRGOVINA***  
***TRADE***

## **TRGOVINA**

### **Metodološke napomene**

Statistika robne razmjene sa inostranstvom urađena je od strane Agencije za statistiku BiH u saradnji sa Zavodom za statistiku Republike Srpske i Federalnog zavoda za statistiku.

Korišteni metod zasniva se na metodološkim preporukama Statistickog ureda Evropske unije ( EUROSTAT ) i Statistickog ureda Ujedinjenih nacija.

Predmet posmatranja statistike robne razmjene sa inostranstvom su robe koje se izvoze odnosno uvoze.

Izvoz obuhvaca svu robu koja se izvozi iz zemlje, a potjece iz domace proizvodnje ili unutrašnjeg robnog prometa.

Uvoz obuhvaca svu robu koja je uvezena iz inostranstva radi potrošnje u zemlji.

Podaci ukljucuju izvoz i uvoz ostvaren na osnovi poslova oplemenjivanja tj. poslova obrade, dorade i prerade.

Promet na osnovi poslova oplemenjivanja može biti aktivan u slucaju kada se privremeno uvozi roba u zemlju da bi se tu obavili poslovi obrade, dorade ili prerade nakon cega se roba vraca u inostranstvo. Ovaj promet je pasivan u slucaju kad se roba privremeno izvozi u inostranstvo da bi se tamo obavila prerada, obrada ili dorada, a nakon tog posla roba se vraca u zemlju.

Izvor podataka za statistiku robne razmjene sa inostranstvom jesu carinske deklaracije o izvozu i uvozu roba, koje u ime poslovnog subjekta, podnose carinarnicama otpremnicka preduzeca prilikom carinjenja robe. Za prikupljanje i kontrolu ispravnosti carinskih deklaracija odgovorne su Carinske uprave entiteta, od kojih Zavodi za statistiku entiteta preuzimaju kontrolirane carinske deklaracije u obliku slogova na magnetnom mediju i nakon obrade dostavljaju ih Agenciji za statistiku BiH.

Od 1998 godine carinski postupak u entitetima odvija se u skladu sa Opcim pravilima za carinske tarife ( Službeni glasnik BiH, br.1/98 ).

Vrijednost uvoza i izvoza iskazuje se u konvertibilnim markama KM. U tabelama za 1997 i 1998 godinu urađena je konverzija vrijednosti robnog prometa iz USD prema KM, u skladu sa važećim prosječnim kursom Centralne banke BiH.

Zbog nedostatka sveobuhvatnih podataka o robnoj razmjeni sa državama, u tabelama je prikazana robna razmjena sa jednim brojem država koje se mogu izdvojiti kao vodeći trgovinski partneri BiH.

Za statistiku robne razmjene sa inostranstvom osnovni kriterij podjele po zemljama jeste zemlja namjene kod izvoza, odnosno porijekla kod uvoza. Zemlja namjene je zemlja kojoj je namjenjena potrošnja izvezenih proizvoda ili njihova dalja prerada. Zemlja porijekla je zemlja u kojoj je roba proizvedena ili je iz nje porijeklom.

## TRADE

### *Notes on Methodology*

Statistics of foreign trade is prepared by Agency for Statistics of B&H in the cooperation with the Institute of Statistics of Republika Srpska and Institute of Statistics of Federation B&H.

Used methodologies is based on the methodological recommendations of Statistical Office of European Union (Eurostat) and Statistical Office of United Nations.

As object of observing in foreign trade are all goods exported or imported.

Exports refer to all exported goods which origin by domestic production, respectively from home turnover trade.

Imports cover all imported goods from abroad due to its consuming in country. In the framework of regular exports and imports, it is included reworking trade, namely export and import based on finishing process, processing and treatment. The active reworking trade cover imports for processing and exports after that, while passive reworking trade cover exports for processing and import after that.

Source of data for foreign trade are custom declaration (SAD) on export and imports, which on behalf of legal entity, delivering of shipping company processing goods.

The custom administrations of entity are authorized to collect and control of custom declarations.

The Institutions of Statistics of entity takes over the checked custom declarations. In terms of letters on magnetic medium and after processing they send to Agency for Statistics of B&H.

Since 1998 custom procedure in entity are being performed in accordance with the general rules for custom tariff (Official gazeta B&H, N° 1/98).

Value of imports and exports is accounted by convertible marks (KM). In tables for 1997 and 1998 were done conversion of value of foreign trade from USD to KM, accordingly validity average of exchange rate of Central Bank of B&H.

Due to lack of comprehensive data on foreign trade, in tables are given statistics with a number of countries which could separate as leading trade partners of B&H.

Collection data of foreign trade by countries are performed on the basis principle by country for which exported goods are intended by export, or the country of origin by imports. That means, that in export registered a country in which the goods spending or processing, and in import country in which the goods by manufacturing or finishing process led in status in which are imported.

Da bi se dala realnija ocjena sadašnje vrijednosti robnog prometa BiH sa inostranstvom, prikazani su podaci o robnoj razmjeni BiH sa inostranstvom iz 1990. godine.

Vrijednost robe u spoljnoj trgovini iskazana je na osnovu pariteta franko bivša jugoslovenska granica: FOB cijene za izvoz, CIF cijene na uvoz.

Konverzija tadašnjeg JU-dinara izvršena je prema važećem deviznom kursu u odnosu na njemacku marku, u omjeru 1 DEM=700,00 dinara.

Klasifikacija izvoza i uvoza roba u spoljnoj trgovini u 1990. godini vršila se prema Nomenklaturi statistike spoljne trgovine koja se bazirala na Standardnoj medunarodnoj trgovinskoj klasifikaciji SITC Rev.3.

Podaci za 1997,1998,1999 i 2000 godinu takode su uradeni na bazi iste klasifikacije SITC Rev.3. tako da je omogucena njihova medusobna komparabilnost.

In order to give a real picture on currently value of foreign trade of B&H, it was presented data on foreign trade of B&H from 1990.

Value for the goods in foreign trade is stated on the basis of parity of franco ex-Yugoslavia border: FOB prices for export, CIF prices for imports.

Conversion Yu-dinar was done to valided exchange rate in the relation Deuchland mark, 1 DEM = 700,00 dinars.

The goods are classified in 1990 according to the Nomenclature of Statistics Foreign Trade based on the Standard International Trade Classification SITC Rev.3.

Data for 1997, 1998, 1999 and 2000 are also prepared on the basic same classification of SITC Rev.3, so that it was enabled its mutual comparasion.

RAZINA OBRADJE BOSNA I HERCEGOVINA  
DATA PROCESSING - LEVEL B&H

**7 - 1.1 Robni promet BiH sa inostranstvom**

*Goods transactions of B&H with the rest of the world*

**Izvoz-uvoz za period I-IX 2001 godine / Export-import for I-IX 2001**

(u 000 KM)

	<b>I-IX 2001</b>
<b>Obim razmjene/Volume of exchange</b>	6.725.479
<b>Izvoz/Export</b>	1.818.273
<b>Uvoz/Import</b>	4.907.206
<b>Trgovinski bilans Trade balance</b>	3.088.933

RAZINA OBRADJE BOSNA I HERCEGOVINA  
DATA PROCESSING - LEVEL B&H

**7 - 1.2 Robni promet BiH sa inostranstvom**

*Goods transactions of B&H with the rest of the world*

**Izvoz-uvoz po zemljama namjene/porijekla, za I-IX 2001**

*Export-import by countries of origin or destination, for I-IX 2001*

(u 000 KM)

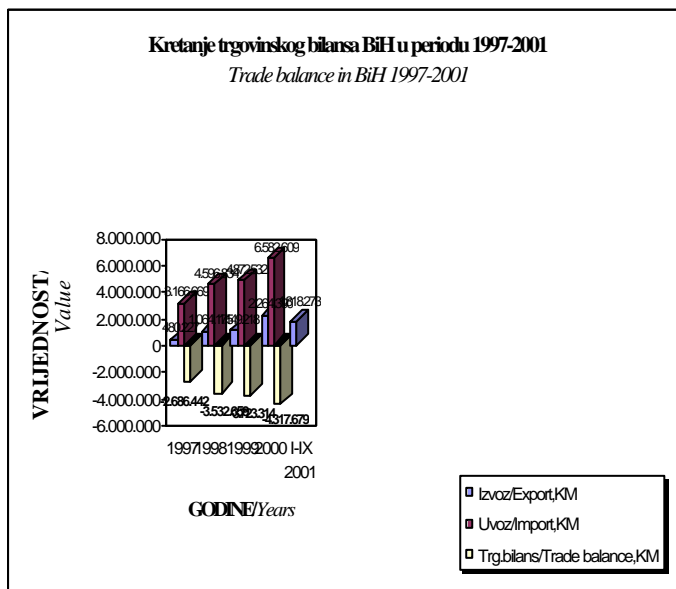
	<b>Obim robne razmjene Volume of merchandise trade</b>	<b>Izvoz Export</b>	<b>Uvoz Imports</b>	<b>Trgovinski bilans Trade balance</b>
<b>Austrija/Austria</b>	339.915	59.674	280.241	-220.567
<b>Italija/Italia</b>	1.007.494	377.839	629.655	-251.816
<b>Hrvatska/Croatia</b>	861.776	134.844	726.932	-592.088
<b>Njemacka/Germany</b>	799.395	275.573	523.822	-248.249
<b>Madarska/Hungary</b>	228.615	5.350	223.265	-217.915
<b>SR Jugoslavija/ Yugoslavia</b>	683.788	344.600	339.188	5.412
<b>Slovenija/Slovenia</b>	803.472	136.271	667.201	-530.930
<b>Ostale zemlje/Other countries</b>	2.001.004	484.102	1.516.902	-1.032.800
<b>Ukupno/Total</b>	<b>6.725.479</b>	<b>1.818.273</b>	<b>4.907.206</b>	<b>-3.088.933</b>

**7 - 1.3 Pregled robnog prometa BiH sa inostranstvom u periodu 1997-2001**  
*Review of goods transactions of B&H with the rest of the world*  
1997-2001

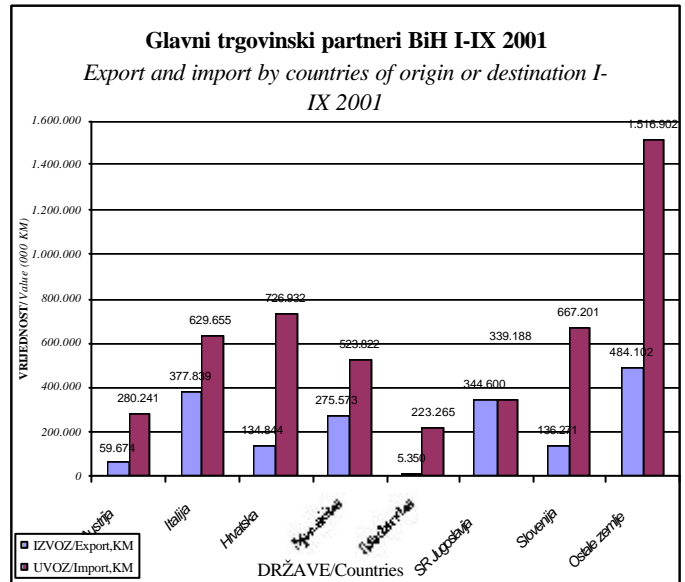
(000 KM)

	1997	1998	1999	2000	I-IX 2001	Index 1998 1997	Index 1999 1998	Index 2000 1999	Index I-VI 2001 I-VI 2000	Index I-IX 2001 I-IX 2000
<b>Obim robne razmjene</b> <i>Turnover of transaction</i>	3.646.896	5.661.009	6.021.750	8.847.539	6.725.479	155,2	106,4	146,9	112,9	115,3
<b>Izvoz/Export</b>	480.227	1.064.175	1.149.218	2.264.390	1.818.273	221,6	108,0	197,0	152,6	130,6
<b>Uvoz/Import</b>	3.166.669	4.596.834	4.872.532	6.582.609	4.907.206	145,2	106,0	135,1	105,1	109,7
<b>Trgovinski bilans</b> <i>Trade balance</i>	-2.686.442	-3.532.659	-3.723.314	-4.317.679	-3.088.933	131,5	105,4	116,0	91,2	99,7

**Grafikon 1:**  
*Graph 1:*



**Grafikon 2:**  
*Graph 2:*



RAZINA OBRADJE FEDERACIJA BOSNE I HERCEGOVINE  
DATA PROCESSING - FEDERATION B&H

**7 - 2.1 Robni promet FBiH sa inostranstvom**

*Goods transactions of Federation B&H with the rest of the world*

**Izvoz-uvoz za period I-IX 2001 godine / Export-import for I-IX 2001**

(u 000 KM)

	<b>I-IX 2001</b>
<b>Obim razmjene/Volume of exchange</b>	5.045.764
<b>Izvoz/Export</b>	1.366.961
<b>Uvoz/Import</b>	3.678.803
<b>Trgovinski bilans Trade balance</b>	2.311.842

RAZINA OBRADJE FEDERACIJA BOSNE I HERCEGOVINE  
DATA PROCESSING - LEVEL FEDERATION B&H

**7 - 2.2 Robni promet FBiH sa inostranstvom**

*Goods transactions of Federation B&H with the rest of the world*

**Izvoz-uvoz po zemljama namjene/porijekla, za I-IX 2001**

*Export-import by countries of origin or destination, for I-XI 2001*

(u 000 KM)

	<b>Obim robne razmjene Volume of merchandise trade</b>	<b>Izvoz Export</b>	<b>Uvoz Imports</b>	<b>Trgovinski bilans Trade balance</b>
<b>Austrija/Austria</b>	246.066	50.409	195.657	-145.248
<b>Italija/Italia</b>	853.878	297.081	556.797	-259.716
<b>Hrvatska/Croatia</b>	722.705	110.200	612.505	-502.305
<b>Njemacka/Germany</b>	709.151	249.467	459.684	-210.217
<b>Madarska/Hungary</b>	121.351	2.949	118.402	-115.453
<b>SR Jugoslavija/ Yugoslavia</b>	160.067	115.366	44.701	70.665
<b>Slovenija/Slovenia</b>	621.379	116.622	504.757	-388.135
<b>Ostale zemlje/Other countries</b>	1.611.167	424.867	1.186.300	-761.433
<b>Ukupno/Total</b>	<b>5.045.764</b>	<b>1.366.961</b>	<b>3.678.803</b>	<b>-2.311.842</b>



### 7 - 3.1 Robni promet RS sa inostranstvom

*Goods transactions of Republic Srpska with the rest of the world*

**Izvoz-uvoz za period I-IX 2001 godine / Export-import for I-IX 2001**

(u 000 KM)

	<b>I-IX 2001</b>
<b>Obim razmjene/Volume of exchange</b>	1.679.715
<b>Izvoz/Export</b>	451.312
<b>Uvoz/Import</b>	1.228.403
<b>Trgovinski bilans Trade balance</b>	777.091

### 7 - 3.2 Robni promet RS sa inostranstvom

*Goods transactions of Republic Srpska with the rest of the world*

**Izvoz-uvoz po zemljama namjene/porijekla, za I-IX 2001**

*Export-import by countries of origin or destination, for I-IX 2001*

(u 000 KM)

	<b>Obim robne razmjene Volume of merchandise trade</b>	<b>Izvoz Export</b>	<b>Uvoz Imports</b>	<b>Trgovinski bilans Trade balance</b>
<b>Austrija/Austria</b>	93.849	9.265	84.584	-75.319
<b>Italija/Italia</b>	153.616	80.758	72.858	7.900
<b>Hrvatska/Croatia</b>	139.071	24.644	114.427	-89.783
<b>Njemacka/Germany</b>	90.244	26.106	64.138	-38.032
<b>Madarska/Hungary</b>	107.264	2.401	104.863	-102.462
<b>SR Jugoslavija/ Yugoslavia</b>	523.721	229.234	294.487	-65.253
<b>Slovenija/ Slovenia</b>	182.093	19.649	162.444	-142.795
<b>Ostale zemlje/Other countries</b>	389.837	59.235	330.602	-271.367
<b>Ukupno/Total</b>	<b>1.679.715</b>	<b>451.312</b>	<b>1.228.403</b>	<b>-777.091</b>

**BHAS/БХАС**  
**AGENCIJA ZA STATISTIKU BOSNE I HERCEGOVINE**  
**АГЕНЦИЈА ЗА СТАТИСТИКУ БОСНЕ И ХЕРЦЕГОВИНЕ**  
**AGENCY FOR STATISTICS OF BOSNIA AND HERZEGOVINA**  
**Trg Bosne i Hercegovine 1**  
**Трг Босне и Херцеговине 1**  
**Tel: (387 33) 22 06 22**  
**Fax: (387 33) 22 06 22**  
**e-mail: bhas@bih.net.ba**

U narednim biltenima Agencija za statistiku Bosne i Hercegovine ce publikovati podatke o robnom prometu BiH sa inozemstvom, transportu, šumarstvu, turizmu, industriji, trgovini, gradevinarstvu i ugostiteljstvu.

*Next publications will cover data on foreign trade of B&H, transport, forestry, tourism, industry, trade, construction and hotels and restaurants.*

**Cijena / Unit Price 40 KM**